West Fargo City Commission Meeting
West Fargo City Hall Commission Chambers
2515 6th St E, West Fargo 58078
Monday, April 20, 2026 5:30 PM

Meeting Items

A. Call to Order
B. Pledge of Allegiance
C. Roll Call
D. Approve Order of Agenda
E. Approval of Minutes -- April 6, 2026
F. Approval of Minutes -- April 10, 2026
G. Building Permits

Consent Agenda - Approve the Following:

a. Bills
b. Right-of-Way Permitting
   - Authorize Engineering to lift the season Shutdown for all Right-of-Way work within the City of West Fargo
c. Improvement District No. 3008 – Meadow Ridge Development Reconstruction – Phase 1
   - Adopt Resolution Approving Contract and Contractor's Bond and Authorize Notice to Proceed
d. Project No. 9072 – DWR Water Development Plan Applications
   - Approve Resolution for submittal of DWR Cost-Share Applications for the 2027-2029 Water Plan
e. Improvement District No. 2288 – 52nd Ave & 9th St W Intersection Improvements
   - Direct Engineer to prepare an Engineer's Report
f. Financial Report as of March 31, 2026
g. Approve the Vector Control Contract -- Matt Andvik, Senior Director of Public Works
h. IT Mutual Aid Agreement with City of Fargo -- Haider Howitzer, Director of Information Technology
i. Site Authorization for West Fargo Events for Bar Down from July 1, 2026 to June 30, 2027
j. Site Authorization for West Fargo Events for West Fargo Dive Bar from July 1, 2026 to June 30, 2027

Regular Agenda

1. Public Comment
   Members of the public will be allowed 2 minutes and 30 seconds to address the City Commission. Commissioners will not take any official action during this comment period. Please sign up no later than 12 p.m. the day of the City Commission Meeting you wish to attend. City Commission Meeting Public Comment | West Fargo, ND (westfargond.gov)
2. Public Hearings (each item will adjourn out of regular meeting into a public hearing)

3. Public Safety Annual Reports
    - Fire Department -- Dan Fuller, Fire Chief
    - Police Department -- Pete Nielsen, Police Chief
4. Public Works Annual Report -- Matt Andvik, Director of Public Works
5. Project No. 1351 – Sanitary Lift Station (SA-27) Rehabilitation -- Jerry Wallace, City Engineer
    - Approve both Change Order No. 2's for ICS, Inc. and JDP Electric
6. New Water Supply, Sewerage, Street Systems and Incidentals – Grant 2nd Addition -- Jerry Wallace, City Engineer
    - Accept Petition for Improvements, Create Improvement District No. 1358 and Direct Engineer to prepare an Engineer's Report.
7. Intersection Improvements and Incidentals (9th St W at Mulberry Ln & 50th Ave W) -- Jerry Wallace, City Engineer
    - Accept Petition for Improvements, Create Improvement District No. 2301, and Direct Engineer to prepare an Engineer's Report
8. Project No. 2293 – 9th Street NE – Grade Separation -- Jerry Wallace, City Engineer
    - Accept Bid and Award Contract
9. Project No. 9021 – Wastewater Serviceability and Risk Reduction Study -- Dan Hanson, Senior Director of Community & Development
    - Approve modifying the Sewer Agreement with Mapleton to include the upsizing of the force main east of 38th Street NW.
10. MOU - Municipal Judge Coverage with Dan Phillips as the Alternate Municipal Judge
11. City Administrator's Report -- Dustin Scott, City Administrator
12. Correspondence
13. Non-Agenda Items
14. Adjourn

Meeting Items

A. Call to Order

The West Fargo City Commission was called to order on Monday, April 6, 2026.

B. Pledge of Allegiance

The Pledge of Allegiance was recited.

C. Roll Call

Commissioner Rory Jorgensen – present; Commissioner Amy Zundel – present; Commissioner Bernie Dardis – present; Commissioner Brad Olson – absent; Commissioner Roben Anderson – present. Four of the five Commissioners were present, Commissioner Olson was absent from the meeting.

D. Approve Order of Agenda

Commissioner Zundel moved and Commissioner Anderson seconded to approve the order of agenda with item number *4. A26-2 ARD Properties 1st Addition, request for subdivision and Conditional Use Permit to allow crushing and stockpiling of aggregate materials -- Aaron Nelson, Director of Planning and Zoning* being removed until the applicant is available.

E. Approval of Minutes -- March 16, 2026

Commissioner Zundel moved and Commissioner Anderson seconded to approve the minutes of March 16, 2026. Commissioners Jorgensen, Zundel, Dardis and Anderson voted aye. No Commissioners present voted nay, the motion to approve the minutes of March 16, 2026, was declared carried.

F. Building Permits

Commissioner Anderson moved and Commissioner Zundel seconded to approve the building permits. Commissioner Jorgensen recused himself; Commissioners Zundel, Dardis and Anderson voted aye. No Commissioners present voted nay, the motion to approve the build permits, was declared carried.

Consent Agenda - Approve the Following:

a. Bills

b. Acceptance of Resignation – Municipal Judge Trent Barkus

c. Improvement District No. 1356 – Brookwood Meter Pit Replacement

- **Adopt Resolution Approving Contract and Contractor's Bond and Authorize Notice to Proceed.**

d. Improvement District No. 3009 – 1st Ave E Reconstruction (Sheyenne St to 4th St E)

- **Approval of the Resolution of Governing Body**

e. Improvement District No. 6062 – 2026 Sidewalk Improvements

- **Adopt Resolution approving Contract and Contractor's Bond and Authorize Notice to Proceed**

f. **Project No. 6064 – Transit Shelters**
   - **Approve Plans and Specifications and Authorize Solicitation for Quotes**

g. **Gaming Site Authorization for West Fargo Rural Fire Department at DoubleTree by Hilton on May 17, 2026**

h. **Gaming Site Authorization for Plains Art Museum at Unhynged from July 1, 2026 to June 30, 2027**

i. **Games of Chance for West Fargo Clay Target Team Inc.at The Noble Hare on June 25, 2026**

Commissioner Jorgensen moved and Commissioner Anderson seconded to approve the consent agenda. Commissioners Jorgensen, Zundel, Dardis and Anderson voted aye. No Commissioners present voted nay, the motion to approve consent agenda, was declared carried.

Regular Agenda

1. **Public Comment**
   Members of the public will be allowed 2 minutes and 30 seconds to address the City Commission. Commissioners will not take any official action during this comment period.
   Please sign up no later than 12 p.m. the day of the City Commission Meeting you wish to attend. City Commission Meeting Public Comment | West Fargo, ND (westfargond.gov)
   There was one member of the public signed up to speak during this time.
2. **Public Hearings (each item will adjourn out of regular meeting into a public hearing)**
3. **Capital Credit Union Neighborhood Revitalization Program -- Aaron Nelson, Director of Planning and Zoning**
   Commissioner Jorgensen moved and Commissioner Zundel seconded to approve the Neighborhood Revitalization Program offered by Capital Credit Union. Commissioners Jorgensen, Zundel, Dardis and Anderson voted aye. No Commissioners present voted nay, the motion to approve the Neighborhood Revitalization Program offered by Capital Credit Union, was declared carried.
4. ~~**A26-2 ARD Properties 1st Addition, request for subdivision and Conditional Use Permit to allow crushing and stockpiling of aggregate materials -- Aaron Nelson, Director of Planning and Zoning**~~
   This item was removed from the agenda.

5. **CIP Project – Tree Planting – 9th St. W. from 32nd Ave. to 52nd Ave. -- Matthew Andvik, Senior Director of Public Works and Logan Jacobson, Director of Public Works Services**

   Commissioner Andreson moved and Commissioner Jorgensen seconded to approve the CIP Project – Tree Planting – 9th St. W. from 32nd Ave. to 52nd Ave. Commissioners Jorgensen, Zundel, Dardis and Anderson voted aye. No Commissioners present voted nay, the motion to approve the CIP Project – Tree Planting – 9th St. W. from 32nd Ave. to 52nd Ave, was declared carried.

6. **Request to Award Contract – Security Camera and Door Access Improvements -- Haider Howitzer, Director of Information Technology**

   Commission Zundel moved and Commissioner Anderson seconded to table the request to award contact – security camera and door access improvements until pending legal review and schedule a special meeting for a later date. Commissioners Jorgensen, Zundel, Dardis and Anderson voted aye. No Commissioners present voted nay, the motion to table the request to award contact – security camera and door access improvements until pending legal review and schedule a special meeting for a later date, was declared carried.

7. **Project No. 1352 – Sanitary Sewer System Rehabilitation — Spot Repairs -- Dan Hanson, Senior Director of Community & Development**

   • Approve both an Engineer's Report and Task Order and Direct Engineer to prepare Plans and Specifications

   Commissioner Anderson moved and Commissioner Jorgensen seconded to approve Project No. 1352 – Sanitary Sewer System Rehabilitation — Spot Repairs; Approve both an Engineer's Report and Task Order and Direct Engineer to prepare Plans and Specifications. Commissioners Jorgensen, Zundel, Dardis and Anderson voted aye. No Commissioners present voted nay, the motion to approve Project No. 1352 – Sanitary Sewer System Rehabilitation — Spot Repairs; Approve both an Engineer's Report and Task Order and Direct Engineer to prepare Plans and Specifications, was declared carried.

8. **Downtown Pedestrian Improvements -- Dan Hanson, Senior Director of Community & Development**

   • Create Project No. 2305 and Authorize purchase and installation of RRFB

   Commissioner Anderson moved and Commissioner Zundel seconded to approve the Downtown Pedestrian Improvements; Create Project No. 2305 and Authorize purchase and installation of RRFB. Commissioners Jorgensen, Zundel, Dardis and Anderson voted aye. No Commissioners present voted nay, the motion to approve the Downtown Pedestrian Improvements; Create Project No. 2305 and Authorize purchase and installation of RRFB e, was declared carried.

9. **Improvement District No. 3009 – 1st Ave E Reconstruction (Sheyenne St to 4th St E) -- Dan Hanson, Senior Director of Community & Development**
   • Accept Bid and Award Contract contingent upon NDDEQ Environmental Review Approval
   Commissioner Jorgensen moved and Commissioner Anderson seconded to approve Improvement District No. 3009 – 1st Ave E Reconstruction (Sheyenne St to 4th St E); Accept Bid and Award Contract contingent upon NDDEQ Environmental Review to Sellin Brothers in the amount of $$3,506,778. Commissioners Jorgensen, Zundel, Dardis and Anderson voted aye. No Commissioners present voted nay, the motion to approve Improvement District No. 3009 – 1st Ave E Reconstruction (Sheyenne St to 4th St E); Accept Bid and Award Contract contingent upon NDDEQ Environmental Review to Sellin Brothers in the amount of $$3,506,778, was declared carried.
10. **Improvement District No. 3010 – Beaton Drive Reconstruction (Sheyenne St to Sheyenne River) -- Dan Hanson, Senior Director of Community & Development**
    • Approve Task Order
    Commissioner Anderson moved and Commissioner Zundel seconded to approve Improvement District No. 3010 – Beaton Drive Reconstruction (Sheyenne St to Sheyenne River); Approve Task Order. Commissioners Jorgensen, Zundel, Dardis and Anderson voted aye. No Commissioners present voted nay, the motion to approve Improvement District No. 3010 – Beaton Drive Reconstruction (Sheyenne St to Sheyenne River); Approve Task Order, was declared carried.
11. **Project No. 2293 – 9th Street NE – Grade Separation -- Dan Hanson, Senior Director of Community & Development**
    • Approve Overpass Agreement and C&M Agreement
    Commissioner Jorgensen moved and Commissioner Anderson seconded to approve Project No. 2293 – 9th Street NE – Grade Separation; Approve Overpass Agreement and C&M Agreement. Commissioners Jorgensen, Zundel, Dardis and Anderson voted aye. No Commissioners present voted nay, the motion to approve Project No. 2293 – 9th Street NE – Grade Separation; Approve Overpass Agreement and C&M Agreement, was declared carried.
12. **Gateway Fiber Project -- Dan Hanson, Senior Director of Community & Development**
    • Approve Right of Way and Construction Agreements with Gateway Infrastructure, LLC
    Commissioner Zundel moved and Commissioner Jorgensen seconded to approve Gateway Fiber Project ; Approve Right of Way and Construction Agreements with Gateway Infrastructure, LLC. Commissioners Jorgensen, Zundel, Dardis and Anderson voted aye. No Commissioners present voted nay, the motion to approve Gateway Fiber Project ; Approve Right of Way and Construction Agreements with Gateway Infrastructure, LLC, was declared carried.

13. City Administrator's Report

a. Dan Hanson -- Senior Director of Community & Development

Upcoming Neighborhood meetings

Thursday, April 16 from 6-8 pm at the West Fargo Fire Station located at 1201 10th Ave E., West Fargo, ND

- Improvement District 3008 - Meadow Ridge Development Reconstruction

Monday, April 27 from 6-8 pm at the West Fargo Fire Station located at 1201 10th Ave E., West Fargo, ND

- Improvement District 3009 – 1st Ave. E Reconstruction (Sheyenne St. to 4th St. E)

Thursday, April 30 from 6-8 pm at Legacy Elementary School, 5150 9th St. W West Fargo, ND

- Improvement District 2288 – 9th St. W/52nd Ave. W Intersection Improvements

14. Correspondence

There was no correspondence.

15. Non-Agenda Items

Commissioner Jorgensen thanked the street crew for their work with the snow.

16. Adjourn

Commissioner Anderson moved and Commissioner Zundel seconded to adjourn. Commissioners Jorgensen, Zundel, Dardis and Anderson voted aye. No Commissioners present voted nay, the motion to adjourn, was declared carried.

Meeting Items

A. Call to Order

The West Fargo City Commission meeting was held in the City of West Fargo Commission Chambers on Friday, April 10, 2026.

B. Pledge of Allegiance

The Pledge of Allegiance was recited.

C. Roll Call

Commissioner Rory Jorgensen – present (virtually via teams); Commissioner Amy Zundel – present; Commissioner Bernie Dardis – present; Commissioner Brad Olson – present; Commissioner Roben Anderson – present (virtually via teams). All Commissioners were present, there were no Commissioners absent from the meeting.

D. Approve Order of Agenda

Commissioner Olson moved and Commissioner Zundel seconded to approve the order of agenda. Commissioners Jorgensen, Zundel, Dardis, Olson and Anderson voted aye. No Commissioners present voted nay, the motion to approve the order of agenda, was declared carried.

Regular Agenda

1. Request to Award Contract – Security Camera and Door Access Improvements -- Haider Howitzer, Director of Information Technology

City Attorney Katie Schmidt presented her review of the item. Her remarks are attached as an appendix to these minutes.

Commissioner Zundel moved and Commissioner Olson seconded to approve. Commissioners Jorgensen, Zundel, Dardis, Olson and Anderson voted aye. No Commissioners present voted nay, the motion to, was declared carried.

2. Non-Agenda Items

3. Adjourn

Commissioner Olson moved and Commissioner Zundel seconded to adjourn. Commissioners Jorgensen, Zundel, Dardis, Olson and Anderson voted aye. No Commissioners present voted nay, the motion to adjourn, was declared carried.

Appendix 1:
Transcript of remarks from City Attorney, Katie Schmidt

Thank you, Commission President and Commissioners.

Since our meeting on Monday night, I've had an opportunity to review the RFQ, the proposals that were submitted in response to the RFQ, and additional information submitted by ETS following the meeting. I've also met with City staff to discuss the RFQ and reviewed correspondence between City staff and proposers that occurred before, during, and following the RFQ evaluation period.

From that review, I understand the following:

1. Prior to the issuance of the RFQ in February, there were existing relationships between the City and two of the proposers, including ETS, for the City's current access door and camera systems. City staff utilized quotes received from these companies to determine the budget request amount for the CIP and additionally informed the companies that the City later planned to issue a public request for the work.

2. The City issued the RFQ on February 2, 2026, with an original deadline for proposals to be submitted 3 weeks later on February 23. On February 19, City staff issued an addendum extending the deadline for submission for 2 additional weeks, making them due by March 2. City staff communicated the extended timeline to prospective proposers, including to ETS on February 18; City staff also posted the addendum on the City's website and published it in the paper. ETS submitted its proposal to the City on February 27, the Friday before the Monday, March 2, deadline.

3. During the time that the RFQ was open, City staff received and fielded various questions from prospective proposers and encouraged them to visit the City's facilities, which ETS and another prospective proposer did. If City staff missed responding to any questions from prospective proposers during this time, it does not appear to have been intentional or in bad faith.

4. In response to the RFQ, the City received 3 proposals. The RFQ set forth that the proposals would be considered on 7 qualifications: technical compliance and functionality; alignment with Genetec security center requirements; vendor experience and qualifications; implementation approach and timeline; cost-

5. effectiveness and pricing clarity; support and maintenance offerings; and scalability and long-term value. City staff met on March 10 to begin evaluating the proposals and found 1 of the proposals received to be non-responsive and did a thorough evaluation of the other 2 proposals based on the RFQ evaluation criteria, including telephoning both of those entities that day to ask for additional information during the evaluation, as authorized by the RFQ.

6. ETS has raised a concern about not knowing that cameras over the 4 MP threshold needed to be replaced. The RFQ, however, did not include a MP threshold for the cameras and was instead drafted more broadly and indicated that approximately 140 cameras across all of the City's locations would need replacement, leaving the specifics as to what the City needed for the system to the discretion of the proposers.

7. ETS additionally contends it would have submitted a lower price if it had known about a 4 MP threshold before submitting its proposal. City staff, however, asked ETS about its pricing for these items while it was still evaluating the proposals, and even if ETS's pricing for these items would have varied from its submitted proposal, the evaluation criteria were much broader than just pricing.

8. Overall, it appears that City staff very seriously considered ETS's proposal, as well as the other proposal, and ultimately recommended the other proposer based on the RFQ evaluation criteria.

I am available for any questions that you may have.

WEST FARGO CITY COMMISSION MEETING

BUILDING DEPARTMENT ACTIVITY REPORT

4/20/2026

	04/01/2026 Thru 04/16/2026			YEAR TO DATE		
	# PERMITS	# UNITS	VALUATION	# PERMITS	# UNITS	VALUATION
BUILDING NEW						
COMMERCIAL	1		$ 14,079,689.00	2		$ 19,621,139.00
RESIDENTIAL DWELLING	2	2	$ 574,400.00	4	4	$ 1,411,118.00
RESIDENTIAL TWINHOME						
RESIDENTIAL TOWNHOME						
RESIDENTIAL MULTIPLE						
PUBLIC						
CHURCH						
ACCESSORY	3		$ 40,653.00	16		$ 299,423.00
FOUNDATION ONLY	1		$ 915,000.00	1		$ 915,000.00
BUILDING REMODEL						
COMMERCIAL	5		$ 999,898.00	15		$ 2,419,000.00
RESIDENTIAL	7		$ 209,332.00	29		$ 1,247,750.00
PUBLIC				1		$ 15,000.00
CHURCH						
ACCESSORY						
BUILDING OTHER						
DEMOLITION						
MOVE						
PERMIT CANCELLATION						
TOTALS	19	2	$ 16,818,972.00	68	4	$ 25,928,430.00

WEST FARGO CITY COMMISION MEETING
Building Department Report - Summary

NO.	CONTRACTOR	ADDRESS	OWNER	VALUATION	PERMIT FOR
260168	Goldmark Property Management	1354 6 ST E	PRAIRIE PARK APARTMENTS LLP	$ 62,000.00	Remodel - Commercial - Replace Drywall, Insulation, & Fixtures After Fire
260169	Goldmark Property Management	3027 7 ST W	LAKE CREST PARTNERS LLP	$ 30,000.00	Remodel - Commercial - Repair Water Damage
260156	Remodeling by Foss, Inc.	1914 4 AVE NW	SANDON PROPERTIES LLP	$ 700,000.00	Remodel - Commercial - Remodel for New Donut Production Facility
260148	Breland Enterprises, Inc.	2146 11 ST W	LONNY GILBERTS	$ 3,284.00	Remodel - Residential - Install Waterguard & Vapor Barrier
260174	Three Forks Exteriors LLC	1225 1 ST	STERLING PARKWEST LLC	$ 103,948.00	Remodel - Commercial - Remove Brick Siding, Repair, & Install Smart Siding
260175	Three Forks Exteriors LLC	116 13 AVE E	STERLING PARKWEST LLC	$ 103,950.00	Remodel - Commercial - Remove Brick Siding, Repair, & Install Smart Siding
260183	Jordahl Custom Homes, Inc.	841 60 AVE W	JORDAHL CUSTOM HOMES, INC	$ 265,000.00	Residential Dwelling
260184	Thomsen Homes, LLC	1169 RACHEL DR W	THOMSEN HOMES, LLC	$ 309,400.00	Residential Dwelling
251039	KATHLEEN PRASHEK	106 1 AVE E	KATHLEEN PRASHEK	$ 5,000.00	Remodel - Residential - Replace Siding
260207	TERRY W & PEGGY A STEINMETZ, TOD	723 7 ST W	TERRY W & PEGGY A STEINMETZ,	$ 30,000.00	Remodel - Residential - New Siding & Windows
260134	Precision Concrete Cutters, Inc.	820 7 ST E	PAMELA SEVERSON	$ 5,000.00	Remodel - Residential - New Egress Window & Well
260182	Xpert Xteriors, LLC	1130 44 AVE W	TAYLOR PULCZINSKI	$ 11,758.00	Accessory - Deck
260170	Olaf Anderson Construction, Inc.	805 7 ST NE	THE NORDICK GROUP INC	$ 915,000.00	Foundation Only - Footing & Foundation for Commercial Rental Build
260208	Precision Lawn & Landscape, Inc.	1333 27 AVE W	RACHEL MBODJE	$ 16,895.00	Accessory - Deck
250958	Christianson Companies, Inc.	2255 RUSTAD LN E	EWR FARGO HQ, LLC	$ 14,079,689.00	Commercial - New Commercial - Build Shell
260203	Precision Concrete Cutters, Inc.	426 3 AVE E	MATHEW & LISA MONTPLAISIR	$ 5,000.00	Remodel - Residential - New Egress Window & Well
260211	Nordick Construction, Inc.	5442 LORI LN W	BRIDGET L & AARON P MCMINN, III	$ 12,000.00	Accessory - Deck
260216	Groundworks Minnesota, LLC	902 12 AVE W	GARY D & BEVERLY A NANTT	$ 12,048.00	Remodel - Residential - Install Drain Tile
260221	Vanterra Foundation Solutions, LLC	836 42 AVE W	THOMAS & JUDY ERICKSON	$ 149,000.00	Remodel - Residential - Foundation Repair

* ... Over spent expenditure

Claim/ Line #	Check	Vendor #/Name/ Invoice #/Inv Date/Description	Document $/ Line $	Disc $	PO #	Fund	Org	Acct	Object	Proj	Cash Account
131550		5591 ACEK9	630.00								
1	04/10/26	k9 watchdog subscription	630.00			1000		421000	497		101000
299157											
		Total for Vendor:	**630.00**								
131585	C	289 ACME TOOLS	319.20								
1	04/02/26	FD Milwaukee Battery Pack	185.42			2060		415200	432		101000
16029419											
2	04/02/26	FD Milwau Cobalt drill bit set	109.97			2060		415200	432		101000
16029419											
3	04/06/26	FD Gearwrenchs-Tools	71.80			2060		415200	432		101000
16045234											
4	03/18/26	CR for double payment	-47.99			2060		415200	500		101000
15948633-1											
131656	C	289 ACME TOOLS	2,444.44								
1	04/14/26	SHOP VAC/BATTERY/FILTER	328.98			1000		430000	432		101000
16092294											
2	04/14/26	VAC RETURN	-129.00			1000		430000	432		101000
16094181											
3	04/14/26	SHOP VAC	199.99			1000		430000	432		101000
16094191											
4	04/08/26	CUTTING SNIPS	14.90			6020		450000	432		101000
16060352											
5	04/08/26	MECHANIC VISE	369.99			6020		450000	432		101000
16059833											
6	04/06/26	CUTTING WHEELS	94.00			6020		450000	432		101000
16048571											
7	04/07/26	SPOTLIGHT	142.12			6025		450000	432		101000
16055265											
8	03/26/26	DEWALT BATTERIES	154.00			2210		428000	432		101000
15991088											
9	03/30/26	HARNESS	1,222.17			6025		450000	639		101000
16009988											
10	04/14/26	TAPE MEASURE/WIRE WHEEL	47.29			6025		450000	432		101000
16092099											
		Total for Vendor:	**2,763.64**								

* ... Over spent expenditure

Claim/ Line #	Check	Vendor #/Name/ Invoice #/Inv Date/Description	Document $/ Line $	Disc $	PO #	Fund	Org	Acct	Object	Proj	Cash Account
131735	C	5289 ADAMS INC.	570.00								
1	04/14/26	WIRE RACK DECK	570.00			1000		455000	802		101000
INV0000260455											
		Total for Vendor:	**570.00**								
131667	C	2947 ALLSTATE PETERBILT OF FARGO	204.86								
1	02/03/26	#7045 COOLANT RESEVOIR	192.98			4387		480000	427		101000
4004507917											
2	02/03/26	#7045 ACTUATOR GASKET	11.88			4387		480000	427		101000
4004507913											
3	03/16/26	#4021 DOOR STRAPS	279.00			6010		450200	427		101000
4004513746											
4	03/12/26	#4021 DOOR STRAPS	279.00			6010		450200	427		101000
4004513742											
5	03/20/26	#4021 DOOR STRAP RETURN	-558.00			6010		450200	427		101000
4004514936											
		Total for Vendor:	**204.86**								
131512	E	3490 AMAZON CAPITAL SERVICES	460.88								
1	04/07/26	Chair for Willy - Finance	199.49			1000		414100	641		101000
13YH-QTG9-G3LJ											
2	03/12/26	Address labels - Econ Dev	14.14			1000		414102	410		101000
1MGJ-WDGK-9N1V											
3	04/07/26	Office supplies - HR	37.52			1000		414103	410		101000
19WK-VPCW-97DM											
4	03/16/26	Label tape - IT	59.47			1000		414104	497		101000
1CKW-J4V7-HDRD											
5	04/16/26	Office chair cushion - UB	35.27			1000		414100	410		101000
13XG-9MMT-D1MX											
6	04/08/26	Keyboard - Finance	114.99			1000		414100	641		101000
1G1Q-TRMT-FVX7											
131522	E	3490 AMAZON CAPITAL SERVICES	297.86								
1	04/03/26	2 tv mounts for training room	297.86			1000		421000	497		101000
171H-CG4V-37QV											

* ... Over spent expenditure

Claim/ Line #	Check	Invoice	Vendor #/Name/ #/Inv Date/Description	Document $/ Line $	Disc $	PO #	Fund	Org	Acct	Object	Proj	Cash Account
131578	E		3490 AMAZON CAPITAL SERVICES	505.03								
1	04/07/26		RETURN	-30.58			1000		450000	410		101000
1T61137W11XV												
2	04/06/26		OFFICE SUPPLIES	84.18			6020		450000	410		101000
1PCYJV3K7RJL												
3	04/06/26		OFFICE SUPPLIES	7.64			6020		450000	410		101000
1PCCFVCTTYQR												
4	03/30/26		J DOCKTER PANTS	164.97			1000		455000	422		101000
1QDW9W7WM4WC												
5	04/02/26		J ZACHER PANTS	188.85			1000		430001	422		101000
1RQVLC1TH6H1												
6	04/02/26		J FREEMAN SHIRTS	89.97			6025		450000	422		101000
14N34J661QMP												
131586	E		3490 AMAZON CAPITAL SERVICES	582.31								
1	03/04/26		FD Vibrating sound pads	9.99			2060		415200	500		101000
1KGV-7JPX-GTKC												
2	04/03/26		FD D Sapp Boots	159.95			2060		415200	422		101000
1J1V-GT6T-JNC4												
3	04/06/26		FD Furniture polish	24.99			2060		415200	500		101000
19JY-GVDT-WTLC												
4	04/06/26		FD Office Supplies	154.39			2060		415200	410		101000
19JY-GVDT-WTLC												
5	04/09/26		EM EOC Stand for TV	232.99			2060		415200	641		101000
19NM-HQ4L-9GRF												
131612	E		3490 AMAZON CAPITAL SERVICES	539.22								
1	04/04/26		ERGO KEYBOARD,MOUSE;HEADPHONES	509.23			7000		411600	497		101000
163X-QJDJ-VHLP												
2	04/04/26		ERGO COMPUTER STAND	29.99			7000		411600	410		101000
163X-QJDJ-VHLP												
131635	E		3490 AMAZON CAPITAL SERVICES	1,736.53								
1	04/08/26		STOCK MOWER PARTS	653.72			1000		430001	427		101000
1G9PPDYV9YC9												
2	04/07/26		STOCK MOWER PARTS	168.42			1000		430001	427		101000
14RCJ43XC31M												

* ... Over spent expenditure

Claim/ Line #	Check	Vendor #/Name/ Invoice #/Inv Date/Description	Document $/ Line $	Disc $	PO #	Fund	Org	Acct	Object	Proj	Cash Account
3	04/02/26	CLEAN UP WEEK	79.30			6010		450200	912		101000
13JK7P1KCRMM											
4	02/20/26	SWEATSHIRTS	129.17			6010		450200	422		101000
16YVJP3W3Y77											
5	04/09/26	RAINGEAR STOCK - ST	176.48			1000		430000	639		101000
14GLY6V4DVN3											
6	04/09/26	RAINGEAR STOCK - SW	176.48			6025		450000	639		101000
14GLY6V4DVN3											
7	04/09/26	RAINGEAR STOCK - WA	176.48			6020		450000	639		101000
14GLY6V4DVN3											
8	04/09/26	RAINGEAR STOCK - SA	176.48			6010		450200	639		101000
14GLY6V4DVN3											
131641	E	3490 AMAZON CAPITAL SERVICES	19.98								
1	03/13/26	ROLLER TRACK	19.98			1000		430001	870		101000
1TDHV34YCPGH											
131692	E	3490 AMAZON CAPITAL SERVICES	164.97								
1	04/13/26	J AMBLE PANTS	164.97			6010		450200	422		101000
1W9YDQ3QDVXG											
131760	E	3490 AMAZON CAPITAL SERVICES	137.96								
1	04/13/26	evidence envelopes	70.47			1000		421000	365		101000
1VQM-D6PD-QFNP											
2	04/16/26	holosun adapter	67.49			1000		421000	987		101000
1NH6-69N7-KD41											
		Total for Vendor:	**4,444.74**								
131747	C	317 AMERICAN WELDING & GAS, INC.	110.90								
1	04/08/26	O2	51.45			1000		455000	433		101000
0011598219											
2	04/09/26	ARGON/CO2	59.45			1000		455000	433		101000
0011600430											
		Total for Vendor:	**110.90**								

* ... Over spent expenditure

Claim/ Line #	Check	Vendor #/Name/ Invoice #/Inv Date/Description	Document $/ Line $	Disc $	PO #	Fund	Org	Acct	Object	Proj	Cash Account
131666		2375 APEX ENGINEERING GROUP, INC.	4,999.00								
1	03/31/26	PRETREATMENT PROGRAM	4,999.00			6025		450000	418		101000
23605											
		Total for Vendor:	**4,999.00**								
131542	C	5449 ASSUREHIRE	1,738.45								
Background Checks / Drug Screens / Credit Checks for New Hires											
1	135550 04/01/26	Background/Drug Screens	558.70			1000		414103	399		101000
135550											
2	135550 04/01/26	Background/Drug Screens - Park	1,179.75			8000		453000	110		101000
135550											
		Total for Vendor:	**1,738.45**								
131734	-93755E	4672 ASURE PAYROLL TAX MANAGEMENT	278,399.67								
04/17/2026 Payroll											
1	04/17/26	Social Security	129,616.80			1000		212501			101000
2	04/17/26	Medicare	30,313.66			1000		212502			101000
3	04/17/26	Federal Income Tax	108,138.21			1000		212503			101000
4	04/17/26	ND State Tax	5,400.00			1000		212504			101000
5	04/17/26	MN State Tax	4,931.00			1000		212505			101000
131758	-93754E	4672 ASURE PAYROLL TAX MANAGEMENT	22,485.04								
04/17/2026 Payroll - Parks											
1	04/17/26	Social Security - Parks	11,906.38			8000		453000	110		101000
2	04/17/26	Medicare - Parks	2,784.36			8000		453000	110		101000
3	04/17/26	Federal Income Tax - Parks	7,014.30			8000		453000	110		101000
4	04/17/26	ND State Tax - Parks	320.00			8000		453000	110		101000
5	04/17/26	MN State Tax - Parks	460.00			8000		453000	110		101000
		Total for Vendor:	**300,884.71**								
131576	C	2931 AUTO VALUE PARTS STORES	132.79								
1	04/07/26	FILTERS	6.70			1000		430000	427		101000
99392710											
2	04/07/26	FILTERS	11.55			1000		421000	427		101000
99392706											
3	04/08/26	PERMATEX LIQUID	11.99			6010		450200	427		101000
99393042											

* ... Over spent expenditure

Claim/ Line #	Check	Vendor #/Name/ Invoice #/Inv Date/Description	Document $/ Line $	Disc $	PO #	Fund	Org	Acct	Object	Proj	Cash Account
4	04/07/26	FILTERS	16.96			1000		430001	427		101000
99392712											
5	04/07/26	FILTERS	3.35			6020		450000	427		101000
99392709											
6	04/07/26	FILTERS	3.35			1000		421000	427		101000
99392708											
7	04/07/26	FILTERS	10.05			1000		455000	427		101000
99392711											
8	03/17/26	FILTERS	68.84			6020		450000	427		101000
99389208											
131587	C	2931 AUTO VALUE PARTS STORES	999.50								
1	04/07/26	FD ST75 FLOOR DRY 25 BAGS	499.75			2060		415200	641		101000
99392729											
2	04/07/26	FD ST76 FLOOR DRY 25 BAGS	499.75			2060		415200	641		101000
99392730											
131637	C	2931 AUTO VALUE PARTS STORES	182.66								
1	03/31/26	CATA CLEAN - SW	26.99			6025		450000	427		101000
99391596											
2	03/31/26	CATA CLEAN - PD	26.99			1000		421000	427		101000
99391596											
3	04/14/26	POLE PLASTIC CONNECT	25.98			1000		430000	427		101000
99393894											
4	04/15/26	#5501 DOCUMENT HOLDER	9.29			1000		430001	870		101000
99394226											
5	04/14/26	FILTERS	3.35			6020		450000	427		101000
99393863											
6	04/14/26	FILTERS	3.35			6025		450000	427		101000
99393865											
7	04/14/26	FILTERS	3.35			1000		430000	427		101000
99393864											
8	04/14/26	FILTERS	10.55			1000		421000	427		101000
99393861											
9	04/13/26	71G	8.98			1000		430000	427		101000
99393699											
10	04/15/23	BATTERY	22.99			1000		430000	427		101000
99364271											

* ... Over spent expenditure

Claim/ Line #	Check	Vendor #/Name/ Invoice #/Inv Date/Description	Document $/ Line $	Disc $	PO #	Fund	Org	Acct	Object	Proj	Cash Account
11 99393895	04/14/26	WIRE	23.88			1000		430000	427		101000
12 99392405	04/03/26	FILTERS	16.96			1000		430001	427		101000
		Total for Vendor:	**1,314.95**								
131521		5733 BAILEY TRAINING & CONSULTING LLC Adam Sufficool Robert Mueller	378.00								
1 26-03-02	04/06/26	leadership training for 2	378.00			1000		421000	340		101000
		Total for Vendor:	**378.00**								
131701		5477 BAKER SNOW & ICE MANAGEMENT	1,500.00								
1 101	04/09/26	MARCH SNOW REMOVAL - THE LIGHT	750.00			1000		430000	381		101000
2 102	04/09/26	APRIL SNOW REMOVAL - THE LIGHT	750.00			1000		430000	381		101000
		Total for Vendor:	**1,500.00**								
131525	C	3149 BEE SEEN GEAR	2,133.77								
1 75188	03/24/26	equip for haskell	102.00			1000		421000	422		101000
2 75319	03/31/26	belt for tulius	154.03			1000		421000	422		101000
3 75057	03/19/26	uniforms for t. johnson	427.95			1000		421000	422		101000
4 75015	03/17/26	uniforms equip for mewes	405.96			1000		421000	422		101000
5 74663	03/03/26	uniforms equip for hill	551.89			1000		421000	422		101000
6 75030	03/17/26	uniforms equip for ackerman	491.94			1000		421000	422		101000

* ... Over spent expenditure

Claim/ Line #	Check	Vendor #/Name/ Invoice #/Inv Date/Description	Document $/ Line $	Disc $	PO #	Fund	Org	Acct	Object	Proj	Cash Account
131526	C	3149 BEE SEEN GEAR	4,333.34								
1	03/23/26	uniforms for saari	352.97			1000		421000	422		101000
74905											
2	03/19/26	jackets for a. stewart	229.76			1000		421000	422		101000
74732											
3	03/20/26	shirt for carlson	145.00			1000		421000	422		101000
75113											
4	03/20/26	ss shirts for carlson	78.99			1000		421000	422		101000
75112											
5	03/24/26	KORE belt for dixon	94.04			1000		421000	422		101000
75186											
6	03/13/26	uniforms for faltersack	454.69			1000		421000	422		101000
74963											
7	03/16/26	uniforms for faltersack	232.98			1000		421000	422		101000
74992											
8	03/13/26	pants/cap for braun	200.97			1000		421000	422		101000
74961											
9	02/24/26	uniforms/belt for williams	471.94			1000		421000	422		101000
74598											
10	03/11/26	uniforms for halverson	533.86			1000		421000	422		101000
74871											
11	03/11/26	belt/uniforms for denis	479.91			1000		421000	422		101000
74911											
12	03/11/26	KORE belt for kemmer	159.95			1000		421000	422		101000
74834											
13	03/11/26	KORE belt for koropatnicki	159.95			1000		421000	422		101000
74835											
14	03/19/26	cuffs for voneschen	134.40			1000		421000	422		101000
95056											
15	03/11/26	KORE belt for henry	159.95			1000		421000	422		101000
74803											
16	03/16/26	uniforms for posterick	443.98			1000		421000	422		101000
74995											

* ... Over spent expenditure

Claim/ Line #	Check	Vendor #/Name/ Invoice #/Inv Date/Description	Document $/ Line $	Disc $	PO #	Fund	Org	Acct	Object	Proj	Cash Account
131537	C	3149 BEE SEEN GEAR	69.99								
1	03/31/26	gloves for heyerman	69.99			1000		421000	422		101000
75297											
131618	C	3149 BEE SEEN GEAR	741.15								
1	03/25/26	uniforms for k johnson	227.97			1000		421000	422		101000
75213											
2	03/31/26	uniforms/equip for adel	513.18			1000		421000	422		101000
75298											
		Total for Vendor:	**7,278.25**								
131508		5732 BNSF RAILWAY COMPANY	44,845.00								
1	04/07/26	Project 2293 - Easements	44,845.00			4187		480000	670		101000
File #BF-20585260											
		Total for Vendor:	**44,845.00**								
131770	C	3489 BOLTON & MENK, INC	750.00								
1	0386311 01/30/26	Project 2294	750.00			4223		480000	418		101000
0386311											
		Total for Vendor:	**750.00**								
131687	C	26 BORDER STATES INDUSTRIES INC	1,176.95								
1	932263835 04/10/26	Project 1351	1,176.95			4221		480000	670		101000
932263835											
		Total for Vendor:	**1,176.95**								
131626		3512 BOUND TREE MEDICAL, LLC	3,765.91								
1	03/30/26	FD Medical Supplies	306.13			2060		415200	500		101000
86152425											
2	04/01/26	FD Capnography Kit	1,463.88			2060		415200	500		101000
86156160											
3	04/09/26	FD Medical Supplies	1,995.90			2060		415200	500		101000
86166181											
		Total for Vendor:	**3,765.91**								

* ... Over spent expenditure

Claim/ Line #	Check	Vendor #/Name/ Invoice #/Inv Date/Description	Document $/ Line $	Disc $	PO #	Fund	Org	Acct	Object	Proj	Cash Account
131606		5636 BREE SCHMIDT	1,463.76								
1	03/31/26	PLA TRAVEL REIMBURSEMENT	1,463.76			7000		411600	340		101000
HOTEL;MILEAGE;MEALS											
		Total for Vendor:	**1,463.76**								
131732	C	652 BRENCO CORPORATION	140.39								
1	04/09/26	FOAMER	140.39			6025		450000	420		101000
0184284-IN											
		Total for Vendor:	**140.39**								
131671	C	5403 BRITE-WAY WINDOW CLEANING	1,195.00								
1	607014 04/11/26	CH Window Cleaning	1,195.00			1001		415000	420		101000
607014											
131694	C	5403 BRITE-WAY WINDOW CLEANING	1,195.00								
1	01/31/26	CH WINDOW CLEAINING	1,195.00			1001		415000	420		101000
604376											
		Total for Vendor:	**2,390.00**								
131579		3892 BURGGRAF'S ACE FARGO WEST #17458	135.96								
1	04/13/26	PICK UP TOOLS	135.96			1000		430001	358		101000
4899											
131657		3892 BURGGRAF'S ACE FARGO WEST #17458	9.99								
1	04/14/26	DUCT TAPE	9.99			6025		450000	433		101000
4902											
131738		3892 BURGGRAF'S ACE FARGO WEST #17458	8.99								
1	04/06/26	TRUFUEL	8.99			6020		450000	433		101000
4881											
		Total for Vendor:	**154.94**								
131614	C	351 BUSINESS ESSENTIALS	17.17								
1	04/01/26	FILE FOLDERS	17.17			7000		411600	410		101000
WO-1387204-1											
		Total for Vendor:	**17.17**								

* ... Over spent expenditure

Claim/ Line #	Check	Vendor #/Name/ Invoice #/Inv Date/Description	Document $/ Line $	Disc $	PO #	Fund	Org	Acct	Object	Proj	Cash Account
131558	E	51 CASS COUNTY ELECTRIC COOP	553.85								
1	04/06/26	Airport 02/28/26-03/31/26	553.85			7050		500000	420		101000
428342 04/26											
131562	E	51 CASS COUNTY ELECTRIC COOP	6,307.23								
1	04/09/26	New City Hall (WEX Building)	6,307.23			1001		415000	527		101000
1190696 04/26											
131588	E	51 CASS COUNTY ELECTRIC COOP	2,349.42								
1	04/06/26	FD ST 75 March Utilities	2,349.42			2060		415200	527		101000
1090222-march											
131615	E	51 CASS COUNTY ELECTRIC COOP	51,173.16								
1	04/09/26	THE LIGHTS CITY METER	448.72			2310		452120	527		101000
1168004											
2	04/09/26	THE LIGHTS PARKING RAMP	2,830.14			2310		452120	527		101000
1168003											
3	04/09/26	THE LIGHTS STAGE & COURTYARD	4,241.30			2310		452120	527		101000
1163206											
4	04/09/26	LIFT STATIONS/WATER TOWERS	22,835.89			6025		450000	527		101000
1156426											
5	04/09/26	INERT LANDFILL	182.11			6010		450200	527		101000
1156426											
6	04/09/26	TRANSFER STATION	340.89			6010		450200	527		101000
1156424											
7	04/09/26	STREET LIGHT FEED POINTS	20,294.11			1000		430002	527		101000
1156424											
		Total for Vendor:	**60,383.66**								
131631		1618 CASS COUNTY ELECTRIC COOP INC	84,153.00								
1	46606 04/13/26	Imp Dist 2265	84,153.00			4793		480000	418		101000
46606											
		Total for Vendor:	**84,153.00**								

* ... Over spent expenditure

Claim/ Line #	Check	Vendor #/Name/ Invoice #/Inv Date/Description	Document $/ Line $	Disc $	PO #	Fund	Org	Acct	Object	Proj	Cash Account
131555		1355 CASS COUNTY GOVERNMENT	7,931.72								
1		INV012759 04/01/26 RRRDC Building Project	7,931.72			4057		415000	750		101000
INV012759											
		Total for Vendor:	**7,931.72**								
131684	C	2909 CC STEEL LLC	6,480.00								
1		Pay App 1 04/03/26 Project 1351	6,480.00			4221		480000	670		101000
Pay App 1											
		Total for Vendor:	**6,480.00**								
131528	C	1512 CDW GOVERNMENT, INC	1,245.92								
1		04/03/26 april 2026 - call cabinet	1,245.92			1000		421000	497		101000
AI7TU2W											
		Total for Vendor:	**1,245.92**								
131530	E	1777 CENTURY LINK	215.28								
1		04/01/26 april 2026 - police sirens	215.28			1000		421000	356		101000
131559	E	1777 CENTURY LINK	80.86								
1		Apr 26 04/07/26 WF Airport	80.86			7050		500000	356		101000
333942770 04.26											
		Total for Vendor:	**296.14**								
131742		3216 CINTAS	229.58								
1		04/03/26 RUG SERVICE	207.55			1000		455000	420		101000
4264828675											
2		02/06/26 ACCT ADJUSTMENT	22.03			1000		455000	420		101000
4258806708											
		Total for Vendor:	**229.58**								
131574		111 CITY OF FARGO	38,114.87								
1		498427 03/17/26 Paratransit Rides - Feb 2026	38,114.87			1000		415000	376		101000
498427											
		Total for Vendor:	**38,114.87**								

* ... Over spent expenditure

Claim/ Line #	Check	Vendor #/Name/ Invoice #/Inv Date/Description	Document $/ Line $	Disc $	PO #	Fund	Org	Acct	Object	Proj	Cash Account
131599		2880 CITY OF FARGO	698,319.79								
1	04/06/26	1 32ND AVE S (WATER)	120,898.10			6020	450000		345		101000
600014321											
2	04/06/26	1 MAIN AVE (WATER)	123,868.50			6020	450000		345		101000
600021281											
3	04/06/26	5635 14TH AVE N (WATER)	29.60			6020	450000		345		101000
600021501											
4	04/06/26	1 GSR (WATER)	103,451.70			6020	450000		345		101000
992003406											
5	04/06/26	2220 57TH ST N (SEWER)	350,071.89			6025	450000		347		101000
600024641											
		Total for Vendor:	**698,319.79**								
131638		111 CITY OF FARGO	53,591.33								
1	04/08/26	LANDFILL FEES	25,818.27			6010	450200		355		101000
499643											
2	04/01/26	LANDFILL FEES	27,773.06			6010	450200		355		101000
499378											
131736		111 CITY OF FARGO	560.00								
1	04/01/26	WATER TESTING	560.00			6020	450000		335		101000
499379											
131774		111 CITY OF FARGO	35,814.84								
1	499676	04/14/26 Paratransit Rides - Mar 2026	35,814.84			1000	415000		376		101000
499676											
131775		111 CITY OF FARGO	9,747.26								
1	497195	02/24/26 Paratransit Rides - Jan 2026	9,747.26			1000	415000		376		101000
497195											
		Total for Vendor:	**99,713.43**								
131572		1338 CLARK'S EXCAVATING & SEPTIC	325.00								
1	4526	04/10/26 Pump Holding Tank - Airport	325.00			7050	500000		420		101000
4526											
		Total for Vendor:	**325.00**								

* ... Over spent expenditure

Claim/ Line #	Check	Vendor #/Name/ Invoice #/Inv Date/Description	Document $/ Line $	Disc $	PO #	Fund	Org	Acct	Object	Proj	Cash Account
131723	C	133 COLE PAPERS INC	270.17								
1	04/07/26	PAPER PRODUCTS - PW	24.37			6020		450000	500		101000
10705006											
2	04/07/26	PAPER PRODUCTS - PW	245.80			6020		450000	500		101000
		Total for Vendor:	**270.17**								
131561	E	229 CONSOLIDATED COMMUNICATIONS	9,707.76								
1	Feb 2026	02/01/26 701-433-5400/0 Phones	499.78			1000		415000	497		101000
Feb 2026											
2	Feb 2026	02/01/26 701-150-1128/0 Phones	2,962.97			1000		415000	497		101000
Feb 2026											
3	Mar 2026	03/01/26 701-433-5400/0 Phones	499.78			1000		415000	497		101000
Mar 2026											
4	Mar 2026	03/01/26 701-150-1128/0 Phones	2,707.54			1000		415000	497		101000
Mar 2026											
5	Apr 2026	04/01/26 701-433-5400/0 Phones	510.99			1000		415000	497		101000
Apr 2026											
6	Apr 2026	04/01/26 701-150-1128/0 Phones	2,526.70			1000		415000	497		101000
Apr 2026											
		Total for Vendor:	**9,707.76**								
131711		3245 CORE & MAIN	1,164.11								
1	04/03/26	CURB STOPS	835.07			6020		450000	438		101000
14349											
2	04/02/25	COUPLINGS	52.74			6020		450000	438		101000
14235											
3	04/02/26	CURB BOX LIDS	276.30			6020		450000	438		101000
30817											
		Total for Vendor:	**1,164.11**								
131616		5341 COUNTRY INN & SUITES BY RADISSON	220.00								
WATER TESTING - BISMARCK, ND											
1	04/09/26	D MISHESKI LODGING	110.00			6025		450000	340		101000
1035208195											
2	04/09/26	L MOSSEAU LODGING	110.00			6025		450000	340		101000
1035208196											

* ... Over spent expenditure

Claim/ Line #	Check	Vendor #/Name/ Invoice #/Inv Date/Description	Document $/ Line $	Disc $	PO #	Fund	Org	Acct	Object	Proj	Cash Account
131737		5341 COUNTRY INN & SUITES BY RADISSON	220.00								
1	04/09/26	R OLSON LODGING 1035208193	110.00			6020		450000	340		101000
2	04/09/26	J NOVACECK LODGING 1035208194	110.00			6020		450000	340		101000
		Total for Vendor:	**440.00**								
131733	C	65 CURT'S LOCK & KEY	37.15								
1	04/10/26	DUPLICATE KEYS 1-78574	37.15			6025		450000	420		101000
		Total for Vendor:	**37.15**								
131647	C	662 CUSTOM GRAPHICS, INC	161.20								
1	04/02/26	VEH NUMBERS - WA 603561	53.73			6020		450000	433		101000
2	04/02/26	VEH NUMBERS - SA 603561	53.73			6010		450200	433		101000
3	04/02/26	VEH NUMBERS - ST 603561	53.74			1000		430000	433		101000
		Total for Vendor:	**161.20**								
131690		5734 CUSTOM PLASTICS LLC	140.00								
1	04/08/26	ACRYLIC SHEETS 10164	140.00			6020		450000	448		101000
		Total for Vendor:	**140.00**								
131673	C	4059 DAKOTA FENCE	392.70								
1	04/16/26	misc repairs - fence 175063	392.70			1000		421000	427		101000
		Total for Vendor:	**392.70**								
131589	C	1675 DAKOTA FLUID POWER, INC	251.49								
1	03/31/26	FD T-76 HOSE REPAIR 7447180	86.58			2060		415200	427		101000
2	03/31/26	FD EQ SVCS. PLUG KIT 7447180	164.91			2060		415200	500		101000

* ... Over spent expenditure

Claim/ Line #	Check	Vendor #/Name/ Invoice #/Inv Date/Description	Document $/ Line $	Disc $	PO #	Fund	Org	Acct	Object	Proj	Cash Account
131644	C	1675 DAKOTA FLUID POWER, INC	159.42								
1	04/01/26	STOCK HARDWARE	159.42			6020	450000		427		101000
7448095											
		Total for Vendor:	**410.91**								
131703	C	624 DAKOTA SUPPLY GROUP	1,206.76								
1	04/08/26	LUG MCH 1C CUAL	24.24			6025	450000		825		101000
S105579068.001											
2	04/07/26	PWR BAR INS	167.07			1000	430002		392		101000
S105574299.001											
3	04/08/26	W RPT GFI/SIDE WIRE	73.41			1000	455000		420		101000
S105577919.001											
4	04/01/26	MA MODULE	942.04			6025	450000		826		101000
S105429938.001											
		Total for Vendor:	**1,206.76**								
131590	C	87 DAKOTA TIRE	68.14								
1	04/03/26	FD EM Vehicle-oil change	68.14			2060	415200		427		101000
963877											
		Total for Vendor:	**68.14**								
131628	C	2948 DELTA 54 AVIATION LLC	4,320.43								
1	Apr 2026	04/07/26 Airport Management Fees	3,914.00			7050	500000		428		101000
Apr 2026											
2	Apr 2026	04/07/26 Padlock for gas pump	19.43			7050	500000		420		101000
Apr 2026											
3	Apr 2026	04/07/26 Tools/supplies for snow blad	387.00			7050	500000		426		101000
Apr 2026											
		Total for Vendor:	**4,320.43**								
131704	C	2225 DTN, LLC	528.08								
1	04/01/26	WEATHER BILLING	528.08			1000	450000		497		101000
210-00290039											
		Total for Vendor:	**528.08**								

* ... Over spent expenditure

Claim/ Line #	Check	Vendor #/Name/ Invoice #/Inv Date/Description	Document $/ Line $	Disc $	PO #	Fund	Org	Acct	Object	Proj	Cash Account
131610		3207 ELLEN ROSSOW	229.00								
1	04/06/26	PLA TRAVEL REIMBURSEMENT	229.00			7000		411600	340		101000
MEALS											
		Total for Vendor:	**229.00**								
131520	C	3410 ENGRAPHIX	15.00								
1	04/07/26	name plate	15.00			1000		421000	422		101000
A6689											
		Total for Vendor:	**15.00**								
131535		2862 ESSENTIA HEALTH - FARGO	221.00								
Random drug screens											
1	03/27/26	C Husler - Sanitation	91.00			6010		450200	387		101000
890000526.03.2026											
2	03/27/26	J Benedict - Forestry	70.00			2210		428000	387		101000
890000526.03.2026											
3	03/27/26	B Woodrow - Street	60.00			1000		430000	387		101000
890000526.03.2026											
131676		2862 ESSENTIA HEALTH - FARGO	356.00								
1	04/16/26	annual physical	356.00			1000		421000	996		101000
890002547.04.2026											
		Total for Vendor:	**577.00**								
131583	C	660 FARGO FREIGHTLINER	43.99								
1	04/08/26	LATCH HOOD	43.99			6010		450200	427		101000
X101209618											
		Total for Vendor:	**43.99**								
131753		979 FARGO LINE-X	3,520.00								
1	04/15/26	#2026 LINEX/FLAPS/LINERS	1,375.00			6020		450000	610		101000
33508											
2	04/15/26	#7604 LINEX/FLAPS/LINERS/STEPS	2,145.00			6025		450000	610		101000
33511											
		Total for Vendor:	**3,520.00**								

* ... Over spent expenditure

Claim/ Line #	Check	Vendor #/Name/ Invoice #/Inv Date/Description	Document $/ Line $	Disc $	PO #	Fund	Org	Acct	Object	Proj	Cash Account
131523		151 FEDERAL EXPRESS	46.49								
1	04/08/26	ND lab packages	46.49			1000		421000	661		101000
6988-4233-4											
131674		151 FEDERAL EXPRESS	12.27								
1	04/15/26	ND lab pkg	12.27			1000		421000	661		101000
9-257-13179											
		Total for Vendor:	**58.76**								
131650	C	5588 FLEET CHARGE	339.24								
1	04/02/26	#2006 CLAMP/PIPE	339.24			6020		450000	427		101000
X202261222:01											
		Total for Vendor:	**339.24**								
131709		2637 FORCE AMERICA INC	20.00								
1	03/31/26	DATA PLAN	20.00			1000		430000	497		101000
IN200-2012194											
		Total for Vendor:	**20.00**								
131543	C	5427 FORTE	840.00								
1	89148249	04/02/26 Streaming deck - Comm Chambe	840.00			1000		414104	497		101000
89148249											
		Total for Vendor:	**840.00**								
131772		5735 FRENCH LAKE AUTO PARTS	365.00								
1	04/06/26	DECKLID TAILGATE	365.00			4387		480000	427		101000
440940											
		Total for Vendor:	**365.00**								
131516	C	155 GALLS, LLC	1,117.50								
1	04/02/26	new officer badges	1,117.50			1000		421000	422		101000
034628985											
		Total for Vendor:	**1,117.50**								

* ... Over spent expenditure

Claim/ Line #	Check	Vendor #/Name/ Invoice #/Inv Date/Description	Document $/ Line $	Disc $	PO #	Fund	Org	Acct	Object	Proj	Cash Account
131654	C	1579 GLENN'S BODY REPAIR INC	6,577.09								
1	03/30/26	#4100 BODY REPAIR	6,577.09			6010		450200	322		101000
61464											
		Total for Vendor:	**6,577.09**								
131653	C	556 GRAINGER, INC.	10.42								
1	04/10/26	#4700 SWITCH	10.42			6010		450200	427		101000
9875068885											
131695	C	556 GRAINGER, INC.	66.00								
1	04/08/26	DUMPSTER REPAIR	66.00			6010		450200	914		101000
9872089850											
		Total for Vendor:	**76.42**								
131592	C	3534 GRAND FORKS FIRE EQUIPMENT LLC	1,362.13								
1	04/09/26	FD (4) SCBA Facepieces	1,362.13			2060		415200	641		101000
46179											
		Total for Vendor:	**1,362.13**								
131625	C	3535 GREAT PLAINS FIRE	63,645.76								
2026 Budget Item. 15 Sets of FF Gear											
1	03/30/26	FD 15 Sets FF Gear	63,645.76			2060		415200	641		101000
9440											
		Total for Vendor:	**63,645.76**								
131539		2713 HAMPTON INN & SUITES	1,100.00								
1	03/29/26	LETC lodging - salter	550.00			1000		421000	497		101000
93748296											
2	04/05/26	LETC lodging - salter	550.00			1000		421000	497		101000
95854408											
		Total for Vendor:	**1,100.00**								
131664	C	135 HAWKINS INC	14,871.40								
1	04/07/26	AQUAHAWK	5,551.70			6025		450000	423		101000
7383034											
2	04/01/26	AQUAHAWK	5,557.80			6025		450000	423		101000
7379235											

* ... Over spent expenditure

Claim/ Line #	Check	Vendor #/Name/ Invoice #/Inv Date/Description	Document $/ Line $	Disc $	PO #	Fund	Org	Acct	Object	Proj	Cash Account
3	04/09/49	AQUAHAWK	3,761.90			6025		450000	423		101000
7386018											
		Total for Vendor:	**14,871.40**								
131722	C	180 HAZER'S AUTO WRECKING	1,813.00								
1	04/03/26	APPLIANCE DISPOSAL	888.00			6010		450200	357		101000
4279											
2	03/09/26	APPLIANCE DISPOSAL	925.00			6010		450200	357		101000
4219											
		Total for Vendor:	**1,813.00**								
131529	C	2102 IACP	1,445.00								
1	04/08/26	IACP conf reg - nielsen	500.00			1000		421000	340		101000
ICP261:4003											
2	04/08/26	IACP conf reg - anderson	500.00			1000		421000	340		101000
ICP261:4008											
3	04/08/26	IACP conf reg - runcorn	445.00			1000		421000	340		101000
ICP261:4556											
		Total for Vendor:	**1,445.00**								
131686	C	2942 ICS, INC.	205,320.94								
1	Pay App 3	03/25/26 Project 1351	205,320.94			4221		480000	670		101000
Pay App 3											
		Total for Vendor:	**205,320.94**								
131544	C	687 INFORMATION TECHNOLOGY DEPT	2,165.00								
1	03/31/26	Mar 2026 WAN/Fiber/VPN	2,165.00			1000		414104	497		101000
DP032026.849.3											
		Total for Vendor:	**2,165.00**								
131731	C	4592 INGRAM LIBRARY SERVICES	4,870.05								
1	03/04/26	BOOKS	22.77			7000		411600	662		101000
94948339											
2	03/10/26	BOOKS	13.37			7000		411600	662		101000
95073168											
3	03/10/26	BOOKS	30.22			7000		411600	662		101000
95073169											

* ... Over spent expenditure

Claim/ Line #	Check	Invoice	Vendor #/Name/ #/Inv Date/Description	Document $/ Line $	Disc $	PO #	Fund	Org	Acct	Object	Proj	Cash Account
4	03/10/26	BOOKS		38.06			7000		411600	662		101000
95073170												
5	03/10/26	BOOKS		65.15			7000		411600	662		101000
95073171												
6	03/10/26	BOOKS		69.99			7000		411600	662		101000
95073172												
7	03/10/26	BOOKS		17.80			7000		411600	662		101000
95073173												
8	03/10/26	BOOKS		31.73			7000		411600	662		101000
95073174												
9	03/10/26	BOOKS		33.10			7000		411600	662		101000
95073175												
10	03/10/26	BOOKS		22.77			7000		411600	662		101000
95073176												
11	03/26/26	BOOKS		13.50			7000		411600	662		101000
95466869												
12	03/26/26	BOOKS		19.94			7000		411600	662		101000
95466870												
13	03/26/26	BOOKS		23.18			7000		411600	662		101000
95466871												
14	03/26/26	BOOKS		18.69			7000		411600	662		101000
95466872												
15	03/26/26	BOOKS		12.69			7000		411600	662		101000
95466873												
16	03/26/26	BOOKS		13.86			7000		411600	662		101000
95466874												
17	03/26/26	BOOKS		48.34			7000		411600	662		101000
95466875												
18	03/26/26	BOOKS		193.59			7000		411600	662		101000
95466876												
19	03/26/26	BOOKS		21.66			7000		411600	662		101000
95466877												
20	03/26/26	BOOKS		369.82			7000		411600	662		101000
95481342												
21	03/27/26	BOOKS		37.12			7000		411600	662		101000
95494757												
22	03/27/26	BOOKS		14.87			7000		411600	662		101000
95494758												

* ... Over spent expenditure

Claim/ Line #	Check	Invoice	Vendor #/Name/ #/Inv Date/Description	Document $/ Line $	Disc $	PO #	Fund	Org	Acct	Object	Proj	Cash Account
23	03/27/26	BOOKS		13.41			7000		411600	662		101000
95494759												
24	03/27/26	BOOKS		21.82			7000		411600	662		101000
95494760												
25	03/27/26	BOOKS		13.54			7000		411600	662		101000
95494761												
26	03/30/26	BOOKS		14.10			7000		411600	662		101000
95528542												
27	03/30/26	BOOKS		55.89			7000		411600	662		101000
95528543												
28	03/30/26	BOOKS		13.27			7000		411600	662		101000
95528544												
29	03/30/26	BOOKS		528.01			7000		411600	662		101000
95528545												
30	03/31/26	BOOKS		20.06			7000		411600	662		101000
95565644												
31	03/31/26	BOOKS		13.46			7000		411600	662		101000
95565645												
32	03/31/26	BOOKS		21.29			7000		411600	662		101000
95565646												
33	03/31/26	BOOKS		1,153.53			7000		411600	662		101000
95565647												
34	03/31/26	BOOKS		11.37			7000		411600	662		101000
95565648												
35	03/31/26	BOOKS		52.40			7000		411600	662		101000
95565649												
36	04/01/26	BOOKS		78.53			7000		411600	662		101000
95591712												
37	04/01/26	BOOKS		16.60			7000		411600	662		101000
95591713												
38	04/01/26	BOOKS		26.57			7000		411600	662		101000
95591714												
39	04/01/26	BOOKS		21.71			7000		411600	662		101000
95591715												
40	04/01/26	BOOKS		10.48			7000		411600	662		101000
95591716												
41	04/01/26	BOOKS		22.62			7000		411600	662		101000
95591717												

* ... Over spent expenditure

Claim/ Line #	Check	Invoice	Vendor #/Name/ #/Inv Date/Description	Document $/ Line $	Disc $	PO #	Fund	Org	Acct	Object	Proj	Cash Account
42	04/01/26	BOOKS		18.78			7000		411600	662		101000
95591718												
43	04/01/26	BOOKS		18.56			7000		411600	662		101000
95591719												
44	04/01/26	BOOKS		17.38			7000		411600	662		101000
95591720												
45	04/02/26	BOOKS		17.16			7000		411600	662		101000
95618593												
46	04/02/26	BOOKS		24.78			7000		411600	662		101000
95618594												
47	04/03/26	BOOKS		16.37			7000		411600	662		101000
95650226												
48	04/03/26	BOOKS		55.86			7000		411600	662		101000
95650227												
49	04/03/26	BOOKS		19.58			7000		411600	662		101000
95650228												
50	04/03/26	BOOKS		51.09			7000		411600	662		101000
95650229												
51	04/03/26	BOOKS		13.34			7000		411600	662		101000
95650230												
52	04/03/26	BOOKS		55.11			7000		411600	662		101000
95650231												
53	04/03/26	BOOKS		19.99			7000		411600	662		101000
95650232												
54	04/03/26	BOOKS		15.92			7000		411600	662		101000
95650233												
55	04/03/26	BOOKS		268.22			7000		411600	662		101000
95666000												
56	04/07/26	BOOKS		20.31			7000		411600	662		101000
95717659												
57	04/07/25	BOOKS		17.31			7000		411600	662		101000
95717660												
58	04/07/26	BOOKS		33.48			7000		411600	662		101000
95717661												
59	04/07/26	BOOKS		38.86			7000		411600	662		101000
95717662												
60	04/07/26	BOOKS		94.24			7000		411600	662		101000
95717663												

* ... Over spent expenditure

Claim/ Line #	Check	Invoice	Vendor #/Name/ #/Inv Date/Description	Document $/ Line $	Disc $	PO #	Fund	Org	Acct	Object	Proj	Cash Account
61	04/07/26	BOOKS		18.94			7000		411600	662		101000
95717664												
62	04/07/26	BOOKS		51.63			7000		411600	662		101000
95717665												
63	04/07/26	BOOKS		15.95			7000		411600	662		101000
95717666												
64	04/07/26	BOOKS		19.17			7000		411600	662		101000
95717667												
65	04/07/26	BOOKS		22.40			7000		411600	662		101000
95717668												
66	04/08/26	BOOKS		20.37			7000		411600	662		101000
95747805												
67	04/08/26	BOOKS		64.48			7000		411600	662		101000
95747806												
68	04/08/26	BOOKS		15.78			7000		411600	662		101000
95747807												
69	04/08/26	BOOKS		110.50			7000		411600	662		101000
95747808												
70	04/08/26	BOOKS		12.90			7000		411600	662		101000
95747809												
71	04/08/26	BOOKS		26.94			7000		411600	662		101000
95747810												
72	04/10/26	BOOKS		24.23			7000		411600	662		101000
95802666												
73	04/10/26	BOOKS		15.43			7000		411600	662		101000
95802667												
74	04/10/26	BOOKS		32.24			7000		411600	662		101000
95802668												
75	04/10/26	BOOKS		45.93			7000		411600	662		101000
95802669												
76	04/10/26	BOOKS		27.52			7000		411600	662		101000
95802670												
77	04/10/26	BOOKS		60.39			7000		411600	662		101000
95802671												
78	04/10/26	BOOKS		20.61			7000		411600	662		101000
95802672												
79	04/10/26	BOOKS		28.37			7000		411600	662		101000
95802673												

* ... Over spent expenditure

Claim/ Line #	Check	Invoice	Vendor #/Name/ #/Inv Date/Description	Document $/ Line $	Disc $	PO #	Fund	Org	Acct	Object	Proj	Cash Account
80	04/10/26	95802674	BOOKS	43.68			7000		411600	662		101000
81	04/10/26	95802675	BOOKS	56.26			7000		411600	662		101000
82	04/10/26	95802676	BOOKS	38.63			7000		411600	662		101000
83	04/10/26	95802667	BOOKS	19.45			7000		411600	662		101000
84	04/13/26	95855293	BOOKS	22.77			7000		411600	662		101000
85	03/05/26	94989534	BOOK CREDIT	-1.74			7000		411600	662		101000
			Total for Vendor:	**4,870.05**								
131754			2500 INLAND TRUCK PARTS & SERVICE	1,190.74								
1	04/07/26	IN-1974526	#4007 SEAL KIT/CLUTCH	1,190.74			6010		450200	427		101000
			Total for Vendor:	**1,190.74**								
131746			1012 INTERSTATE POWER SYSTEMS, INC	237.19								
1	04/13/26	C002110667:01	#4200 SESNOR	237.19			6010		450200	427		101000
			Total for Vendor:	**237.19**								
131662			3619 IXOM WATERCARE INC	1,052.00								
1	03/27/26	85097457	AIR PUMP	1,052.00			6025		450000	825		101000
			Total for Vendor:	**1,052.00**								
131707			233 J & L SPORTS	21.00								
1	04/08/26	35550	EMBROIDERY	21.00			6025		450000	422		101000
			Total for Vendor:	**21.00**								

* ... Over spent expenditure

Claim/ Line #	Check	Vendor #/Name/ Invoice #/Inv Date/Description	Document $/ Line $	Disc $	PO #	Fund	Org	Acct	Object	Proj	Cash Account
131708	C	1765 J.J. KELLER & ASSOC, INC	768.21								
1	04/01/26	CDL TRAINING	390.71			1000		450000	751		101000
9111084273											
2	06/01/25	CDL TRAINING	377.50			1000		450000	751		101000
9110199631											
		Total for Vendor:	**768.21**								
131679		811 JASON ANDERSON	221.95								
1	04/10/26	tyler conf - meal reimb	221.95			1000		421000	340		101000
		Total for Vendor:	**221.95**								
131685		1164 JDP ELECTRIC, INC	39,498.30								
1	Pay App 2	03/27/26 Project 1351	39,498.30			4221		480000	670		101000
Pay App 2											
		Total for Vendor:	**39,498.30**								
131665	C	3936 JEMCO, LLC	2,467.87								
1	03/26/26	BEARINGS/TUBRINE/LABOR	2,467.87			6025		450000	826		101000
PSI004065											
		Total for Vendor:	**2,467.87**								
131609		5359 JENNA KAHLY	203.00								
1	03/31/26	PLA TRAVEL REIMBURSEMENT	203.00			7000		411600	340		101000
MEALS											
		Total for Vendor:	**203.00**								
129422 -93949C		5325 JEREMY DOCKTER	126.00								
DOT TRAINING - MENDOTA HEIGHTS, MN											
1	12/04/25	TRAVEL REIMBURSEMENT	126.00			1000		455000	340		101000
		Total for Vendor:	**126.00**								
131553	C	5137 JODI ROLLE	147.47								
1	03/31/26	Mileage 01/01/26-03/31/26	147.47			1000		414100	340		101000
		Total for Vendor:	**147.47**								

* ... Over spent expenditure

Claim/ Line #	Check	Vendor #/Name/ Invoice #/Inv Date/Description	Document $/ Line $	Disc $	PO #	Fund	Org	Acct	Object	Proj	Cash Account
131697	C	2798 JOHNSON CONTROLS BUILDING	894.00								
1	04/04/26	PD - VAV COIL REPAIR	894.00			1000		455000	420		101000
1-137488300460											
		Total for Vendor:	**894.00**								
131660		5507 JOSHUA BENEDICT	280.00								
TREE CONFERENCE - ASHVILLE, NC											
1	04/14/25	TRAVEL REIMBURSEMENT	280.00			2210		428000	340		101000
		Total for Vendor:	**280.00**								
131759	-93753E	4482 KOTAPAY	2,542.95								
04/17/2026 Payroll											
1	04/17/26	Child Support 04/17/26	2,542.95			1000		212549			101000
		Total for Vendor:	**2,542.95**								
131524	C	1461 L-TRON CORP	615.00								
1	04/08/26	thermal paper for patrol	615.00			1000		421000	410		101000
690851											
		Total for Vendor:	**615.00**								
131518		2085 LANGUAGE LINE SERVICES	48.70								
1	03/31/26	march 2026 interpreter service	48.70			1000		421000	418		101000
11894395											
131548		2085 LANGUAGE LINE SERVICES	143.49								
1	11877618	03/31/26 Mar Interpretation Service	143.49			1000		412000	418		101000
11877618											
131549		2085 LANGUAGE LINE SERVICES	15.68								
1	11853613	02/28/26 Feb Interpretation Service-	15.68			1000		415000	418		101000
11853613											
		Total for Vendor:	**207.87**								

* ... Over spent expenditure

Claim/ Line #	Check	Vendor #/Name/ Invoice #/Inv Date/Description	Document $/ Line $	Disc $	PO #	Fund	Org	Acct	Object	Proj	Cash Account
131545	C	5398 LANSWEEPER INC	5,295.00								
04/26/26-04/25/27											
1	04/07/26	Annual subscription	5,295.00			1000		414104	497		101000
IN06-2601177											
		Total for Vendor:	**5,295.00**								
131672	C	260 LARS BODY SHOP	15,734.95								
1	04/14/26	#1210 repairs	15,734.95			1000		421000	322		101000
6800											
		Total for Vendor:	**15,734.95**								
131750	C	277 LARSON WELDING & MACHINE CO	245.00								
1	03/10/26	CAT RENTAL - PLATE & CRACK REP	245.00			1000		430000	427		101000
85055											
		Total for Vendor:	**245.00**								
131607		2800 LAUREN NEPHEW	994.74								
1	04/07/26	PLA TRAVEL REIMBURSEMENT	994.74			7000		411600	340		101000
MEAL;HOTEL											
		Total for Vendor:	**994.74**								
131726	C	3109 LIBRARY IDEAS, LLC	48.36								
1	02/24/26	VOX	48.36			7000		411600	664		101000
124654											
		Total for Vendor:	**48.36**								
131554		5418 LISA BREYER	110.49								
1	04/08/26	Mileage 01/05/26-04/02/26	110.49			1000		414100	340		101000
		Total for Vendor:	**110.49**								
131655	C	3066 LITTLE FALLS MACHINE INC	1,341.40								
1	04/08/26	CAT RENTAL COLUMN TUBE	1,341.40			1000		430000	427		101000
376593											
		Total for Vendor:	**1,341.40**								

* ... Over spent expenditure

Claim/ Line #	Check	Vendor #/Name/ Invoice #/Inv Date/Description	Document $/ Line $	Disc $	PO #	Fund	Org	Acct	Object	Proj	Cash Account
131718	E	270 LOWE'S	119.34								
1	04/10/26	WOOD STAKES	119.34			2210		428000	358		101000
		Total for Vendor:	**119.34**								
131744		711 LUTHER FAMILY FORD	153.36								
1	04/01/26	#1203 SENSOR	153.36			1000		421000	427		101000
431207											
		Total for Vendor:	**153.36**								
131696	C	3304 MAC'S HARDWARE	314.81								
1	04/15/26	PAINT MARKERS/HARDWARE	87.58			1000		455000	433		101000
14408											
2	04/08/26	HITCH PIN	95.92			1000		430000	432		101000
14188											
3	03/12/26	CUTOFF WHEELS	35.34			6025		450000	432		101000
13410											
4	03/30/26	HK CHN	95.97			1000		430000	427		101000
13885											
		Total for Vendor:	**314.81**								
131593	C	3536 MACQUEEN	710.31								
1	04/13/26	FD T-75 Exhaust System Repair	710.31			2060		415200	427		101000
P00734											
131740	C	3536 MACQUEEN	363.77								
1	03/31/26	#4105 GRABBER/ROLLER/BELT	499.13			6010		450200	427		101000
P71346											
2	04/22/21	ACCT CREDIT	-135.36			6010		450200	427		101000
90890											
		Total for Vendor:	**1,074.08**								
131510	C	4637 MAMMOTH HOLDINGS LLC	630.00								
1	03/31/26	march 2026 car wash	630.00			1000		421000	420		101000
PS-INV106038											
		Total for Vendor:	**630.00**								

* ... Over spent expenditure

Claim/ Line #	Check	Vendor #/Name/ Invoice #/Inv Date/Description	Document $/ Line $	Disc $	PO #	Fund	Org	Acct	Object	Proj	Cash Account
131519	C	5349 MARCO TECHNOLOGIES, LLC	289.56								
1	04/01/26	april 2026 - pd mailroom	289.56			1000		421000	428		101000
131527	C	5349 MARCO TECHNOLOGIES, LLC	68.64								
1	04/06/26	april 2026 - pd training room	68.64			1000		421000	428		101000
41671120											
131541	C	5349 MARCO TECHNOLOGIES, LLC	1,814.61								
1	41671118	04/06/26 Finance	145.45			1000		414100	428		101000
41671118											
2	41671118	04/06/26 Non-Departmental	499.65			1000		415000	428		101000
41671118											
3	41671118	04/06/26 Planning / Inspections	118.65			1000		418000	428		101000
41671118											
4	41671118	04/06/26 HR	0.00			1000		414103	428		101000
41671118											
5	41671118	04/06/26 Court	255.60			1000		412000	428		101000
41671118											
6	41671118	04/06/26 Police	66.81			1000		421000	428		101000
41671118											
7	41671118	04/06/26 PW Water	186.59			6020		450000	428		101000
41671118											
8	41671118	04/06/26 PW Sanitation	164.40			6010		450200	428		101000
41671118											
9	41671118	04/06/26 Fire	68.65			2060		415200	428		101000
41671118											
10	41671118	04/06/26 IT	118.65			1000		414104	428		101000
41671118											
11	41671118	04/06/26 Fleet & Facilities	35.19			1000		455000	428		101000
41671118											
12	41671118	04/06/26 Admin	154.97			1000		414000	428		101000
41671118											

* ... Over spent expenditure

Claim/ Line #	Check	Invoice #/Inv Date/Description	Vendor #/Name/ Document $/ Line $	Disc $	PO #	Fund	Org	Acct	Object	Proj	Cash Account
131594	C	5349 MARCO TECHNOLOGIES, LLC	123.61								
1	04/12/26	FD March Contract Payment	123.61			2060		415200	428		101000
41740968											
131613	C	5349 MARCO TECHNOLOGIES, LLC	769.17								
1	03/28/26	PRINTER USAGE/LEASE	769.17			7000		411600	428		101000
41609594											
		Total for Vendor:	**3,065.59**								
131629		3119 MATT RETKA	50.00								
1	04/14/26	Apr WF Airport Secretary	50.00			7050		500000	120		101000
		Total for Vendor:	**50.00**								
131680		5455 MEAT JESUS LLC DBA BREADSMITH	40.00								
1	04/15/26	coffee with a cop bakery	40.00			1000		421000	375	12	101000
20974											
		Total for Vendor:	**40.00**								
131595	C	299 MENARDS (FIRE)	26.72								
1	04/10/26	FD Training Misc Hardware	26.72			2060		415200	500		101000
78432											
		Total for Vendor:	**26.72**								
131514	C	5206 MENARDS (POLICE)	49.54								
PO - 200319											
1	04/06/26	firearm maintenance - pullys	24.55			1000		421000	987		101000
78146											
2	04/06/26	replace tire gague	24.99			1000		421000	641		101000
78146											
		Total for Vendor:	**49.54**								
131584	C	4622 MENARDS (PUBLIC WORKS)	1,700.84								
1	04/08/26	WATER - WA	21.14			6020		450000	639		101000
78291											
2	04/08/26	WATER - SW	21.14			6025		450000	639		101000
78291											

* ... Over spent expenditure

Claim/ Line #	Check	Vendor #/Name/ Invoice #/Inv Date/Description	Document $/ Line $	Disc $	PO #	Fund	Org	Acct	Object	Proj	Cash Account
3	04/08/26	WATER - ST	21.13			1000		430000	639		101000
78291											
4	04/01/26	RECEIVER LOCK	18.99			6020		450000	432		101000
77875											
5	04/01/26	POLY VAC/BALL VALVES	109.99			6020		450000	433		101000
77873											
6	04/01/26	ADAPTER	1.19			6020		450000	438		101000
77891											
7	03/27/26	FOIL DUCT	15.99			6020		450000	433		101000
77543											
8	03/27/26	MOUNTING BOARD	12.98			1000		430000	444		101000
77581											
9	03/31/26	TIE DOWNS/TOTE/PRUNER	47.95			1000		430001	358		101000
77789											
10	04/01/26	MULCH	49.30			1000		430001	358		101000
77876											
11	03/27/26	MULCH	71.64			1000		430001	358		101000
77576											
12	04/07/26	FUEL PREMIX	16.99			6025		450000	433		101000
78205											
13	03/31/26	SPRING SNAP/CORE POLY	10.97			6025		450000	825		101000
77819											
14	04/10/26	LUMBER/WOOD STAKES	164.60			1000		430000	722		101000
78437											
15	04/09/26	STORAGE TOTES	15.68			1000		430000	433		101000
78325											
16	04/08/26	STAIN/DOOR HINGES	51.52			2210		428000	358		101000
78284											
17	04/07/26	WRENCH/LUMBER	80.91			2210		428000	358		101000
78227											
18	03/27/26	TREAD TAPE/CHAINSAW SCRENCH	17.98			2210		428000	358		101000
77542											
19	03/26/26	LUMBER	142.08			2210		428000	358		101000
77504											
20	03/26/26	LUMBER	58.01			2210		428000	358		101000
77477											
21	03/30/26	DUMPSTER REPAIR	116.00			6010		450200	914		101000
77721											

* ... Over spent expenditure

Claim/ Line #	Check	Vendor #/Name/ Invoice #/Inv Date/Description	Document $/ Line $	Disc $	PO #	Fund	Org	Acct	Object	Proj	Cash Account
22 78214	04/07/26	METAL CUTOFF	7.56			6010		450200	433		101000
23 78021	04/03/26	CONTRACTOR BAGS	29.98			6010		450200	433		101000
24 78220	04/07/26	OSI QUAD CARBON	25.44			6020		450000	420		101000
25 77799	03/31/26	CLEANING SUPPLIES	12.98			6020		450000	420		101000
27 78592	04/13/26	TOTE RETURN	-7.99			6025		450000	610		101000
28 74047	01/28/26	CALUKEN 45 SSL LMSTEN	77.75			6025		450000	420		101000
29 74054	01/28/26	100' POLYPRO/SPR SNAP SS	56.92			6025		450000	825		101000
30 78441	04/10/26	TOTE/D DRUING/SEAL LID/RECT	50.88			6025		450000	610		101000
31 78324	04/09/26	MAGNET/BOLT/SPRING/HARDWARE	78.72			6025		450000	432		101000
32 78605	04/13/26	SUMP PUMP/CONTS/MAG	244.97			6025		450000	420		101000
33 78607	04/13/26	HARDWARE	10.18			6025		450000	826		101000
34 74038	01/28/26	DRILL BIT SET	39.29			1000		455000	420		101000
35 74043	01/28/26	SYRINGE	7.98			1000		455000	420		101000
131693	C	4622 MENARDS (PUBLIC WORKS)	134.99								
1 78676	04/14/26	UTILITY PUMP	134.99			6010		450200	420		101000
		Total for Vendor:	**1,835.83**								
131564		304 METZ CO., INC.	300.00								
1 23239	03/05/26	GATE REPAIR	300.00			6010		450200	444		101000
		Total for Vendor:	**300.00**								

* ... Over spent expenditure

Claim/ Line #	Check	Vendor #/Name/ Invoice #/Inv Date/Description	Document $/ Line $	Disc $	PO #	Fund	Org	Acct	Object	Proj	Cash Account
131682	E	2766 MIDCONTINENT COMMUNICATIONS	2,511.30								
1	15286	03/11/26 193293401 - 3150 Sheyenne	1,250.65			2310		452120	497		101000
19329340115286											
2	15343	04/11/26 193293401 - 3150 Sheyenne	1,260.65			2310		452120	497		101000
19329340115343											
131705	E	2766 MIDCONTINENT COMMUNICATIONS	110.65								
1		04/01/26 PW INTERNET	110.65			1000		450000	497		101000
18410720115321											
		Total for Vendor:	**2,621.95**								
131515	C	102 MIDSTATES WIRELESS	8,550.88								
1		04/06/26 #1234 installs and labor	8,550.88			1000		421000	610		101000
205021899-1											
131675	C	102 MIDSTATES WIRELESS	890.00								
1		04/14/26 #1195 removal	890.00			1000		421000	610		101000
207001267-1											
131727	C	102 MIDSTATES WIRELESS	825.52								
1		03/30/26 #2025 RADIO INSTALL	412.76			6020		450000	610		101000
102014239-1											
2		03/30/26 #7105 RADIO INSTALL	412.76			6025		450000	610		101000
102014239-1											
131748	C	102 MIDSTATES WIRELESS	392.62								
1		04/09/26 RADIO INSTALL	392.62			1000		430001	427		101000
308000484-1											
		Total for Vendor:	**10,659.02**								
131717	C	1854 MIDWEST TAPE	711.21								
1		04/07/26 DVD	71.16			7000		411600	664		101000
508689510											
2		03/31/26 DVD	32.26			7000		411600	664		101000
508656598											
3		03/31/26 DVD	17.97			7000		411600	664		101000
508656596											

* ... Over spent expenditure

Claim/ Line #	Check	Vendor #/Name/ Invoice #/Inv Date/Description	Document $/ Line $	Disc $	PO #	Fund	Org	Acct	Object	Proj	Cash Account
4	04/07/26	DVD	223.84			7000		411600	664		101000
508657467											
5	04/07/26	DVD	125.91			7000		411600	664		101000
508657469											
6	03/31/26	DVD	59.53			7000		411600	664		101000
508656597											
7	03/31/26	DVD	180.54			7000		411600	664		101000
508656594											
		Total for Vendor:	**711.21**								
131636	C	2121 MOEN PORTABLES & SEPTIC	405.00								
1	04/13/26	PROJ 9061	405.00			4188		480000	670		101000
M11857											
		Total for Vendor:	**405.00**								
131557	C	305 MOORE ENGINEERING INC	357,213.02								
1	SIN008483	03/31/26 Project 9061	2,418.50			4188		480000	418		101000
SIN008483											
2	SIN008483	03/31/26 Project 9072	5,704.75			4257		480000	418		101000
SIN008483											
3	SIN008483	03/31/26 City Record Requests	538.50			1000		414200	418		101000
SIN008483											
4	SIN008450	03/30/26 CWG Eng Task Order No. 2	296.00			1000		414200	418		101000
SIN008450											
5	SIN008460	03/31/26 Imp Dist 1339	1,333.50			4088		480000	418		101000
SIN008460											
6	SIN008466	03/31/26 Imp Dist 1348	1,001.38			4444		480000	418		101000
SIN008466											
7	SIN008499	03/31/26 Project 1351	31,417.52			4221		480000	418		101000
SIN008499											
8	SIN008516	04/01/26 Project 1352	23,776.88			4222		480000	418		101000
SIN008516											
9	SIN008487	03/31/26 Imp Dist 1353	750.75			4189		480000	418		101000
SIN008487											
10	SIN008490	03/31/26 Imp Dist 1356	586.19			4197		480000	418		101000
SIN008490											
11	SIN008515	04/01/26 Imp Dist 2288	11,064.75			4437		480000	418		101000
SIN008515											

* ... Over spent expenditure

Claim/ Line #	Check	Vendor #/Name/ Invoice #/Inv Date/Description	Document $/ Line $	Disc $	PO #	Fund	Org	Acct	Object	Proj	Cash Account
12	SIN008493	03/31/26 Imp Dist 2296	1,342.91			4191		480000	418		101000
SIN008493											
13	SIN008491	03/31/26 Imp Dist 2297	1,901.44			4192		480000	418		101000
SIN008491											
14	SIN008482	03/31/26 Imp Dist 3006	138,308.89			4003		480000	418		101000
SIN008482											
15	SIN008501	03/31/26 Imp Dist 3008	57,408.59			4224		480000	418		101000
SIN008501											
16	SIN008521	04/01/26 Imp Dist 3009	35,151.22			4225		480000	418		101000
SIN008521											
17	SIN008498	03/31/26 Project 9021	22,789.50			2970		480000	418		101000
SIN008498											
18	SIN008503	03/31/26 Project 9063	21,421.75			4227		480000	418		101000
SIN008503											
		Total for Vendor:	**357,213.02**								
131619		628 MTW TOWING	200.00								
1	04/13/26	2 police tows	200.00			1000		421000	660		101000
26-27140											
		Total for Vendor:	**200.00**								
131712	C	298 MVTL LABORATORIES	238.25								
1	03/31/26	WATER TESTING	238.25			6025		450000	335		101000
1350932											
		Total for Vendor:	**238.25**								
131532		986 ND CHIEFS OF POLICE ASSOCIATION	250.00								
1	04/09/26	ND chief conf reg. - nielsen	250.00			1000		421000	340		101000
33											
		Total for Vendor:	**250.00**								
131658		3428 ND DEPARTMENT OF ENVIRONMENTAL	734.20								
1	02/28/26	WATER TESTING	734.20			6025		450000	335		101000
202603.08400											
		Total for Vendor:	**734.20**								

* ... Over spent expenditure

Claim/ Line #	Check	Vendor #/Name/ Invoice #/Inv Date/Description	Document $/ Line $	Disc $	PO #	Fund	Org	Acct	Object	Proj	Cash Account
131683		895 ND INSURANCE RESERVE FUND	181.22								
1	04/15/26	Reimb overpayment	111.62			1000		430001	322		101000
Claim #26062189											
2	04/16/26	Reimb overpayment	69.60			6010		450200	322		101000
Claim #26062143											
		Total for Vendor:	**181.22**								
131506 -93950E		363 ND PERS	12,028.16								
04/03/26 Payroll											
1	04/03/26	457b Def Comp - Contributions	12,028.16			1000		212532			101000
131724 -93756E		363 ND PERS	12,028.16								
04/17/26 Payroll											
1	04/17/26	457b Def Comp - Contributions	12,028.16			1000		212532			101000
131761		363 ND PERS	4,922.92								
Michael Carlson											
1	247959 04/14/26	USERRA Military Service Purch	4,922.92			1000		212532			101000
247959											
		Total for Vendor:	**28,979.24**								
131536		334 ND STATE RADIO COMM.	2,600.00								
Jan - March 2026											
1	04/01/26	LETS - 1st Q	2,600.00			1000		421000	415		101000
001656											
		Total for Vendor:	**2,600.00**								
131575	C	571 ND WORKFORCE SAFETY & INSURANCE	429.25								
1	Y3OJUGXGT3 03/16/26	FD	350.00			2060		415200	240		101000
Y3OJUGXGT3											
2	Y3OJUGXGT3 03/16/26	HR	79.25			1000		414103	240		101000
Y3OJUGXGT3											
		Total for Vendor:	**429.25**								

* ... Over spent expenditure

Claim/ Line #	Check	Vendor #/Name/ Invoice #/Inv Date/Description	Document $/ Line $	Disc $	PO #	Fund	Org	Acct	Object	Proj	Cash Account
131713	C	1600 NELSON AUTO CENTER	47,151.00								
1	02/24/26	#7604 2026 RAM 1500	47,151.00			6025		450000	610		101000
F1T015											
131714	C	1600 NELSON AUTO CENTER	47,151.00								
1	03/02/26	#2026 2026 RAM 1500	47,151.00			6020		450000	610		101000
F1T014											
		Total for Vendor:	**94,302.00**								
131531		4765 NETWORK CABLING SERVICES, INC.	1,150.00								
1	04/09/26	briefing room-install yealink	1,150.00			1000		421000	497		101000
26040604											
		Total for Vendor:	**1,150.00**								
131533	C	2261 NETWORK CENTER INCORPORATED	8,092.64								
Office 365 G1 - 169 licenses											
Office 365 G3 - 229 licenses											
MS Teams Rooms Pro - 10 licenses											
Power BI Pro - 1 license											
Office 365 G5 - 2 licenses											
1	INV248456	04/03/26 Microsoft 365 Subscriptions	8,092.64			1000		414104	497		101000
INV248456											
		Total for Vendor:	**8,092.64**								
131624	C	3558 NICK WAVRA	35.00								
Nick drove to Macqueen in St Cloud to pick up a 14' ladder for PAT Course. TMW											
1	04/14/26	FD Per Diem-St Cloud for ladde	35.00			2060		415200	340		101000
PAT Course Ladder											
		Total for Vendor:	**35.00**								
131596		3789 NORTH DAKOTA FIREFIGHTER'S	391.75								
1	04/01/16	FD access codes/Rope Rescue	391.75			2060		415200	340		101000
		Total for Vendor:	**391.75**								

* ... Over spent expenditure

Claim/ Line #	Check	Vendor #/Name/ Invoice #/Inv Date/Description	Document $/ Line $	Disc $	PO #	Fund	Org	Acct	Object	Proj	Cash Account
131642	C	1403 NORTHERN TOOL & EQUIPMENT	331.87								
1	04/01/26	#5601 TRACK RAIL	32.99			1000		430001	870		101000
F41B5765											
2	03/27/26	NOZZLES/PLUGS	298.88			6020		450000	432		101000
AC70F863											
3	04/09/26	FOAM CANNON	44.99			6025		450000	420		101000
98933723											
4	04/14/26	FOAM CANNON RETURN	-44.99			6025		450000	420		101000
7FB40845											
		Total for Vendor:	**331.87**								
131755	C	1028 NORTHERN TRUCK EQUIPMENT CORP.	1,285.90								
1	03/26/26	#3005B CHAIN/HANGER/BRACKET	1,285.90			1000		430001	427		101000
SFI041857											
		Total for Vendor:	**1,285.90**								
131645	C	1715 NORTHWEST TIRE INC	1,056.52								
1	04/02/26	#3022 TIRES	244.00			1000		430000	427		101000
26062983											
2	04/10/26	#3061 TIRES	812.52			1000		430000	427		101000
24055654											
		Total for Vendor:	**1,056.52**								
131509	C	5440 NORTHWEST TIRE INC. (PD)	43.51								
1	04/07/26	#1224 tire repair	43.51			1000		421000	427		101000
26063036											
		Total for Vendor:	**43.51**								
131546		4761 NTOA - NATIONAL TACTICAL	499.00								
PO - 200318											
1	04/09/26	NTOA conf - carr	499.00			1000		421000	340		101000
12740											
		Total for Vendor:	**499.00**								

* ... Over spent expenditure

Claim/ Line #	Check	Vendor #/Name/ Invoice #/Inv Date/Description	Document $/ Line $	Disc $	PO #	Fund	Org	Acct	Object	Proj	Cash Account
131640		4744 O'REILLY AUTOMOTIVE STORES, INC	59.90								
1	04/15/26	FUSE HOLDERS	59.90			6020	450000		610		101000
1932165407											
131648		4744 O'REILLY AUTOMOTIVE STORES, INC	230.41								
1	04/14/26	#3415 FUSE HOLDER/SWITCH	19.42			1000	430000		870		101000
1932164810											
2	04/08/26	#2001 BATTERY	210.99			6020	450000		427		101000
1932162688											
		Total for Vendor:	**290.31**								
131756	C	352 OK TIRE STORE - COM CTR	561.70								
1	04/13/26	CAT RENTAL - TIRE REPAIR	561.70			1000	430000		427		101000
05-386816											
		Total for Vendor:	**561.70**								
131419		399 OLYMPIC SALES	198.02								
1	03/23/26	#4102 COIL/SOLENOID	198.02			6010	450200		427		101000
16449											
131741		399 OLYMPIC SALES	469.30								
1	04/08/26	#4006 PULLEY/PIN/SHIM	227.50			6010	450200		427		101000
16492											
2	04/08/26	#4007 RELEIF CARTRIDGE	241.80			6010	450200		427		101000
16500											
		Total for Vendor:	**667.32**								
131630	C	631 ONE CALL CONCEPTS, INC	609.05								
1	6034274	03/31/26 Mar 2026 Locates	159.00			6020	450000		412		101000
6034274											
2	20261713	04/13/26 Fargo Excavator Meeting (3/1	450.05			6020	450000		412		101000
20261713											
		Total for Vendor:	**609.05**								

* ... Over spent expenditure

Claim/ Line #	Check	Vendor #/Name/ Invoice #/Inv Date/Description	Document $/ Line $	Disc $	PO #	Fund	Org	Acct	Object	Proj	Cash Account
131597		276 OSTROMS ACE HARDWARE	46.68								
1	04/02/26	FD Eq Svcs. spray Paint Tr Grn 230453	40.74			2060		415200	500		101000
2	03/27/26	FD Eq Svcs Hardware 230434	5.94			2060		415200	500		101000
		Total for Vendor:	**46.68**								
131700	C	1648 PARKLAND USA CORPORATION DBA	25,768.44								
1	04/02/26	DIESEL - PW IN-157750-26	25,768.44			1000		140000			101000
131749	C	1648 PARKLAND USA CORPORATION DBA	421.30								
1	03/03/26	RIDGELINE DEF IN-111770-26	229.90			6010		450200	424		101000
2	04/07/26	RIEDGELINE - CREDIT IN-157703-26C	-6.64			1000		430000	424		101000
3	04/07/26	RIDGELINE DEF IN-157703-26A	198.04			1000		430000	424		101000
131751	C	1648 PARKLAND USA CORPORATION DBA	21,687.06								
1	04/13/26	87 ETHANOL - PW IN-167816-26	21,687.06			1000		140000			101000
		Total for Vendor:	**47,876.80**								
131540	C	4830 PDQ.COM 03/07/26-03/07/27	5,676.48								
1	PDQ-77796	03/07/26 Connect Plus PDQ-77796	5,676.48			1000		414104	497		101000
		Total for Vendor:	**5,676.48**								
131534	C	563 PETRO SERVE USA	12.98								
1	03/30/26	FD Kerosene for Education HS 100379	12.98			2060		415200	424		101000

* ... Over spent expenditure

Claim/ Line #	Check	Vendor #/Name/ Invoice #/Inv Date/Description	Document $/ Line $	Disc $	PO #	Fund	Org	Acct	Object	Proj	Cash Account
131617	C	563 PETRO SERVE USA	395.89								
1	06/26/25	FUEL	68.00			6025	450000		424		101000
6663											
2	07/02/25	FUEL	29.54			1000	430000		424		101000
5430											
3	12/15/25	FUEL	109.79			6010	450200		424		101000
881											
4	12/15/25	FUEL	41.37			6010	450200		424		101000
6212											
5	01/30/26	FUEL	144.88			1000	430000		424		101000
1323											
6	02/05/26	FUEL	2.31			6025	450000		424		101000
2504											
131634	C	563 PETRO SERVE USA	8,071.52								
1	03/12/26	BULK OIL	1,342.02			6010	450200		424		101000
9489											
2	12/18/25	BULK OIL	3,737.88			6020	450000		424		101000
9294											
3	03/11/26	BULK OIL	2,007.52			6010	450200		424		101000
9488											
4	01/16/26	BULK OIL	984.10			1000	421000		424		101000
9356											
131689	C	563 PETRO SERVE USA	4.21								
1	04/16/26	FUEL	4.21			2210	428000		424		101000
6139											
131729	C	563 PETRO SERVE USA	4.37								
1	04/13/26	FUEL	4.37			2210	428000		424		101000
6290											
		Total for Vendor:	**8,488.97**								

* ... Over spent expenditure

Claim/ Line #	Check	Vendor #/Name/ Invoice #/Inv Date/Description	Document $/ Line $	Disc $	PO #	Fund	Org	Acct	Object	Proj	Cash Account
131728	C	1483 PITNEY BOWES BANK INC - RESERVE	2,000.00								
1	04/17/26	POSTAGE REFILL ACCT#43560960	2,000.00			7000		411600	360		101000
ACCT #43560960											
		Total for Vendor:	**2,000.00**								
131652		4064 POMP'S TIRE SERVICE (ROYAL TIRE)	597.90								
1	04/02/26	#4200 FLAT REPAIR	46.00			6010		450200	427		101000
2450015846											
2	04/14/26	#4301 TIRES	499.90			6010		450200	427		101000
2450016010											
3	04/09/26	#4100 FLAT REPAIR	52.00			6010		450200	427		101000
2450015943											
		Total for Vendor:	**597.90**								
131337		2921 POWDERCOAT SPECIALISTS	1,050.00								
1	03/30/26	#2025 SERVICE/RACK	525.00			6020		450000	610		101000
17341											
2	03/30/26	#7105 SERVICE/RACK	525.00			6025		450000	610		101000
17341											
		Total for Vendor:	**1,050.00**								
131699	C	4825 PRAIRIE SCALE SYSTEMS, INC.	67,904.00								
1	04/06/26	PROJ 9061	67,904.00			4188		480000	670		101000
CA-102034											
		Total for Vendor:	**67,904.00**								
131730	C	916 PRAIRIE SUPPLY INC	1,513.55								
1	04/09/26	SPRAYER	445.00			1000		430000	432		101000
0691354-IN											
2	03/27/26	SQUEEGEE HEAD/HANDLE	87.80			6025		450000	432		101000
0690528-IN											
3	04/03/26	FORM EXTENDER - ST	778.76			1000		430000	722		101000
0691168-IN											
4	04/03/26	FORM EXTENDER - WA	169.99			6020		450000	432		101000
0691168-IN											
5	04/14/26	FREDMAPL CUTTER	32.00			1000		430000	432		101000
0691755-IN											
		Total for Vendor:	**1,513.55**								

* ... Over spent expenditure

Claim/ Line #	Check	Vendor #/Name/ Invoice #/Inv Date/Description	Document $/ Line $	Disc $	PO #	Fund	Org	Acct	Object	Proj	Cash Account
131743		5267 PREMIER SNOW & ICE MANAGEMENT,	150.00								
1	04/09/26	#5306B CURB GUARD	150.00			1000		430001	381		101000
2913											
		Total for Vendor:	**150.00**								
131720		5602 PROLINE INC - WATERTOWN	370.00								
1	03/20/26	PARTS WASHER DETERGENT	370.00			1000		455000	433		101000
C162336											
		Total for Vendor:	**370.00**								
131661		5607 RACHEL JENSEN	280.00								
TREE CONFERENCE - ASHVILLE, NC											
1	04/14/26	TRAVEL REIMBURSEMENT	280.00			2210		428000	340		101000
		Total for Vendor:	**280.00**								
131580		2982 RDO EQUIPMENT CO	674.23								
2	04/02/26	FILTER KIT	478.60			1000		430001	427		101000
P5766654											
3	04/02/26	OIL	195.63			1000		430001	424		101000
P5766654											
131651		2982 RDO EQUIPMENT CO	1,140.05								
1	04/08/26	#7701 AXEL REPAIR	894.86			4387		480000	427		101000
W3809454											
2	04/02/26	FILTERS	245.19			1000		430000	427		101000
P5766754											
		Total for Vendor:	**1,814.28**								
131517	C	3204 RECORD KEEPERS	27.50								
1	03/31/26	service on 3/30/2026	27.50			1000		421000	420		101000
A294049											
131706	C	3204 RECORD KEEPERS	17.50								
1	03/31/26	SHREDDING	17.50			6020		450000	420		101000
A294048											

* ... Over spent expenditure

Claim/ Line #	Check	Vendor #/Name/ Invoice #/Inv Date/Description	Document $/ Line $	Disc $	PO #	Fund	Org	Acct	Object	Proj	Cash Account
131773	C	3204 RECORD KEEPERS	35.00								
1	A292960	02/28/26 City Hall / Court Shred Bins	35.00			1000		415000	420		101000
A292960											
		Total for Vendor:	**80.00**								
131691	C	1016 RED WING BUSINESS ADVANTAGE	664.98								
1	04/15/26	T ROOZE BOOTS	240.00			6010		450200	422		101000
4428321											
2	04/15/26	J BARKER BOOTS	212.49			6010		450200	422		101000
4428388											
3	03/16/26	J KLUBER BOOTS	212.49			6010		450200	422		101000
737ST1-4041181											
		Total for Vendor:	**664.98**								
131263	118363S	5731 RESCUERD LLC	6,000.00								
Speaker on Nutrition											
1	03/25/26	FD Training-Speaker	6,000.00			2060		415200	340		101000
001254											
		Total for Vendor:	**6,000.00**								
131677		4238 SABRINA SYMONDS	158.00								
1	04/14/26	tyler conf - meal reimb	158.00			1000		421000	340		101000
		Total for Vendor:	**158.00**								
131598	E	1881 SAM'S CLUB/SYNCHRONY BANK (FD)	242.06								
1	04/01/26	FD St 75 Dryer sheets	9.92			2060		415200	500		101000
648252986784											
2	04/01/26	FD St 76 Station Supplies	232.14			2060		415200	500		101000
097580417938											
		Total for Vendor:	**242.06**								
131577	C	454 SANITATION PRODUCTS	1,020.81								
1	04/02/26	#7034 DEBRIS HOSE	723.27			6025		450000	427		101000
96476											
2	04/02/26	#3208 FILTER	297.54			1000		430000	427		101000
96475											

* ... Over spent expenditure

Claim/ Line #	Check	Vendor #/Name/ Invoice #/Inv Date/Description	Document $/ Line $	Disc $	PO #	Fund	Org	Acct	Object	Proj	Cash Account
131745	C	454 SANITATION PRODUCTS	987.83								
1	04/07/26	#7034 DEBRIS HOSE	987.83			6025	450000		427		101000
96537											
		Total for Vendor:	**2,008.64**								
131538		450 SCHEELS	193.90								
PO - 200323											
1	04/08/26	new officer boots - ostlund	193.90			1000	421000		422		101000
42404											
131621		450 SCHEELS	859.98								
1	04/07/26	sight H509T (2)	859.98			1000	421000		987		101000
40784											
		Total for Vendor:	**1,053.88**								
131622	C	2885 SHORTPRINTER	247.38								
1	04/06/26	citation envelopes	247.38			1000	421000		360		101000
172292											
		Total for Vendor:	**247.38**								
131688	C	5199 SIGN BADGERS	34.10								
1	36708 04/14/26	Cubicle nameplates - Eng	34.10			1000	414200		410		101000
36708											
		Total for Vendor:	**34.10**								
131511	C	3642 SIGN PRO	200.00								
1	04/01/26	briefing room sign	200.00			1000	421000		641		101000
93818											
		Total for Vendor:	**200.00**								
131725	C	3528 SNACKS PLUS VENDING	250.00								
1	04/08/26	COFFEE - PW	250.00			6020	450000		500		101000
5940:1132992											
		Total for Vendor:	**250.00**								

* ... Over spent expenditure

Claim/ Line #	Check	Vendor #/Name/ Invoice #/Inv Date/Description	Document $/ Line $	Disc $	PO #	Fund	Org	Acct	Object	Proj	Cash Account
131739	C	3652 SNAP-ON TOOLS INDUSTRIAL	73.81								
1	04/15/26	PROJ 9061	73.81			4188		480000	670		101000
ARV/67743483											
		Total for Vendor:	**73.81**								
131719		4048 SNS AUTO SUPPLY	895.00								
1	03/03/26	STINGER CLEANER - ST	447.50			1000		430000	433		101000
52368											
2	03/03/26	STINGER CLEANER - SW	223.75			6025		450000	433		101000
52368											
3	03/03/26	STINGER CLEANER - WA	223.75			6020		450000	433		101000
52368											
		Total for Vendor:	**895.00**								
131771	C	5292 SPOTLIGHT MEDIA	3,970.00								
1	85711 04/01/26	WF Magazine 2026	3,970.00			1000		414102	602		101000
85711											
		Total for Vendor:	**3,970.00**								
131556	C	440 SRF CONSULTING GROUP, INC	493.10								
1	19229.00-6 03/31/26	Project 6063	493.10			4213		480000	418		101000
19229.00-6											
		Total for Vendor:	**493.10**								
131591 -93757E		389 STARION BOND SERVICES	19210,732.54								
Bond Payments											
2	05/01/26	RIB 2019A Principal	325,000.00			3370		490000	710		101000
3	05/01/26	RIB 2019A Interest	40,964.38			3370		490000	720		101000
4	05/01/26	RIB 2019A Service Fees	625.00			3370		490000	740		101000
10	05/01/26	RIB 2021A Principal	515,000.00			3381		490000	710		101000
11	05/01/26	RIB 2021A Interest	58,035.00			3381		490000	720		101000
12	05/01/26	RIB 2021A Service Fees	625.00			3381		490000	740		101000
14	05/01/26	RIB 2021B Principal	545,000.00			3382		490000	710		101000
15	05/01/26	RIB 2021B Interest	53,016.25			3382		490000	720		101000
16	05/01/26	RIB 2021B Service Fees	625.00			3382		490000	740		101000
18	05/01/26	RIB 2014A Principal	730,000.00			3384		490000	710		101000

* ... Over spent expenditure

Claim/ Line #	Check	Vendor #/Name/ Invoice #/Inv Date/Description	Document $/ Line $	Disc $	PO #	Fund	Org	Acct	Object	Proj	Cash Account
19	05/01/26	RIB 2014A Interest	143,437.51			3384		490000	720		101000
20	05/01/26	RIB 2014A Service Fees	625.00			3384		490000	740		101000
22	05/01/26	RIB 2014B Principal	855,000.00			3385		490000	710		101000
23	05/01/26	RIB 2014B Interest	159,112.50			3385		490000	720		101000
24	05/01/26	RIB 2014B Service Fees	625.00			3385		490000	740		101000
26	05/01/26	RIB 2015A Principal	1150,000.00			3386		490000	710		101000
27	05/01/26	RIB 2015A Interest	274,625.00			3386		490000	720		101000
28	05/01/26	RIB 2015A Service Fees	625.00			3386		490000	740		101000
30	05/01/26	RIB 2015B Principal	1045,000.00			3387		490000	710		101000
31	05/01/26	RIB 2015B Interest	243,825.00			3387		490000	720		101000
32	05/01/26	RIB 2015B Service Fees	625.00			3387		490000	740		101000
34	05/01/26	RIB 2016A Principal	1155,000.00			3388		490000	710		101000
35	05/01/26	RIB 2016A Interest	232,028.13			3388		490000	720		101000
38	05/01/26	RIB 2016A Service Fees	625.00			3388		490000	740		101000
40	05/01/26	RIB 2017A Principal	1275,000.00			3389		490000	710		101000
41	05/01/26	RIB 2017A Interest	514,956.25			3389		490000	720		101000
42	05/01/26	RIB 2017A Service Fees	625.00			3389		490000	740		101000
44	05/01/26	RIB 2018B Principal	1005,000.00			3392		490000	710		101000
45	05/01/26	RIB 2018B Interest	477,143.75			3392		490000	720		101000
46	05/01/26	RIB 2018B Service Fees	625.00			3392		490000	740		101000
48	05/01/26	RIB 2019B Principal	395,000.00			3339		490000	710		101000
49	05/01/26	RIB 2019B Interest	66,130.00			3339		490000	720		101000
50	05/01/26	RIB 2019B Service Fees	156.25			3339		490000	740		101000
52	05/01/26	RIB 2019B Principal	280,000.00			3372		490000	710		101000
53	05/01/26	RIB 2019B Interest	43,179.38			3372		490000	720		101000
54	05/01/26	RIB 2019B Service Fees	156.25			3372		490000	740		101000
56	05/01/26	RIB 2019B Principal	555,000.00			3375		490000	710		101000
57	05/01/26	RIB 2019B Interest	90,804.38			3375		490000	720		101000
58	05/01/26	RIB 2019B Service Fees	156.25			3375		490000	740		101000
60	05/01/26	RIB 2019B Principal	1085,000.00			3393		490000	710		101000
61	05/01/26	RIB 2019B Interest	496,359.37			3393		490000	720		101000
62	05/01/26	RIB 2019B Service Fees	156.25			3393		490000	740		101000
64	05/01/26	RIB 2020A/2012D Principal	1355,000.00			3378		490000	710		101000
65	05/01/26	RIB 2020A/2012D Interest	158,250.00			3378		490000	720		101000
66	05/01/26	RIB 2020A/2012D Service Fees	312.50			3378		490000	740		101000
68	05/01/26	RIB 2020A Principal	1550,000.00			3394		490000	710		101000
69	05/01/26	RIB 2020A Interest	420,001.88			3394		490000	720		101000

* ... Over spent expenditure

Claim/ Line #	Check	Vendor #/Name/ Invoice #/Inv Date/Description	Document $/ Line $	Disc $	PO #	Fund	Org	Acct	Object	Proj	Cash Account
70	05/01/26	RIB 2020A Service Fees	312.50			3394		490000	740		101000
72	05/01/26	RIB 2022A Principal	155,000.00			3395		490000	710		101000
73	05/01/26	RIB 2022A Interest	116,137.50			3395		490000	720		101000
74	05/01/26	RIB 2022A Service Fees	625.00			3395		490000	740		101000
79	05/01/26	TIF 2017-1 Principal	625,000.00			3988		490000	710		101000
80	05/01/26	TIF 2017-1 Interest	210,360.63			3988		490000	720		101000
81	05/01/26	TIF 2017-1 Service Fees	625.00			3988		490000	740		101000
84	05/01/26	WS Bond 2019 Interest	51,401.25			6020		490000	720		101000
85	05/01/26	WS Bond 2019 Service Fees	450.00			6020		490000	740		101000
87	05/01/26	WS Bond 2012 Interest	53,689.38			6020		490000	720		101000
88	05/01/26	WS Bond 2012 Service Fees	450.00			6020		490000	740		101000
89	05/01/26	RIB 2024 Principal	365,000.00			3398		490000	710		101000
90	05/01/26	RIB 2024 Interest	332,000.00			3398		490000	720		101000
91	05/01/26	RIB 2024 Service Fees	625.00			3398		490000	740		101000
		Total for Vendor:	**19210,732.54**								
131702		38 STRATA CORPORATION	1,030.00								
1	04/07/26	TRANSFER BASE	1,030.00			1000		430002	392		101000
1981											
		Total for Vendor:	**1,030.00**								
131698	C	176 SUMMIT FIRE PROTECTION	413.00								
4/1/26-3/31/27											
1	04/05/26	CH - ALARM MONITORING	413.00			1000		455000	428		101000
3998409											
		Total for Vendor:	**413.00**								
131513	C	3360 SUNSET LAW ENFORCEMENT	8,838.00								
1	03/19/26	TAP training ammo	8,838.00			1000		421000	987		101000
0013102-IN											
		Total for Vendor:	**8,838.00**								
131581	C	733 SWANSTON EQUIPMENT CORP	70,799.26								
1	04/02/26	2026 BOBCAT UW56 - INS PMT	31,933.00			1000		430000	322		101000
E11567											
2	04/02/26	2026 BOBCAT UW56 - ST PMT	38,866.26			1000		430000	870		101000
E11567											

* ... Over spent expenditure

Claim/ Line #	Check	Vendor #/Name/ Invoice #/Inv Date/Description	Document $/ Line $	Disc $	PO #	Fund	Org	Acct	Object	Proj	Cash Account
131582	C	733 SWANSTON EQUIPMENT CORP	348.80								
1	04/02/26	FILTERS	348.80			1000		430000	427		101000
P22427											
131663	C	733 SWANSTON EQUIPMENT CORP	6,371.73								
1	04/10/26	ENGINE/PRIMARY AIR	1,049.47			1000		430000	427		101000
P22628											
2	04/15/26	BOBCAT- DAMAGE ESTIMATE	561.33			1000		430000	422		101000
W51282											
3	04/03/26	ENGINE/PRIMARY AIR	361.90			1000		430000	427		101000
P22451											
4	04/13/26	#5447 BOOM REPLACEMENT	4,399.03			1000		430001	322		101000
W51248											
		Total for Vendor:	**77,519.79**								
131716		999999 TERRY JOHNSON	56.05								
1	03/03/26	MAILBOX REPAIR REIMBURSEMENT	56.05			1000		430000	444		101000
		Total for Vendor:	**56.05**								
131659		1900 THE UPS STORE #5998	11.97								
1	03/31/25	LAMINATING	11.97			6025		450000	360		101000
0021591											
		Total for Vendor:	**11.97**								
131646	C	3352 TITAN MACHINERY - FARGO	332.10								
1	04/09/26	#5800 THRUST/SPINDLES	293.94			1000		430002	427		101000
PS1135201-1											
2	04/09/26	#5800 SEAL LIP	25.16			1000		430002	427		101000
PS1134467-1											
3	04/14/26	#5800 BEARING FLANGE	13.00			1000		430002	427		101000
PS1140705-1											
		Total for Vendor:	**332.10**								

* ... Over spent expenditure

Claim/ Line #	Check	Vendor #/Name/ Invoice #/Inv Date/Description	Document $/ Line $	Disc $	PO #	Fund	Org	Acct	Object	Proj	Cash Account
131678		1062 TRACY HAUGEN	158.00								
1	04/14/26	tyler conf - meal reimb	158.00			1000		421000	340		101000
		Total for Vendor:	**158.00**								
131551	C	5718 TRAUMA MATTERS, PLLC	1,400.00								
1	04/10/26	march 2026 Pd wellness visits	1,400.00			1000		421000	387		101000
72											
131603	C	5718 TRAUMA MATTERS, PLLC	2,414.42								
1	04/10/26	FD March Wellness visits	2,414.42			2060		415200	996		101000
71											
		Total for Vendor:	**3,814.42**								
131547	C	2951 TYLER TECHNOLOGIES, INC	889.25								
1	020-170652 04/01/26	OTC & Portal	889.25			1000		412000	740		101000
020-170652											
		Total for Vendor:	**889.25**								
131552	C	3668 VERIZON WIRELESS	40.04								
1	03/02/26	march 2026 river sensors	40.04			6020		450000	345		101000
6139957388											
131681	C	3668 VERIZON WIRELESS	11,152.41								
1	03/08/26	march 2026 - city admin	158.02			1000		414000	356		101000
6140466854											
2	03/08/26	march 2026 - finance	39.49			1000		414100	356		101000
6140466854											
3	03/08/26	march 26-ch assessing hot spot	40.01			1000		414101	356		101000
6140466854											
4	03/08/26	march 2026 - econ development	79.01			1000		414102	356		101000
6140466854											
5	03/08/26	march 2026 - HR	197.51			1000		414103	356		101000
6140466854											
6	03/08/26	march 2026 - IT	319.48			1000		414104	356		101000
6140466854											
7	03/08/26	march 2026 - engineering	403.55			1000		414200	356		101000
6140466854											

* ... Over spent expenditure

Claim/ Line #	Check	Vendor #/Name/ Invoice #/Inv Date/Description	Document $/ Line $	Disc $	PO #	Fund	Org	Acct	Object	Proj	Cash Account
8	03/08/26	march 2026 - commission	197.45			1000		415000	356		101000
6140466854											
9	03/08/26	march 2026 - wellness room	1.32			1000		415000	497		101000
6140466854											
10	03/08/26	march 2026 - communication	79.04			1000		415000	356		101000
6140466854											
11	03/08/26	march 2026 - planning	237.03			1000		418000	356		101000
6140466854											
12	03/08/26	march 2026 - pd cell(.1)	3,799.48			1000		421000	356		101000
6140466854											
13	03/08/26	march 2026 - pd bait(.10)	39.52			1000		421000	356		101000
6140466854											
14	03/08/26	march 2026 - pd passport(.11)	315.92			1000		421000	356		101000
6140466854											
15	03/08/26	march 2026 - pd 4sight(.12)	78.98			1000		421000	356		101000
6140466854											
16	03/08/26	march 2026 - pd mdc(.2)	120.03			1000		421000	356		101000
6140466854											
17	03/08/26	march 2026-pd cradle point(.3)	830.42			1000		421000	356		101000
6140466854											
18	03/08/26	march 2026 - pd pole cams(.7)	40.01			1000		421000	356		101000
6140466854											
19	03/08/26	march 26-pd invest trailer(.8)	80.02			1000		421000	356		101000
6140466854											
20	03/08/26	03/26-new CP router(21)pd(.13)	150.10			1000		421000	356		101000
6140466854											
21	03/08/26	march 26-pw street/electrical	126.42			1000		430000	356		101000
6140466854											
22	03/08/26	march 2026 - pw row	39.52			1000		430001	356		101000
6140466854											
23	03/08/26	march 2026 - pw	442.46			1000		450000	356		101000
6140466854											
24	03/08/26	march 2026 - pw B & G	200.21			1000		455000	356		101000
6140466854											
25	03/08/26	march 2026 - fire	1,048.50			2060		415200	356		101000
6140466854											
26	03/08/26	march 2026 - fire drone	1.32			2060		415200	356		101000
6140466854											

* ... Over spent expenditure

Claim/ Line #	Check	Invoice	Vendor #/Name/ #/Inv Date/Description	Document $/ Line $	Disc $	PO #	Fund	Org	Acct	Object	Proj	Cash Account
27	03/08/26	6140466854	march 2026 - pw forestry	157.99			2210		428000	356		101000
28	03/08/26	6140466854	march 2026 - pw sanitation	532.73			6010		450200	356		101000
29	03/08/26	6140466854	march 2026 - pw water	325.37			6020		450000	356		101000
30	03/08/26	6140466854	march 2026 - pw sewer	882.97			6025		450000	356		101000
31	03/08/26	6140466854	march 2026 - library	188.53			7000		411600	356		101000
			Total for Vendor:	**11,192.45**								
131762	E		3212 VISA ADMINISTRATION	381.08								
1	CC-1998		03/05/26 2026 Annual Awards - Bernie	90.00			1000		202200			101000
FMWF CHAMBER OF COMMERCE					CC Accounting: 1000-		-415000-340					
2	CC-1998		03/17/26 Hotel for NDLC - Dustin	220.00			1000		202200			101000
ASTORIA HOTEL & EVENT CENTER					CC Accounting: 1000-		-414000-340					
3	CC-1998		03/20/26 Liquor Control Board meeting	6.08			1000		202200			101000
COLUMN SOFTWARE PBC					CC Accounting: 1000-		-415000-343					
4	CC-1998		03/31/26 2026 Voices of Vision - Berni	65.00			1000		202200			101000
FMWF CHAMBER OF COMMERCE					CC Accounting: 1000-		-415000-340					
			Total for Vendor:	**381.08**								
131763	E		2437 VISA ASSESSING	179.00								
1	CC-2000		03/03/26 Annual subscription	179.00			1000		202200			101000
RealtyRates.com					CC Accounting: 1000-		-414101-497					
MISC CLAIM VENDOR												
			Total for Vendor:	**179.00**								
131764	E		3706 VISA COMMUNICATIONS	1,052.07								
1	CC-1999		03/06/26 Voices of Vision- Molly/Rache	130.00			1000		202200			101000
FMWF CHAMBER OF COMMERCE					CC Accounting: 1000-		-416200-340					
2	CC-1999		03/16/26 Public notice	39.52			1000		202200			101000
COLUMN SOFTWARE PBC					CC Accounting: 1000-		-416200-602					
3	CC-1999		03/16/26 Public notice	34.20			1000		202200			101000
COLUMN SOFTWARE PBC					CC Accounting: 1000-		-416200-602					
4	CC-1999		03/16/26 Public notice	28.12			1000		202200			101000
COLUMN SOFTWARE PBC					CC Accounting: 1000-		-416200-602					

* ... Over spent expenditure

Claim/ Line #	Check / Invoice	Vendor #/Name/ #/Inv Date/Description	Document $/ Line $	Disc $	PO #	Fund Org Acct	Object	Proj	Cash Account
5	CC-1999 03/16/26	Annual membership-Molly/Rache	800.00			1000 202200			101000
3CMA				CC Accounting: 1000-		-416200-667			
MISC CLAIM VENDOR									
6	CC-1999 03/31/26	Job Ads - HR	20.23			1000 202200			101000
Facebook/Meta				CC Accounting: 1000-		-414103-399			
MISC CLAIM VENDOR									
		Total for Vendor:	**1,052.07**						
131765	E	3693 VISA ENGINEERING	1,818.16						
1	CC-2001 03/01/26	Car washes	35.00			1000 202200			101000
CIRCLE K				CC Accounting: 1000-		-414200-420			
2	CC-2001 03/10/26	Hotel for NDDOT Transp Conf	110.00			1000 202200			101000
Everspring Inn - Jim Mohr				CC Accounting: 1000-		-414200-340			
MISC CLAIM VENDOR									
3	CC-2001 03/10/26	Hotel for NDDOT Transp Conf	110.00			1000 202200			101000
Everspring Inn - Dan Hanson				CC Accounting: 1000-		-414000-340			
MISC CLAIM VENDOR									
4	CC-2001 03/10/26	Hotel for NDDOT Transp Conf	110.00			1000 202200			101000
Everspring Inn - Paul Bervik				CC Accounting: 1000-		-414200-340			
MISC CLAIM VENDOR									
5	CC-2001 03/10/26	Hotel for NDDOT Transp Conf	110.00			1000 202200			101000
Everspring Inn - Brandon Bahr				CC Accounting: 1000-		-414200-340			
MISC CLAIM VENDOR									
6	CC-2001 03/11/26	Gas for conference in Bismarc	35.81			1000 202200			101000
SHELL				CC Accounting: 1000-		-414200-340			
7	CC-2001 03/13/26	Online training - Oliver	320.00			1000 202200			101000
UNIVERSITY OF MINNESOTA				CC Accounting: 1000-		-414200-340			
8	CC-2001 03/13/26	Online training - Oliver	565.00			1000 202200			101000
ATSSA				CC Accounting: 1000-		-414200-340			
MISC CLAIM VENDOR									
9	CC-2001 03/13/26	Membership - Troy O	148.75			1000 202200			101000
NDSPLS				CC Accounting: 1000-		-414200-667			
10	CC-2001 03/26/26	Dist 3009 - ad for bids	273.60			4225 202200			101000
COLUMN SOFTWARE PBC				CC Accounting: 4225-		-480000-343			
		Total for Vendor:	**1,818.16**						

* ... Over spent expenditure

Claim/ Line #	Check	Vendor #/Name/ Invoice #/Inv Date/Description	Document $/ Line $	Disc $	PO #	Fund Org Acct	Object	Proj	Cash Account
131766	E	2436 VISA FINANCE	220.00						
1	CC-1994	03/17/26 Hotel for League of Cities	220.00			1000 202200			101000
Willy				CC Accounting: 1000-		-414100-340			
ASTORIA HOTEL & EVENT CENTER									
		Total for Vendor:	**220.00**						
131767	E	4335 VISA HUMAN RESOURCES	1,088.16						
1	CC-1997	03/12/26 Refund for annual subscriptio	-174.25			1000 202200			101000
ScreenCloud				CC Accounting: 1000-		-414103-497			
MISC CLAIM VENDOR									
2	CC-1997	03/23/26 Annual membership - Nathan	299.00			1000 202200			101000
SHRM				CC Accounting: 1000-		-414103-667			
3	CC-1997	03/24/26 ChatGPT subscription - Nathan	5.52			1000 202200			101000
OPENAI LLC				CC Accounting: 1000-		-414103-497			
4	CC-1997	03/24/26 ChatGPT subscription - Nick	5.52			1000 202200			101000
OPENAI LLC				CC Accounting: 1000-		-414000-497			
5	CC-1997	03/24/26 ChatGPT subscriptions - PW	11.05			1000 202200			101000
Scott Tiffany / Brian Matzke				CC Accounting: 1000-		-450000-497			
OPENAI LLC									
6	CC-1997	03/24/26 ChatGPT subscription - Haider	5.52			1000 202200			101000
OPENAI LLC				CC Accounting: 1000-		-414104-497			
7	CC-1997	03/27/26 Annual subscription	780.00			1000 202200			101000
Scribe				CC Accounting: 1000-		-414103-418			
MISC CLAIM VENDOR									
8	CC-1997	03/30/26 ChatGPT subscription - Nathan	31.16			1000 202200			101000
OPENAI LLC				CC Accounting: 1000-		-414103-497			
9	CC-1997	03/30/26 ChatGPT subscription - Nick	31.16			1000 202200			101000
OPENAI LLC				CC Accounting: 1000-		-414000-497			
10	CC-1997	03/30/26 ChatGPT subscriptions - PW	62.32			1000 202200			101000
Scott Tiffany / Brian Matzke				CC Accounting: 1000-		-450000-497			
OPENAI LLC									
11	CC-1997	03/30/26 ChatGPT subscription - Haider	31.16			1000 202200			101000
OPENAI LLC				CC Accounting: 1000-		-414104-497			
		Total for Vendor:	**1,088.16**						

* ... Over spent expenditure

Claim/ Line #	Check / Invoice	Vendor #/Name/ #/Inv Date/Description	Document $/ Line $	Disc $	PO #	Fund Org Acct	Object	Proj	Cash Account
131768	E	5092 VISA IT 2	4,029.76						
1	CC-1996	03/10/26 Test subscription - 1 month	8.00			1000 -414104-497	202200		101000
OPENAI LLC				CC Accounting: 1000-					
2	CC-1996	03/23/26 Certificate renewal	22.19			1000 -414104-497	202200		101000
GODADDY LLC				CC Accounting: 1000-					
3	CC-1996	03/25/26 RMA shipping sensitive equip	399.61			1000 -414104-497	202200		101000
THE UPS STORE #6740				CC Accounting: 1000-					
4	CC-1996	03/31/26 TVs for PD training conf room	3,599.96			1000 -421000-497	202200		101000
COSTCO WHOLESALE #1119				CC Accounting: 1000-					
		Total for Vendor:	**4,029.76**						
131600	E	3161 VISA LIBRARY #1	598.67						
1	CC-1987	03/05/26 CREATIVE CLOUD PRO SUBSCRIP	388.67			7000 -411600-389	202200		101000
MISC CLAIM VENDOR				CC Accounting: 7000-					
2	CC-1987	03/09/26 BED BUG SUPPLIES	51.29			7000 -411600-410	202200		101000
AMAZON CAPITAL SERVICES				CC Accounting: 7000-					
3	CC-1987	03/12/26 AA BATTERIES	19.95			7000 -411600-410	202200		101000
AMAZON CAPITAL SERVICES				CC Accounting: 7000-					
4	CC-1987	03/12/26 REPLC BATTERY/FOLDERS	38.76			7000 -411600-410	202200		101000
AMAZON CAPITAL SERVICES				CC Accounting: 7000-					
5	CC-1987	03/25/26 LEASE FOR WATER MACHINES	100.00			7000 -411600-410	202200		101000
MISC CLAIM VENDOR				CC Accounting: 7000-					
		Total for Vendor:	**598.67**						
131602	E	3162 VISA LIBRARY #2	29.98						
1	CC-1988	03/06/26 SEED LIBRARY	29.98			7000 -411600-649	202200		101000
MICHAELS STORE #4818				CC Accounting: 7000-					
		Total for Vendor:	**29.98**						
131604	E	4576 VISA LIBRARY #3	223.53						
1	CC-1989	03/18/26 SUPERFAN GIFTCARD	30.00			7000 -411600-689	202200		101000
MICHAELS STORE #4818				CC Accounting: 7000-					
2	CC-1989	03/18/26 STAFF GIFTCARDS	60.00			7000 -411600-340	202200		101000
FAMILY FARE				CC Accounting: 7000-					
3	CC-1989	03/18/26 SUPERFAN GIFTCARDS	30.00			7000 -411600-689	202200		101000
FAMILY FARE				CC Accounting: 7000-					

* ... Over spent expenditure

Claim/ Line #	Check / Invoice	Vendor #/Name/ #/Inv Date/Description	Document $/ Line $	Disc $	PO #	Fund Org Acct	Object	Proj	Cash Account
4	CC-1989	03/18/26 STAFF GIFTCARDS	60.00			7000 202200			101000
CASEY'S GENREAL STORE #3370				CC Accounting: 7000-		-411600-340			
5	CC-1989	03/31/26 MARCH ADVERTISING	43.53			7000 202200			101000
MISC CLAIM VENDOR				CC Accounting: 7000-		-411600-689			
		Total for Vendor:	**223.53**						
131769	E	2438 VISA PLANNING	10.00						
1	CC-1995	03/01/26 Car washes	10.00			1000 202200			101000
CIRCLE K				CC Accounting: 1000-		-418000-420			
		Total for Vendor:	**10.00**						
131565	E	2435 VISA POLICE #1	3,292.00						
1	CC-1986	03/09/26 funeral flowers	105.21			1000 202200			101000
MISC CLAIM VENDOR				CC Accounting: 1000-		-421000-375			
2	CC-1986	03/17/26 flight protection for 3	40.00			1000 202200			101000
TRAVELOCITY				CC Accounting: 1000-		-421000-340			
3	CC-1986	03/17/26 flight taxes	213.24			1000 202200			101000
TRAVELOCITY				CC Accounting: 1000-		-421000-340			
4	CC-1986	03/17/26 flight tyler conf. - anderson	808.40			1000 202200			101000
DELTA AIR				CC Accounting: 1000-		-421000-340			
5	CC-1986	03/17/26 flight tyler conf. - haugen	808.40			1000 202200			101000
DELTA AIR				CC Accounting: 1000-		-421000-340			
6	CC-1986	03/17/26 flight tyler conf. - symonds	808.40			1000 202200			101000
DELTA AIR				CC Accounting: 1000-		-421000-340			
7	CC-1986	03/20/26 rifle maintenance	508.35			1000 202200			101000
BROWNELLS				CC Accounting: 1000-		-421000-987			
		Total for Vendor:	**3,292.00**						
131566	E	3233 VISA POLICE #2	2,655.99						
1	CC-1985	03/12/26 online training - gomez	25.00			1000 202200			101000
MACIA-MN ASSO OF CRININAL INTEL ANALYSTS				CC Accounting: 1000-		-421000-340			
2	CC-1985	03/16/26 credit canceled flight	-243.20			1000 202200			101000
DELTA AIR				CC Accounting: 1000-		-421000-340			
3	CC-1985	03/16/26 credit canceled flight	-243.20			1000 202200			101000
DELTA AIR				CC Accounting: 1000-		-421000-340			
4	CC-1985	03/17/26 tyler conf. resort fee-anders	236.96			1000 202200			101000
MISC CLAIM VENDOR				CC Accounting: 1000-		-421000-340			

* ... Over spent expenditure

Claim/ Line #	Check / Invoice	Vendor #/Name/ #/Inv Date/Description	Document $/ Line $	Disc $	PO #	Fund Org Acct	Object	Proj	Cash Account
5	CC-1985 03/17/26	tyler conf. resort fee-haugen	236.96			1000 202200			101000
MISC CLAIM VENDOR				CC Accounting: 1000-		-421000-340			
6	CC-1985 03/17/26	tyler conf. resort fee-symond	236.96			1000 202200			101000
MISC CLAIM VENDOR				CC Accounting: 1000-		-421000-340			
7	CC-1985 03/18/26	tyler conf. lodge fee-anderso	592.66			1000 202200			101000
MISC CLAIM VENDOR				CC Accounting: 1000-		-421000-340			
8	CC-1985 03/18/26	tyler conf. lodge fee-haugen	592.66			1000 202200			101000
MISC CLAIM VENDOR				CC Accounting: 1000-		-421000-340			
9	CC-1985 03/18/26	tyler conf. lodge fee-symonds	592.96			1000 202200			101000
MISC CLAIM VENDOR				CC Accounting: 1000-		-421000-340			
10	CC-1985 03/22/26	march - K9 medical insurance	371.10			1000 202200			101000
MISC CLAIM VENDOR				CC Accounting: 1000-		-421000-915			
11	CC-1985 03/24/26	peer support - fruit	37.13			1000 202200			101000
COSTCO WHOLESALE #1119				CC Accounting: 1000-		-421000-375			
12	CC-1985 03/27/26	IACP reg fee - runcorn	220.00			1000 202200			101000
IACP				CC Accounting: 1000-		-421000-340			
		Total for Vendor:	**2,655.99**						
131567	E 3234	VISA POLICE #3	2,259.94						
1	CC-1984 03/06/26	Labby grooming	143.75			1000 202200			101000
SIT. STAY. SPA.				CC Accounting: 1000-		-421000-915			
2	CC-1984 03/10/26	CPA bakery	25.97			1000 202200			101000
FAMILY FARE				CC Accounting: 1000-		-421000-375			
3	CC-1984 03/14/26	ILEETA conf, flight - werner	447.20			1000 202200			101000
AMERICAN AIRLINES				CC Accounting: 1000-		-421000-340			
4	CC-1984 03/14/26	ILEETA conf, bag - werner	35.00			1000 202200			101000
AMERICAN AIRLINES				CC Accounting: 1000-		-421000-340			
5	CC-1984 03/14/26	ILEETA conf, bag - kane	35.00			1000 202200			101000
AMERICAN AIRLINES				CC Accounting: 1000-		-421000-340			
6	CC-1984 03/14/26	ILEETA conf, flight - kane	447.20			1000 202200			101000
AMERICAN AIRLINES				CC Accounting: 1000-		-421000-340			
7	CC-1984 03/15/26	ILEETA conf, lodging - werner	150.84			1000 202200			101000
MISC CLAIM VENDOR				CC Accounting: 1000-		-421000-340			
8	CC-1984 03/16/26	ILEETA conf, lodging - kane	150.84			1000 202200			101000
MISC CLAIM VENDOR				CC Accounting: 1000-		-421000-340			
9	CC-1984 03/17/26	K9 thor - balls	93.93			1000 202200			101000
RAY ALLEN MANUFACTURING				CC Accounting: 1000-		-421000-915			

* ... Over spent expenditure

Claim/ Line #	Check / Invoice	Vendor #/Name/ #/Inv Date/Description	Document $/ Line $	Disc $	PO #	Fund Org Acct	Object	Proj	Cash Account
10	CC-1984 03/16/26	credit kane lodging ILEETA	-150.84			1000 202200			101000
MISC CLAIM VENDOR				CC Accounting: 1000-		-421000-340			
11	CC-1984 03/21/26	gun rack mount	35.18			1000 202200			101000
AMAZON CAPITAL SERVICES				CC Accounting: 1000-		-421000-610			
12	CC-1984 03/23/26	fuel training t johnson	48.66			1000 202200			101000
MISC CLAIM VENDOR				CC Accounting: 1000-		-421000-340			
13	CC-1984 03/25/26	fuel training t johnson	39.27			1000 202200			101000
CENEX ZIP TRIP #66				CC Accounting: 1000-		-421000-340			
14	CC-1984 03/26/26	bakery for church ladies	10.98			1000 202200			101000
FAMILY FARE				CC Accounting: 1000-		-421000-375			
15	CC-1984 03/31/26	CPA bakery	11.96			1000 202200			101000
FAMILY FARE				CC Accounting: 1000-		-421000-375			
16	CC-1984 04/01/26	wellness conf reg for 2	700.00			1000 202200			101000
MISC CLAIM VENDOR				CC Accounting: 1000-		-421000-340			
17	CC-1984 04/01/26	NTOA membership - carr	35.00			1000 202200			101000
NTOA - NATIONAL TACTICAL OFFICERS ASSOCI				CC Accounting: 1000-		-421000-667			
		Total for Vendor:	**2,259.94**						
131568	E	3244 VISA POLICE #4	518.36						
1	CC-1983 03/03/26	supervisor trning - t johnso	372.41			1000 202200			101000
PRICELINE				CC Accounting: 1000-		-421000-340			
2	CC-1983 03/02/26	supervisor trning,lodge/booki	17.99			1000 202200			101000
PRICELINE				CC Accounting: 1000-		-421000-340			
3	CC-1983 03/03/26	online training, melting	310.00			1000 202200			101000
MISC CLAIM VENDOR				CC Accounting: 1000-		-421000-340			
4	CC-1983 03/10/26	shot show - credit runcorn	-180.00			1000 202200			101000
MISC CLAIM VENDOR				CC Accounting: 1000-		-421000-340			
5	CC-1983 03/10/26	shot show - credit k johnson	-180.00			1000 202200			101000
MISC CLAIM VENDOR				CC Accounting: 1000-		-421000-340			
6	CC-1983 03/19/26	church ladies bakery	11.98			1000 202200			101000
FAMILY FARE				CC Accounting: 1000-		-421000-375			
7	CC-1983 03/24/26	CPA bakery	16.98			1000 202200			101000
FAMILY FARE				CC Accounting: 1000-		-421000-375			
8	CC-1983 03/29/26	Evink, lodging to Alabama	149.00			1000 202200			101000
MISC CLAIM VENDOR				CC Accounting: 1000-		-421000-340			
		Total for Vendor:	**518.36**						

* ... Over spent expenditure

Claim/ Line #	Check / Invoice	Vendor #/Name/ #/Inv Date/Description	Document $/ Line $	Disc $	PO #	Fund Org Acct	Object	Proj	Cash Account
131569	E	4300 VISA POLICE #5	277.07						
1	CC-1982	03/02/26 facebook hire boost	9.00			1000 202200			101000
MISC CLAIM VENDOR				CC Accounting: 1000-		-421000-205			
2	CC-1982	03/02/26 license - salter	45.00			1000 202200			101000
ND POST BOARD				CC Accounting: 1000-		-421000-829			
3	CC-1982	03/04/26 facebook hire boost	9.00			1000 202200			101000
MISC CLAIM VENDOR				CC Accounting: 1000-		-421000-205			
4	CC-1982	03/04/26 church ladies - patches	9.98			1000 202200			101000
FAMILY FARE				CC Accounting: 1000-		-421000-375			
5	CC-1982	03/16/26 facebook hire boost	3.76			1000 202200			101000
MISC CLAIM VENDOR				CC Accounting: 1000-		-421000-205			
6	CC-1982	03/17/26 CPA bakery	14.49			1000 202200			101000
FAMILY FARE				CC Accounting: 1000-		-421000-375			
7	CC-1982	03/19/26 online training - gomez	25.00			1000 202200			101000
MACIA-MN ASSO OF CRININAL INTEL ANALYSTS				CC Accounting: 1000-		-421000-340			
8	CC-1982	03/18/26 pkg returned	17.84			1000 202200			101000
FEDERAL EXPRESS				CC Accounting: 1000-		-421000-661			
9	CC-1982	03/20/26 SOS notary renewal - williams	36.00			1000 202200			101000
ND SECRETARY OF STATE				CC Accounting: 1000-		-421000-667			
10	CC-1982	03/20/26 SOS notary renewal - schweyen	36.00			1000 202200			101000
ND SECRETARY OF STATE				CC Accounting: 1000-		-421000-667			
11	CC-1982	03/20/26 membership NTOA - carlson	35.00			1000 202200			101000
NTOA - NATIONAL TACTICAL OFFICERS ASSOCI				CC Accounting: 1000-		-421000-667			
12	CC-1982	03/28/26 facebook hire boost	9.00			1000 202200			101000
MISC CLAIM VENDOR				CC Accounting: 1000-		-421000-205			
13	CC-1982	03/29/26 facebook hire boost	9.00			1000 202200			101000
MISC CLAIM VENDOR				CC Accounting: 1000-		-421000-205			
14	CC-1982	03/31/26 facebook hire boost	9.00			1000 202200			101000
MISC CLAIM VENDOR				CC Accounting: 1000-		-421000-205			
15	CC-1982	04/02/26 facebook hire boost	9.00			1000 202200			101000
MISC CLAIM VENDOR				CC Accounting: 1000-		-421000-205			
		Total for Vendor:	**277.07**						

* ... Over spent expenditure

Claim/ Line #	Check Invoice	Vendor #/Name/ #/Inv Date/Description	Document $/ Line $	Disc $	PO #	Fund Org Acct	Object	Proj	Cash Account
131571	E	4301 VISA POLICE #6	268.50						
1	CC-1981	03/08/26 LETA fuel - Adigun	40.00			1000 -421000-340	202200		101000
STAMART #1224				CC Accounting: 1000-					
2	CC-1981	03/13/26 LETA fuel - Adigun	45.00			1000 -421000-340	202200		101000
STAMART #1224				CC Accounting: 1000-					
3	CC-1981	03/15/26 LETA fuel - Adigun	13.08			1000 -421000-340	202200		101000
MISC CLAIM VENDOR				CC Accounting: 1000-					
4	CC-1981	03/17/26 LETA fuel - Adigun	62.96			1000 -421000-340	202200		101000
TRI-ENERGY COOPERATIVE #76				CC Accounting: 1000-					
5	CC-1981	03/26/26 LETA fuel - Adigun	40.00			1000 -421000-340	202200		101000
HOLIDAY STATIONSTORE				CC Accounting: 1000-					
6	CC-1981	03/27/26 LETA fuel - Adigun	25.18			1000 -421000-340	202200		101000
TRI-ENERGY COOPERATIVE #76				CC Accounting: 1000-					
7	CC-1981	03/29/26 LETA fuel - Adigun	42.28			1000 -421000-340	202200		101000
MISC CLAIM VENDOR				CC Accounting: 1000-					
		Total for Vendor:	**268.50**						
131623	E	2423 VISA PUBLIC WORKS #1	3,144.39						
1	CC-1991	03/03/26 SAFETY VESTS/GLASSES - ST	322.21			1000 -430000-639	202200		101000
INDUSTRIAL SAFETY, LLC				CC Accounting: 1000-					
2	CC-1991	03/03/26 SAFETY VESTS/GLASSES- SW	322.21			6025 -450000-639	202200		101000
INDUSTRIAL SAFETY, LLC				CC Accounting: 6025-					
3	CC-1991	03/03/26 SAFETY VEST/GLASSES - WA	322.21			6020 -450000-639	202200		101000
INDUSTRIAL SAFETY, LLC				CC Accounting: 6020-					
4	CC-1991	03/03/26 SAFETY VESTS/GLASSES - RW	322.21			1000 -430001-639	202200		101000
INDUSTRIAL SAFETY, LLC				CC Accounting: 1000-					
5	CC-1991	03/03/26 SAFETY VESTS/GLASSES - BG	322.21			1000 -455000-639	202200		101000
INDUSTRIAL SAFETY, LLC				CC Accounting: 1000-					
6	CC-1991	03/03/26 SAFETY VESTS/GLASSES - SA	322.19			6010 -450200-639	202200		101000
INDUSTRIAL SAFETY, LLC				CC Accounting: 6010-					
7	CC-1991	03/03/26 MEMBERSHIP RENEWAL	218.00			2210 -428000-340	202200		101000
ISA MEMBERSHIP				CC Accounting: 2210-					
8	CC-1991	03/02/26 #5011 TITLE & REGISTRATION	147.30			6010 -450200-610	202200		101000
DMV FARGO BRANCH				CC Accounting: 6010-					
9	CC-1991	03/06/26 ARBORFEST REGISTRATION	268.00			2210 -428000-340	202200		101000
MISC CLAIM VENDOR				CC Accounting: 2210-					

* ... Over spent expenditure

Claim/ Line #	Check / Invoice	Vendor #/Name/ #/Inv Date/Description	Document $/ Line $	Disc $	PO #	Fund Org Acct	Object	Proj	Cash Account
10	CC-1991 03/11/26	SHIPPING	11.70			6025 202200			101000
USPS				CC Accounting: 6025-		-450000-360			
11	CC-1991 03/11/26	STAMPS	156.00			6020 202200			101000
USPS				CC Accounting: 6020-		-450000-661			
12	CC-1991 03/11/26	RETURN - SW	-189.99			6025 202200			101000
NORTHERN TOOL & EQUIPMENT				CC Accounting: 6025-		-450000-870			
13	CC-1991 03/11/26	RETURN - RW	-189.99			1000 202200			101000
NORTHERN TOOL & EQUIPMENT				CC Accounting: 1000-		-430001-870			
14	CC-1991 03/14/26	WIDESPREAD ELECTRICAL	193.49			6020 202200			101000
MISC CLAIM VENDOR				CC Accounting: 6020-		-450000-438			
15	CC-1991 03/16/26	SOCKETS	43.06			1000 202200			101000
HARBOR FREIGHT TOOLS				CC Accounting: 1000-		-455000-432			
16	CC-1991 03/16/26	SOCKETS-RET-CHARGED TAX	-43.06			1000 202200			101000
HARBOR FREIGHT TOOLS				CC Accounting: 1000-		-455000-432			
17	CC-1991 03/16/26	SOCKETS REPURCHASE	39.96			4188 202200			101000
HARBOR FREIGHT TOOLS				CC Accounting: 4188-		-480000-670			
18	CC-1991 03/18/26	S GRAVALIN LICENSE RENEWAL	25.00			1000 202200			101000
ND STATE ELECTRICAL BOARD				CC Accounting: 1000-		-430000-667			
19	CC-1991 03/17/26	SOP ALLBRADLE	156.68			1000 202200			101000
RADWELL INTERNATIONAL				CC Accounting: 1000-		-430002-392			
20	CC-1991 03/27/26	TRAINING - L PORTER	225.00			1000 202200			101000
AMERICAN PUBLIC WORKS ASSOCIATION				CC Accounting: 1000-		-455000-340			
21	CC-1991 03/27/26	TRAINING - D STOTZ	150.00			1000 202200			101000
AMERICAN PUBLIC WORKS ASSOCIATION				CC Accounting: 1000-		-455000-340			
		Total for Vendor:	**3,144.39**						
131632	E	4256 VISA PUBLIC WORKS #2	2,902.52						
1	CC-1992 03/03/26	RAPID PLAN - ST	399.67			1000 202200			101000
INVARION				CC Accounting: 1000-		-430000-497			
2	CC-1992 03/03/26	RAPID PLAN - WA	399.67			6020 202200			101000
INVARION				CC Accounting: 6020-		-450000-497			
3	CC-1992 03/03/26	RAPID PLAN - SW	399.66			6025 202200			101000
INVARION				CC Accounting: 6025-		-450000-497			
4	CC-1992 03/06/26	US FLAGS	494.56			1000 202200			101000
MISC CLAIM VENDOR				CC Accounting: 1000-		-430001-497			
5	CC-1992 03/11/26	VEH TITLE	25.00			1000 202200			101000
DMV FARGO BRANCH				CC Accounting: 1000-		-414104-610			

* ... Over spent expenditure

Claim/ Line #	Check / Invoice	Vendor #/Name/ #/Inv Date/Description	Document $/ Line $	Disc $	PO #	Fund Org Acct	Object	Proj	Cash Account
6	CC-1992 03/11/26	#8401 VEH TITLE	48.50			6010 202200			101000
		DMV FARGO BRANCH		CC Accounting:	6010-	-450200-870			
7	CC-1992 03/17/26	KEYENECE CORP	698.50			6025 202200			101000
		MISC CLAIM VENDOR		CC Accounting:	6025-	-450000-825			
8	CC-1992 03/19/26	FORESTRY SUPPLIES	74.97			2210 202200			101000
		SHERRILLTREE DBA VERTICAL SUPPLY GROUP		CC Accounting:	2210-	-428000-432			
9	CC-1992 03/20/26	VEHICLE TITLE - SW	22.75			6025 202200			101000
		DMV FARGO BRANCH		CC Accounting:	6025-	-450000-870			
10	CC-1992 03/20/26	VEHICLE TITLE - RW	22.75			1000 202200			101000
		DMV FARGO BRANCH		CC Accounting:	1000-	-430001-870			
11	CC-1992 03/24/26	FORESTRY TOOLS	279.96			2210 202200			101000
		SHERRILLTREE DBA VERTICAL SUPPLY GROUP		CC Accounting:	2210-	-428000-432			
12	CC-1992 03/31/26	SA - TRAVEL FUEL	36.53			6010 202200			101000
		MISC CLAIM VENDOR		CC Accounting:	6010-	-450200-340			
		Total for Vendor:	**2,902.52**						
131633	E	4625 VISA PUBLIC WORKS #3	1,414.25						
1	CC-1993 03/06/26	J BENEDICT - LODGING DEPOSIT	105.00			2210 202200			101000
		MISC CLAIM VENDOR		CC Accounting:	2210-	-428000-340			
2	CC-1993 03/06/26	R JENSEN - LODGING DEPOSIT	84.00			2210 202200			101000
		MISC CLAIM VENDOR		CC Accounting:	2210-	-428000-340			
3	CC-1993 03/11/26	WATER TESTING - J NOVACEK	51.25			6020 202200			101000
		ND DEPARTMENT OF ENVIRONMENTAL QUALITY		CC Accounting:	6020-	-450000-340			
4	CC-1993 03/11/26	WATER TESTING - J NOVACEK	51.25			6020 202200			101000
		ND DEPARTMENT OF ENVIRONMENTAL QUALITY		CC Accounting:	6020-	-450000-340			
5	CC-1993 03/11/26	WATER TESTING - R OLSON	51.25			6020 202200			101000
		ND DEPARTMENT OF ENVIRONMENTAL QUALITY		CC Accounting:	6020-	-450000-340			
6	CC-1993 03/11/26	WATER TESTING - L MOSSEAU	51.25			6025 202200			101000
		ND DEPARTMENT OF ENVIRONMENTAL QUALITY		CC Accounting:	6025-	-450000-340			
7	CC-1993 03/11/26	WATER TESTING - L MOSSEAU	51.25			6025 202200			101000
		ND DEPARTMENT OF ENVIRONMENTAL QUALITY		CC Accounting:	6025-	-450000-340			
8	CC-1993 03/11/26	WATER TESTING - D MISHESKI	51.25			6025 202200			101000
		ND DEPARTMENT OF ENVIRONMENTAL QUALITY		CC Accounting:	6025-	-450000-340			
9	CC-1993 03/11/26	WATER TESTING - D MISHESKI	51.25			6025 202200			101000
		ND DEPARTMENT OF ENVIRONMENTAL QUALITY		CC Accounting:	6025-	-450000-340			
10	CC-1993 03/12/26	FORESTRY - FLIGHTS	896.80			2210 202200			101000
		EXPEDIA.COM HEADQUARTERS		CC Accounting:	2210-	-428000-340			

* ... Over spent expenditure

Claim/ Line #	Check	Invoice	Vendor #/Name/ #/Inv Date/Description	Document $/ Line $	Disc $	PO #	Fund	Org	Acct	Object	Proj	Cash Account
11	CC-1993 03/13/26		J BENEDICT - LODGING CREDIT	-42.00			2210		202200			101000
MISC CLAIM VENDOR					CC Accounting: 2210-		-428000-340					
12	CC-1993 03/13/26		R JENSEN - LODGING CREDIT	-21.00			2210		202200			101000
MISC CLAIM VENDOR					CC Accounting: 2210-		-428000-340					
13	CC-1993 03/31/26		WATER TESTING FUEL	32.70			6020		202200			101000
SHELL					CC Accounting: 6020-		-450000-340					
			Total for Vendor:	**1,414.25**								
131710		1346	VISTO'S TRAILER SALES	157.97								
1	04/01/26		COMBO PINTLE	157.97			6020		450000	432		101000
166411												
			Total for Vendor:	**157.97**								
131643	C	544	WALLWORK TRUCK CENTER	327.40								
1	04/01/26	#4003	LED LIGHTS	59.54			6010		450200	427		101000
01P701090												
2	04/14/26		BRAKE CHAMBER	97.86			6020		450000	427		101000
01P702338												
3	04/06/26		BRAKE CHAMBERS	137.30			6010		450200	427		101000
01P702331												
4	04/02/26		PLUGS	32.70			6020		450000	427		101000
01P701601												
5	04/03/26	#7045	BRACKETS	806.36			4387		480000	427		101000
01P702046												
6	04/03/26	#7045	BRACKETS - RETURN	-806.36			4387		480000	427		101000
01P702047												
			Total for Vendor:	**327.40**								
131649		648	WEST FARGO AUTO BODY/GLASS	3,013.31								
1	04/23/26	#5306	TAILGATE REPAIR	3,013.31			1000		430001	322		101000
10779												
			Total for Vendor:	**3,013.31**								
131669	C	2184	WEST SIDE STEEL	1,733.34								
1	04/13/26		SHEET METAL	878.89			1000		430000	433		101000
14869												
2	04/09/26		SHEET METAL	768.33			6010		450200	420		101000
14850												

* ... Over spent expenditure

Claim/ Line #	Check	Vendor #/Name/ Invoice #/Inv Date/Description	Document $/ Line $	Disc $	PO #	Fund	Org	Acct	Object	Proj	Cash Account
3	04/08/26	DUMPSTER REPAIR	76.12			6010		450200	914		101000
14833											
4	04/10/26	HR ROUND	10.00			6025		450000	610		101000
14862											
131752	C	2184 WEST SIDE STEEL	484.51								
1	04/15/26	PIPE TUBE	484.51			1000		430000	722		101000
14914											
		Total for Vendor:	**2,217.85**								
131668	E	3549 WEX FSA	7,053.09								
1	04/17/26	Med FSA - 04/17/26 payroll	1,118.72			1000		212530			101000
2	04/17/26	Dep FSA - 04/17/26 payroll	5,621.87			1000		212523			101000
3	04/17/26	Dep FSA - 04/17/26 payroll	312.50			8000		453000	110		101000
Parks											
		Total for Vendor:	**7,053.09**								
131573	C	807 WEX HEALTH, INC	429.04								
1	0002340730	03/31/26 COBRA/FSA/HSA - Mar 2026	396.16			1000		414103	428		101000
0002340730-IN											
2	0002340730	03/31/26 COBRA/FSA/HSA - Feb 2026	32.88			8000		453000	110		101000
0002340730-IN											
		Total for Vendor:	**429.04**								
131620		569 WF ANIMAL HOSPITAL	4,101.70								
1	04/01/26	march 2026 pound fees	2,263.00			1000		421000	396		101000
312322											
2	04/01/26	medical thor & vito	1,838.70			1000		421000	915		101000
311386											
		Total for Vendor:	**4,101.70**								
131605		2740 WM CORPORATE SERVICES, INC	23.96								
1	04/01/26	FD ST 76 Recyclings March	23.96			2060		415200	527		101000
29-93565-43003/03											

* ... Over spent expenditure

Claim/ Line #	Check	Vendor #/Name/ Invoice #/Inv Date/Description	Document $/ Line $	Disc $	PO #	Fund	Org	Acct	Object	Proj	Cash Account
131715		2740 WM CORPORATE SERVICES, INC	101,668.32								
1	04/01/26	COWF MASTER BILLING	92,496.08			6010		450200	916		101000
6821384											
2	04/01/23	SANITATION BUILDING DROPSITE	1,310.23			6010		450200	916		101000
6821383											
3	04/01/26	WATER TOWER DROPSITE	7,862.01			6010		450200	916		101000
6821382											
		Total for Vendor:	**101,692.28**								
131721	C	5528 WORLD INSURANCE ASSOCIATES LLC	1,504.00								
1	04/10/26	VEHICLE INS - WA	752.00			6020		450000	610		101000
476785											
2	04/10/26	VEHICLE INS - SW	752.00			6025		450000	610		101000
476785											
		Total for Vendor:	**1,504.00**								
131608	E	338 XCEL ENERGY	40,922.38								
1	04/06/26	3050 SHEYENNE - THE LIGHTS	273.78			2310		452120	527		101000
972296560											
2	04/06/26	3150 SHEYENNE - THE LIGHTS	125.06			2310		452120	527		101000
972244681											
3	04/03/26	735 7TH AVE NW	105.69			1000		430002	527		101000
972124454											
4	03/30/26	800 4TH AVE E - PD	9,709.14			1000		421000	527		101000
971304557											
5	04/03/26	800 4TH AVE E - PD	8,351.16			1000		421000	527		101000
972025407											
6	04/03/26	800 4TH AVE E - PD	716.11			1000		421000	527		101000
972020324											
7	04/06/26	SM70	323.87			6020		450000	527		101000
972207741											
8	03/31/26	LIFT STATIONS/WATER TOWERS	21,039.91			6020		450000	527		101000
971449655											
9	03/31/26	402 1ST AVE/SIREN	92.02			1000		430002	527		101000
971449655											
10	03/31/26	SHEYENNE PLAZA TV	185.64			2310		452120	527		101000
971449655											

* ... Over spent expenditure

Claim/ Line #	Check	Vendor #/Name/ Invoice #/Inv Date/Description	Document $/ Line $	Disc $	PO #	Fund	Org	Acct	Object	Proj	Cash Account
131611	E	338 XCEL ENERGY	4,573.65								
1	04/08/26	FD St 75 & 75 March Utilities 51-6685031-3/4	4,573.65			2060	415200		527		101000

Total for Vendor: 45,496.03
# of Claims 265 Total:21965,859.39 # of Vendors 69
Total Electronic Claims 20792,637.14
Total Non-Electronic Claims 1173222.25

** This report runs by Claim Posted Date, which is a system generated field that always shows the date on which the Claim was actually posted in the system. If a Claim was cancelled and re-posted, the posted date will show as of the date it was re-posted. **

City Commission Agenda Item Memo
Meeting Date: April 20, 2026

☒Consent Agenda
☐Regular Agenda

Item Title: Right-of-Way Permitting

Requested Action/Staff Recommendation: Authorize Engineering to lift season Shutdown for all Right-of-Way work within the City of West Fargo

Presented By: Jerry Wallace, City Engineer

New Information:

During the December 1, 2026, Commission meeting authorization was given to Engineer to initiate a season shutdown for all non-emergent Right-of-Way construction.

Beginning Tuesday, April 21, 2026, Engineering anticipates that frost depths will no longer pose a risk to the integrity of city infrastructure. Accordingly, Engineering requests Commission approval to lift the current seasonal shutdown. Lifting the shutdown would allow the release of the following permits for excavation and drilling within the city-owned Right-of-Way.

1. Excavation Permit
2. Driveway/Sidewalk Permit
3. Residential Civil Site Permit
4. Commercial Civil Site Permit

Supporting Documents:

- Letter for contractors

Previously Presented Information & Commission Actions:

December 1, 2025 –

- **Staff Recommendation:** Authorize staff to initiate a season shutdown for all non-emergent permitting and utility work.
- **Commission Action:** Commissioner Olson moved and Commissioner Anderson seconded to approve. Commissioner Zundel recused herself and Commissioner Jorgensen was absent and not voting. Motion carried on a 3:1:1 Vote.

West Fargo City Commission

Bernie Dardis, Commission President
Brad Olson, Commission Vice President
Roben Anderson, Rory Jorgensen, Amy Zundel, Commissioners
Dustin Scott, City Administrator

CITY OF WEST FARGO ENGINEERING

Jerry Wallace - City Engineer
Benji Schwartz – Right-of-Way Manager
Kayla Volness – Project Administrator

Engineering Department
2515 6th St. E
West Fargo, ND 58078
701-515-5100
www.westfargond.gov

April 6th, 2026

To: Utility Contractor/Company

From: West Fargo Engineering Department

Subject: Season Shutdown to lift Tuesday, April 21, 2026

The City of West Fargo will soon be lifting the Season Shutdown starting on Tuesday, April 21, 2026. Once lifted the City will be releasing the following permits for excavation & drilling in the Right-of-Way.

- Excavation Permit
- Driveway/Sidewalk Permit
- Residential Civil Site Permit
- Commercial Civil Site Permit

This will be contingent on the completion of all unfinished restoration from the previous year including; sidewalk panels, concrete street panels, asphalt patches, any open holes, or un-restored ground. Black dirt fill is to be compacted to 90%, graded for adequate drainage and seeded for proper turf establishment. We expect asphalt patches to be complete as soon as production plants re-open. Engineering will not approve or release any 2024 permits if these requirements are not completed. If restorations for any carryover (2025) permits are not completed in a timely matter, additional fines may be incurred. The permit holder is responsible for all restoration to job sites. All 2025 permits awaiting restoration will start to accrue a daily fee starting April 21, 2026, and continue until completed.

Excavators are required to apply for a permit and it be approved before working in the right of way when it is not associated with a city project or an emergency. The Right-of-Way generally falls 2ft behind sidewalk toward private property, but this is not always the case. Excavating without a permit can/will result in fines from the City of West Fargo and/or loss of permit/licensing eligibility. All surfaces disturbed by excavation shall be restored to the condition as it was prior to excavation. Restoration shall be made within **72 hours** of the completion of backfilling to complete work. Replacement of streets and/or sidewalks are to follow City of West Fargo standards. In addition, once any street and/or sidewalk work is completed it must re-open to traffic. If a longer closure is required and/or needed please contact City of West Fargo Engineering for approval.

North Dakota One Call would like us to remind everyone of online ticketing at North Dakota One Call - Excavators - Safe Digging (ndonecall.com)

If you have not done so already please sign up for any pertinent information relating to Right-of-Way permitting here: Notify Me • West Fargo, ND • CivicEngage (westfargond.gov)

To receive a contractor number to be able to apply for any Engineering permitting please use the following link to apply for the User Registration:

- User Registration (arcgis.com)

After approval of the User Registration the following links will take you to the appropriate permits that you will now be able to apply for

- Excavation Permit: ROW Excavation Permit (arcgis.com)
- Driveway Sidewalk Permit: Sidewalk and Driveway Permitting (arcgis.com)
- Residential Civil Site Permit: Residential Civil Site Permitting (arcgis.com)
- Commercial Civil Site Permit: Commercial Civil Site Permitting (arcgis.com)

All open and already approved permitting can be accessed and viewed via our user look up link: https://experience.arcgis.com/experience/6fb6f896d45942dc80ea1ebdff281d15/page/Company-Permit-Lookup/

New this year, Please contact Brandon Bahr for any Sidewalk/Driveway permits or inspections.

Contact one of the following for all start and completion dates associated to all approved permits. To schedule any project walkouts please contact Benji Schwartz:

- Benji Schwartz / Right-of-Way Manager – 701-261-1770; Benji.Scwartz@westfargond.gov
- Kayla Volness / Project Administrator – 701-515-5102; Kayla.Volness@westfargond.gov
- Brandon Bahr / Civil Engineering Tech. II – 701-630-4821 (Sidewalk/ Driveway) Brandon.Bahr@westfargond.gov

If you have any questions regarding the information listed above, please contact our Engineering Department at 701-515-5102.

Thank you!

Benji Schwartz
Right-of-Way Manager

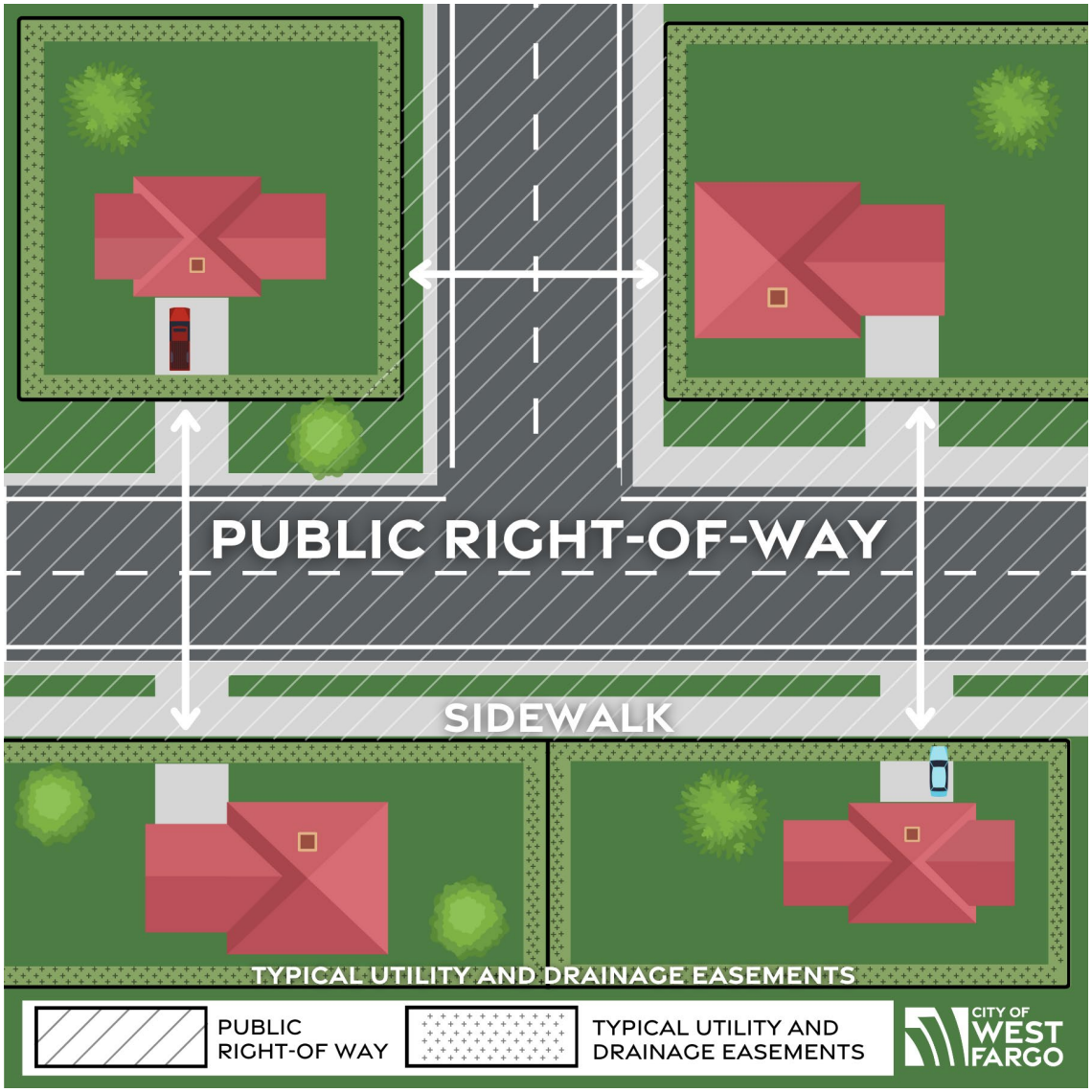
PUBLIC RIGHT-OF-WAY
SIDEWALK
TYPICAL UTILITY AND DRAINAGE EASEMENTS
PUBLIC RIGHT-OF WAY
TYPICAL UTILITY AND DRAINAGE EASEMENTS
CITY OF WEST FARGO

City Commission Agenda Item Memo
Meeting Date: April 20, 2026

☒ **Consent Agenda**
☐ **Regular Agenda**

Item Title: Improvement District No. 3008 – Meadow Ridge Development Reconstruction – Phase 1

Requested Action/Staff Recommendation: Adopt Resolution Approving Contract and Contractor's Bond and Authorize Notice to Proceed.

Presented By: Jerry Wallace, City Engineer

New Information: At the March 16, 2026, the Commission Meeting, the City Commission reviewed bids and awarded contract to Dirt Dynamics, LLC. The contract documents were prepared and delivered to the City Attorney's office for review. After their compliance review, the attached Resolution was prepared for the City Commission's review and approval.

Supporting Documents:

- Resolution Approving Contract and Contractors Bond
- Notice to Proceed

Previously Presented Information & Commission Actions:

March 16, 2026 –

- **Staff Recommendation:** Accept Bid and Award Contract, Contingent upon NDDEQ Environmental Review Approval.
- **Commission Action:** Commissioner Zundel moved, and Commissioner Anderson seconded to approve. No opposition, motion carried.

---AND---

- **Staff Recommendation:** Approval of both the SRF Loan and Application Documents and Resolution of Governing Body
- **Commission Action:** Commissioner Zundel moved and Commissioner Olson seconded to approve. No opposition, motion carried.

February 2, 2026 –

- **Staff Recommendation:** Approve Plans and Specification and Direct Advertisement for Bids
- **Commission Action:** Commissioner Jorgensen moved, and Commissioner Zundel seconded to approve. No opposition, motion carried.

November 17, 2025 –

- **Staff Recommendation:** Approve Amended Engineer's Report
- **Commission Action:** Commissioner Anderson moved, and Commissioner Jorgensen seconded to approve. No opposition, motion carried.

September 22, 2025 –

- **Staff Recommendation:** Approve Engineer's Report, Direct Plans and Specifications; and Approve Task Order No. 96-1.
- **Commission Action:** Commissioner Jorgensen moved, and Commissioner Zundel seconded to approve. No opposition, motion carried.

June 2, 2025 –

- **Staff Recommendation:** Create Improvement District No. 3008, Direct Engineer to prepare Engineer's Report and Approve Task Order No. 96

- **Commission Action:** Commissioner Anderson moved, and Commissioner Jorgensen seconded to approve. No opposition, motion carried.

Improvement District No. 2281:

- On March 18, 2024, the Commission was presented with the results of the Meadow Ridge Mill & Overlay study. In that presentation the findings of the sanitary sewer and watermain issues were noted.
- No formal action was taken

West Fargo City Commission
Bernie Dardis, Commission President
Brad Olson, Commission Vice President
Roben Anderson, Rory Jorgensen, Amy Zundel, Commissioners
Dustin Scott, City Administrator

City of West Fargo

Process for Contracts and Improvements

Improvement Process Overview

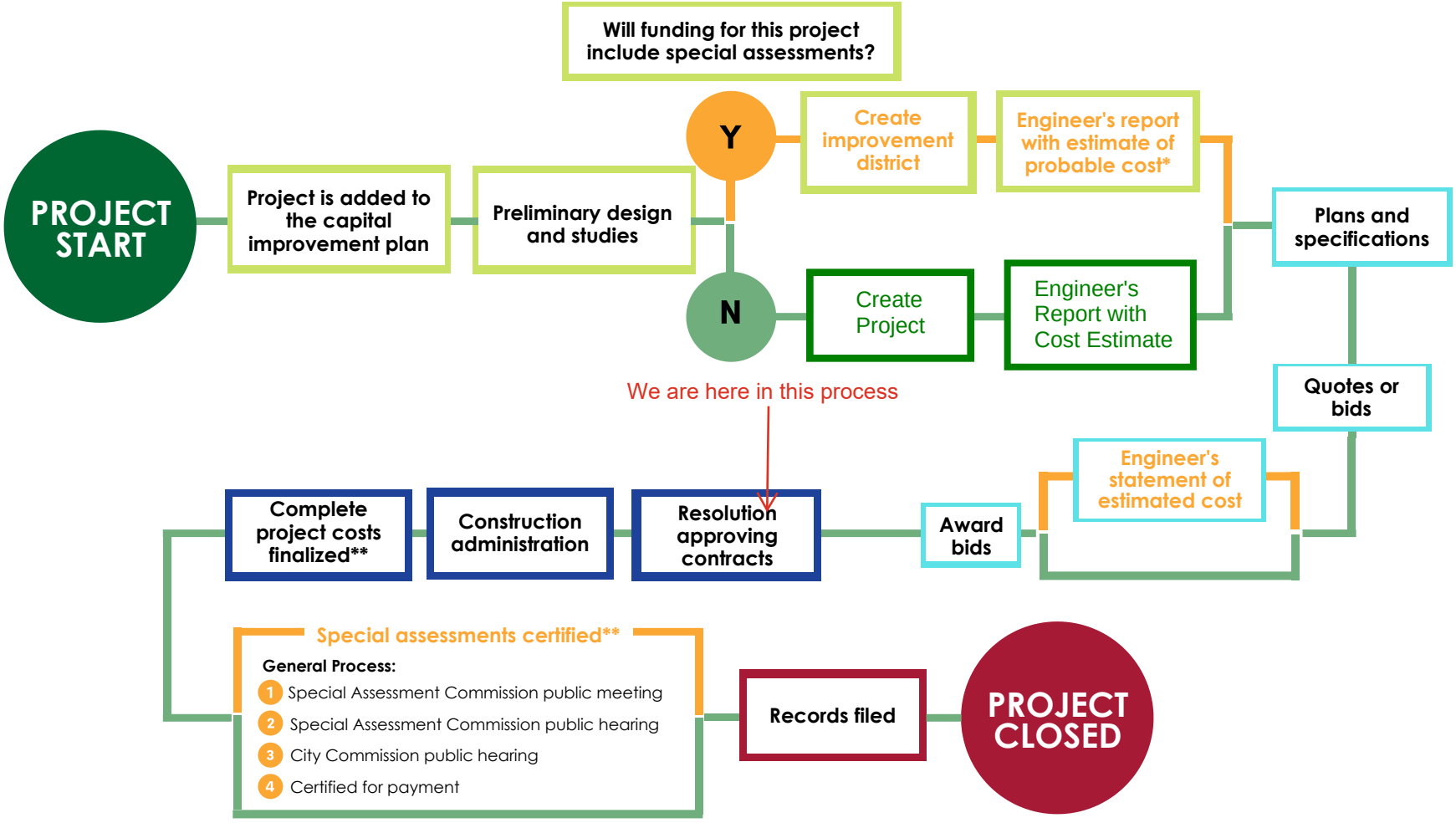

*The City of West Fargo creates an engineer's report and estimate of probable cost for most projects, but is legally required to do so for projects using special assessment funding.

**The special assessment certification process allocates the cost of the project after the complete cost of the project is final. The Special Assessment Commission does not discuss project costs.

Commissioner _____introduced the following resolution and moved its adoption:

RESOLUTION APPROVING CONTRACT AND CONTRACTOR'S BOND IN
IMPROVEMENT DISTRICT NO. 3008
NEW WATER SUPPLY, SEWERAGE, STREET SYSTEMS; AND INCIDENTALS

BE IT RESOLVED by the City Commission of the City of West Fargo, North Dakota, that it is hereby found, determined and declared that the general contract heretofore entered into by and between the City of West Fargo and Dakota Underground Company is in full conformity with the law, including Section 40-22-36 of the North Dakota Century Code; that the contractor's bond of Dakota Underground Company heretofore received and filed with the City Auditor is in full conformity with the law including Section 48-01.2-10, of the North Dakota Century Code; and that the contract and contractor's bond are hereby approved.

Dated: April 20, 2026

APPROVED:

_____
President of Board of City Commissioners

ATTEST:

_____
City Auditor

The motion for the adoption of the foregoing resolution was duly seconded by_____. On roll call vote, the following commissioners voted aye: _____. The following commissioners voted nay: _____. The following commissioners were absent and not voting: _____. The majority having voted aye, the motion carried, and the resolution was duly adopted.

NOTICE TO PROCEED

Owner:	City of West Fargo	Owner's Project No.:	3008
Engineer:	Moore Engineering, Inc.	Engineer's Project No.:	30292
Contractor:	Dakota Underground Company	Contractor's Project No.:	
Project:	Meadow Ridge Reconstruction – Phase I		
Contract Name:	Improvement District No. 3008; Replacement of Water Supply, Sewerage Systems, Street Reconstruction, and Incidentals		
Effective Date of Contract:			

Owner hereby notifies Contractor that the Contract Times under the above Contract will commence to run on _____ pursuant to Paragraph 4.01 of the General Conditions.

On that date, Contractor shall start performing its obligations under the Contract Documents. No Work will be done at the Site prior to such date.

In accordance with the Agreement:

The date by which Substantial Completion must be achieved as stated in the Agreement, and the date by which readiness for final payment must be achieved per Agreement.

Before starting any Work at the Site, Contractor must comply with the following:

1. Obtain a City of West Fargo Storm Water Management Permit.

2. Submit an Application (Notice of Intent) to Obtain Coverage Under NDPDES General Permit.

3. Provide a copy of the "Asbestos Notification of Demolition and Renovation" (SFN17987) application submittal and the NDDEQ Approval Response Letter to the Owner and Engineer. The Notice must be submitted 10 working days before beginning the activity.

Owner:	City of West Fargo
By *(signature)*:	
Name *(printed)*:	Bernie L. Dardis
Title:	President of the Board of City Commissioners
Date Issued:	

Copy: Engineer

EJCDC® C-550, Notice to Proceed.
Copyright© 2018 National Society of Professional Engineers, American Council of Engineering Companies, and American Society of Civil Engineers. All rights reserved.

City Commission Agenda Item Memo
Meeting Date: April 20, 2026

☒ **Consent Agenda**
☐ **Regular Agenda**

Item Title: Project No. 9072 – DWR Water Development Plan Applications

Requested Action/Staff Recommendation: Approve Resolution for submittal of Department of Water Resources Cost-Share Applications for the 2027-2029 Water Plan

Presented By: Jerry Wallace, City Engineer

New Information: Staff is requesting that the Commission approve authorization to prepare and submit project information and planning forms to the North Dakota Department of Water Resources (DWR) for potential inclusion of four City projects in the 2027-2029 Water Development Plan. Inclusion does not commit the City to construction during the biennium.

Background & Project Summary: The DWR maintains a biennial State Water Development Plan, which identifies statewide water infrastructure priorities. Projects must be included in this plan to be considered for prioritization in the state Cost Share Program. These projects must be submitted by April 30th for consideration in the 2027-2029 plan. The City Engineering Department has identified four projects as candidates currently: 2nd Avenue East, 7th Avenue, phases I and II, and 13th Avenue East

Financial Analysis: Projects included in the Water Development Plan receive higher prioritization when applying for state cost-share funds in future years. Future cost-share eligibility could reduce local share requirements if projects move forward, but the actual financial implications will be analyzed during future design and budgeting phases.

Policy Analysis: Submissions for the state's Water Development Plan align with the City's long-term infrastructure planning and capital improvement process. Participation in the plan supports strategic positioning for future state funding, improved visibility for infrastructure projects, and compliance with state expectations for cost share eligibility.

Supporting Documents:

- Project location exhibits
- Associated Resolution

Previously Presented Information & Commission Actions:

None

West Fargo City Commission

Bernie Dardis, Commission President
Brad Olson, Commission Vice President
Roben Anderson, Rory Jorgensen, Amy Zundel, Commissioners
Dustin Scott, City Administrator



2nd Ave E Reconstruct

moore engineering, inc.

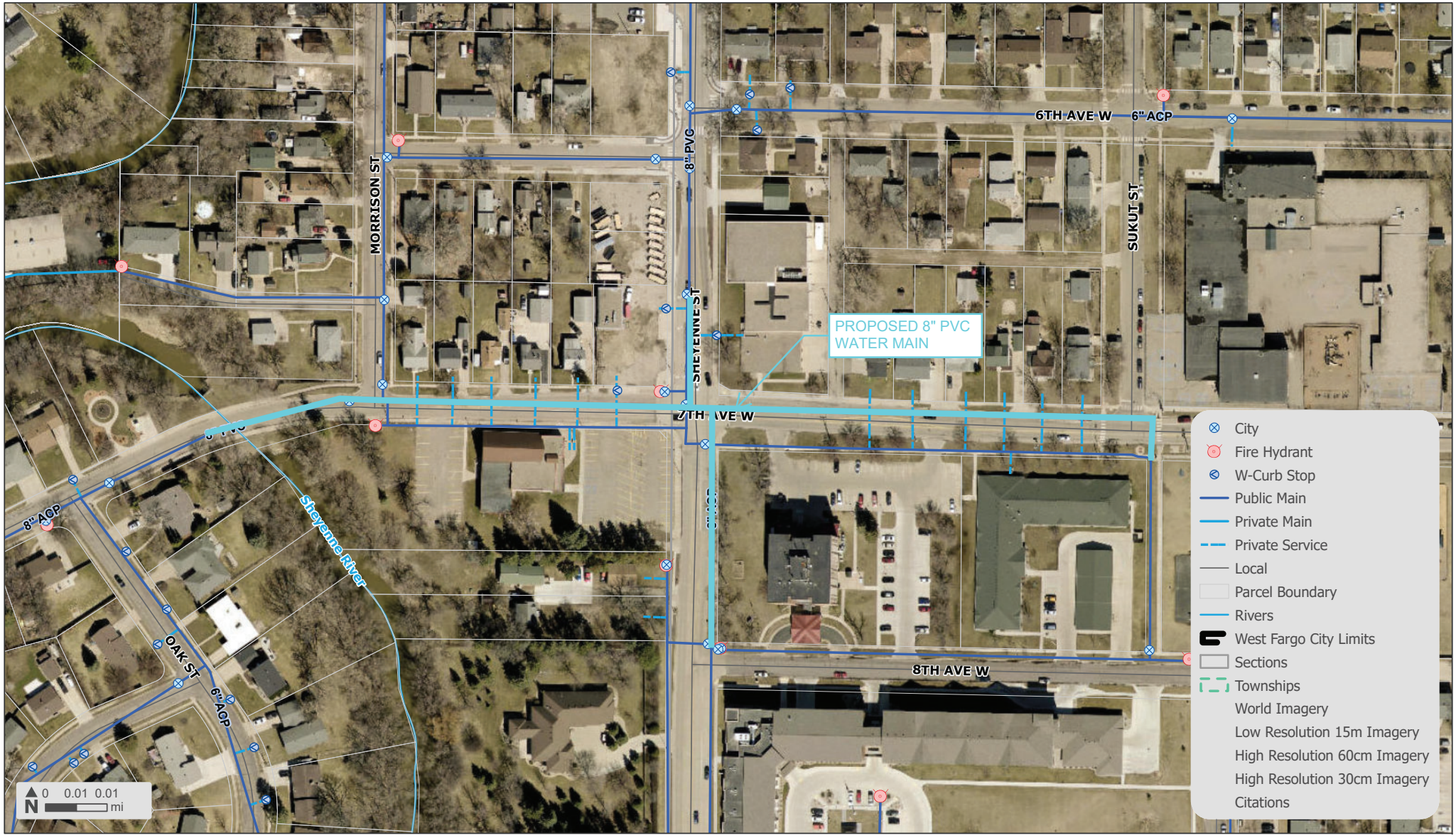

7th Ave Phase 1

moore engineering, inc.

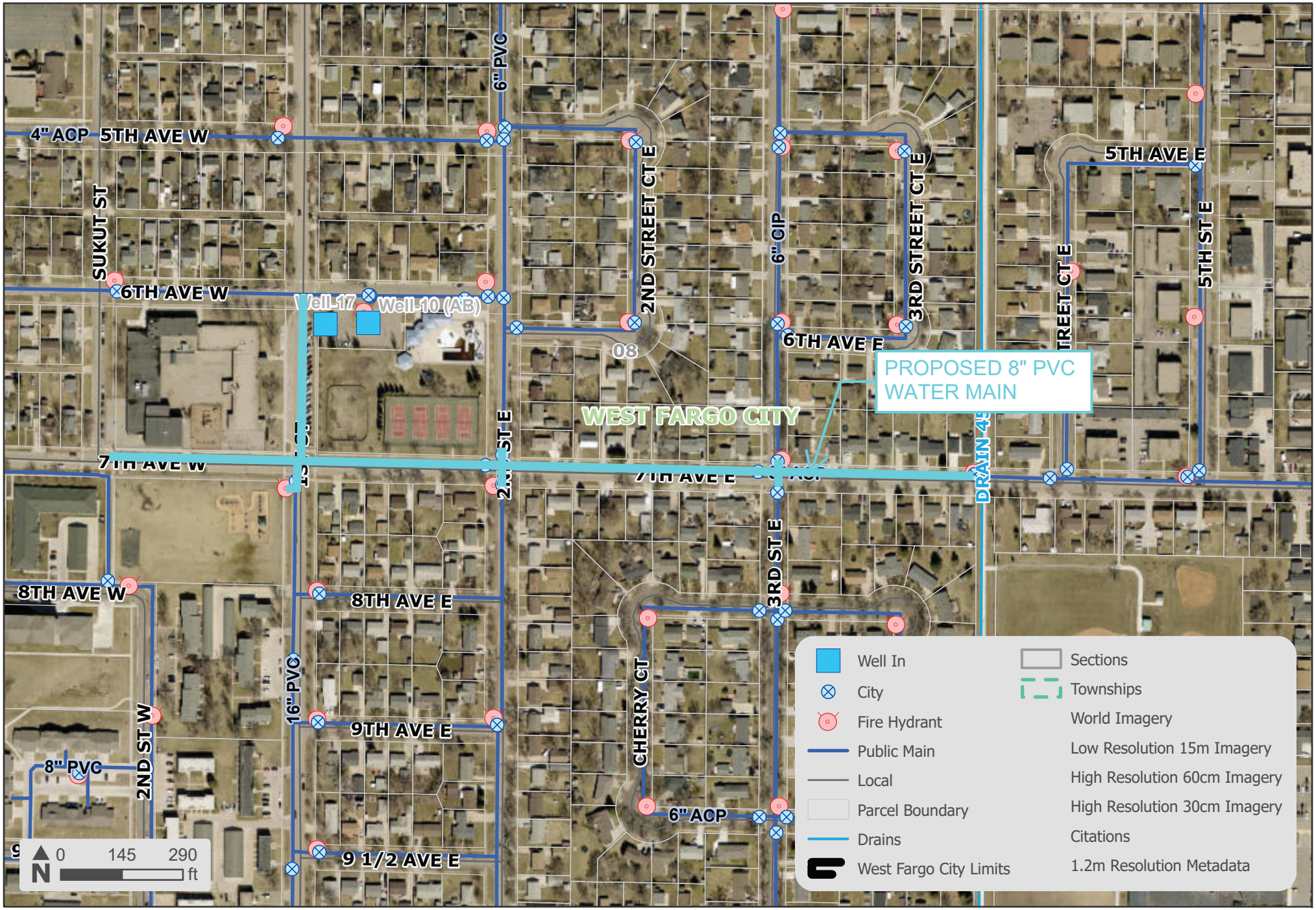
4" ACP
5TH AVE W
6" PVC
SUKUT ST
6TH AVE W
Well-17
Well-10 (AB)
2ND STREET CT E
6" CIP
3RD STREET CT E
5TH AVE E
5TH ST E
6TH AVE E
PROPOSED 8" PVC
WATER MAIN
WEST FARGO CITY
7TH AVE W
7TH AVE E
DRAIN 45
8TH AVE W
8TH AVE E
3RD ST E
16" PVC
9TH AVE E
CHERRY CT
2ND ST W
8" PVC
6" ACP
9 1/2 AVE E
0
145
290
ft
N
Well In
City
Fire Hydrant
Public Main
Local
Parcel Boundary
Drains
West Fargo City Limits
Sections
Townships
World Imagery
Low Resolution 15m Imagery
High Resolution 60cm Imagery
High Resolution 30cm Imagery
Citations
1.2m Resolution Metadata

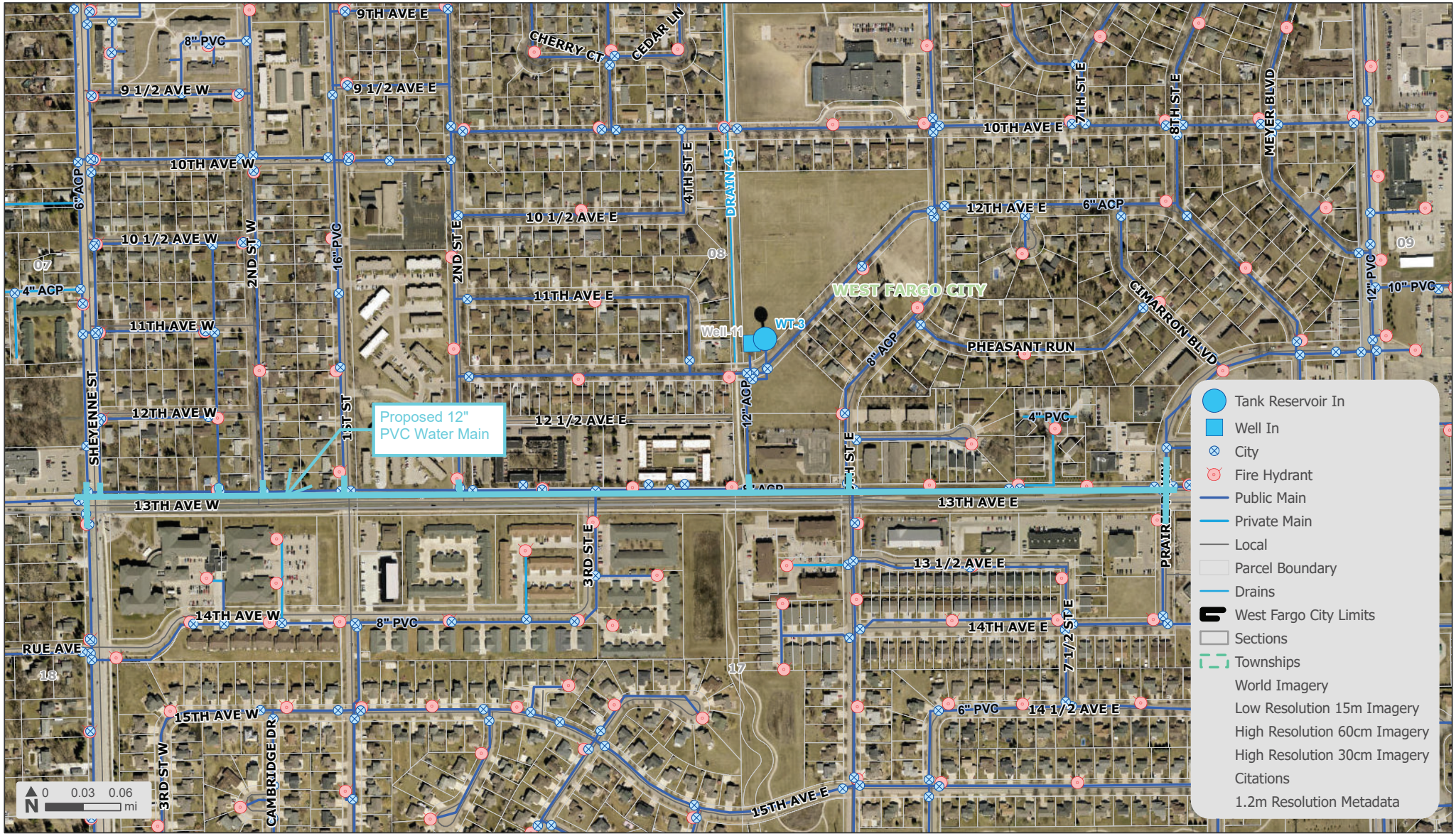
9TH AVE E
CHERRY CT
CEDAR LN
8" PVC
9 1/2 AVE W
9 1/2 AVE E
10TH AVE W
10TH AVE E
7TH ST E
8TH ST E
MEYER BLVD
6" ACP
4TH ST E
DRAIN 45
10 1/2 AVE E
12TH AVE E
6" ACP
10 1/2 AVE W
2ND ST W
16" PVC
2ND ST E
08
09
07
4" ACP
11TH AVE E
WEST FARGO CITY
CIMARRON BLVD
12" PVC
10" PVC
11TH AVE W
Well-11
WT-3
8" ACP
PHEASANT RUN
SHEYENNE ST
12TH AVE W
1ST ST
Proposed 12"
PVC Water Main
12 1/2 AVE E
12" ACP
4" PVC
1ST ST E
13TH AVE W
13TH AVE E
3RD ST E
PRAIR
13 1/2 AVE E
14TH AVE W
8" PVC
14TH AVE E
7 1/2 ST E
RUE AVE
18
17
15TH AVE W
6" PVC
14 1/2 AVE E
3RD ST W
CAMBRIDGE DR
15TH AVE E
0 0.03 0.06
N
mi
Tank Reservoir In
Well In
City
Fire Hydrant
Public Main
Private Main
Local
Parcel Boundary
Drains
West Fargo City Limits
Sections
Townships
World Imagery
Low Resolution 15m Imagery
High Resolution 60cm Imagery
High Resolution 30cm Imagery
Citations
1.2m Resolution Metadata

CITY OF WEST FARGO, NORTH DAKOTA
RESOLUTION NO. ____

A RESOLUTION AUTHORIZING SUBMISSION OF PROJECT INFORMATION AND PLANNING FORMS TO THE NORTH DAKOTA DEPARTMENT OF WATER RESOURCES FOR INCLUSION IN THE 2027–2029 WATER DEVELOPMENT PLAN

WHEREAS, the North Dakota Department of Water Resources prepares and maintains the State Water Development Plan, which identifies water infrastructure projects and priorities on a biennial basis; and

WHEREAS, the Water Development Plan informs the Department's budget request to the North Dakota Legislature for the upcoming biennium and establishes priority for projects seeking funding through the Cost Share Program; and

WHEREAS, inclusion of a project in the Water Development Plan is required for prioritization of funding assistance but does not obligate the City to proceed with construction of the project during the biennium; and

WHEREAS, local governments must submit Project Information and Planning Forms to the Department of Water Resources by April 30, 2026, for consideration in the 2027–2029 Water Development Plan; and

WHEREAS, the City of West Fargo has identified the following projects for potential inclusion in the 2027–2029 Water Development Plan:

- 2nd Avenue East
- 7th Avenue – Phase I
- 7th Avenue – Phase II
- 13th Avenue East; and

WHEREAS, the City desires to authorize preparation and submission of the required Project Information and Planning Forms in coordination with its engineering consultant.

NOW, THEREFORE, BE IT RESOLVED by the City Commission of the City of West Fargo, North Dakota, that the City Engineer is hereby authorized and directed to work with Moore Engineering to prepare and submit Project Information and Planning Forms for the above-listed projects to the North Dakota Department of Water Resources for inclusion in the 2027–2029 Water Development Plan.

BE IT FURTHER RESOLVED that submission of these projects is for planning and budgeting purposes only and does not constitute a commitment by the City to construct the projects during the biennium.

PASSED AND APPROVED by the City Commission of the City of West Fargo, North Dakota, this 20th day of April, 2026.

SIGNED:

Mayor _____ _____

ATTEST:

City Auditor _____ _____

City Commission Agenda Item Memo
Meeting Date: April 20, 2026

☒ **Consent Agenda**
☐ **Regular Agenda**

Item Title: Improvement District No. 2288 – 52nd Ave & 9th St W Intersection Improvements

Requested Action/Staff Recommendation: Direct Engineer to prepare an Engineer's Report

Presented By: Jerry Wallace, City Engineer

New Information: With federal grant money awarded for construction of the project, staff are requesting permission to proceed with preparing an updated Engineer's Report for the intersection improvements, incorporating current cost projections and grant funding to address documented safety and operational needs.

Background & Project Summary: In 2021, a Traffic Impact Study identified this intersection as needing improvements within five years to maintain an acceptable level of service during peak traffic periods. The study recommended constructing a single-lane roundabout, which would also enhance pedestrian safety along 52nd Avenue. Since that time, further analysis has warranted adding several slip lanes to improve functionality.

In May 2022, a pedestrian crossing study documented more than 200 crossings at this location, further reinforcing the need for safety improvements.

The improvements were previously advanced under Improvement District No. 2276. At that time, the City Commission elected not to proceed with the project as presented due to opposition from affected property owners. Direction was given to pursue alternative funding opportunities, and a temporary measure—a four-way stop—was installed at the intersection.

Since that time, staff have secured Highway Safety Improvement Program (HSIP) grant funding and is bringing the project back for reconsideration with updated costs and a revised funding strategy.

Financial Analysis: The total estimated construction cost of the project at the time the application was submitted for funding was $2,260,000. The HSIP grant will fund 90% of these costs, up to $2,034,000, with a local share of construction costs of $226,000.

This project was included in the 2024 CIP for 2028 construction, with an estimated cost of $3,302,000, which accounts for inflation and soft costs.

After the grant funds have reduced the project cost, the remaining project costs are proposed to be assessed at 70%, with the remaining 30% to be paid for via Capital Improvement Sales Tax.

Policy Analysis: The proposed project aligns with City policies prioritizing public safety, traffic operations, and the use of external funding to offset local costs. The project directly addresses documented vehicular and pedestrian safety concerns.

Additionally, the revised funding approach reflects the Commission's prior direction to seek alternative funding sources before reconsideration. The use of HSIP funds, Capital Improvements Sales Tax, and special assessments represents a funding model that balances available citywide funding and is consistent with current practices for similar transportation improvements.

Supporting Documents:

- Associated Resolution

Previously Presented Information & Commission Actions:

February 3, 2025 –

- **Staff Recommendation:** Create Improvement District No. 2288 and Approve Task Order No. 92
- **Commission Action:** Commissioner Olson moved, and Commissioner Zundel seconded to approve. No opposition, motion carried.

December 18, 2023 –

- **Staff Recommendation:** Approve Highway Safety Improvement Program (HSIP) Application
- **Commission Action:** Commissioner Olson moved, and Commissioner Anderson seconded to approve. No opposition, motion carried.

Improvement Dist. No. 2276 Previously Presented Information:

November 20, 2023:

- **Staff Recommendation:** Conduct the Resolution of Necessity Public Hearing; Approve Resolution of Insufficient Protests and Task Order for "Basic Services"; and Direct Engineer to prepare Plans and Specifications
- **Commission Action:**
  - Commissioner Simmons made a motion to place a 4-way stop immediately at this intersection and Commissioner Anderson seconded to approve. No opposition, motion carried.
  - Commissioner Simmons made a motion to dissolve Improvement District No. 2276 and Commissioner George seconded to approve. No opposition, motion carried.

October 16, 2023:

- **Staff Recommendation:** Authorize Engineer to prepare a Task Order for "Basic Services"
- **Commission Action:** Commissioner Olson moved, and Commissioner Anderson seconded to approve. Commissioner Simmons was absent and not voting. No opposition, motion carried.

October 2, 2023:

- **Staff Recommendation:** Authorize Resolution of Necessity
- **Commission Action:** Commissioner Olson moved, and Commissioner Simmons seconded to approve. Commissioners George and Anderson opposed; motion carried on a 3:2 vote.

September 18, 2023:

- **Staff Recommendation:** Create Improvement District No. 2276 and Approve Engineer's Report.
- **Commission Action:** Commissioner Simmons moved, and Commissioner Olson seconded. Commissioner George and Anderson opposed. Motion carried on a 3:2 vote

West Fargo City Commission

Bernie Dardis, Commission President
Brad Olson, Commission Vice President
Roben Anderson, Rory Jorgensen, Amy Zundel, Commissioners
Dustin Scott, City Administrator

City of West Fargo

Process for Contracts and Improvements

Improvement Process Overview

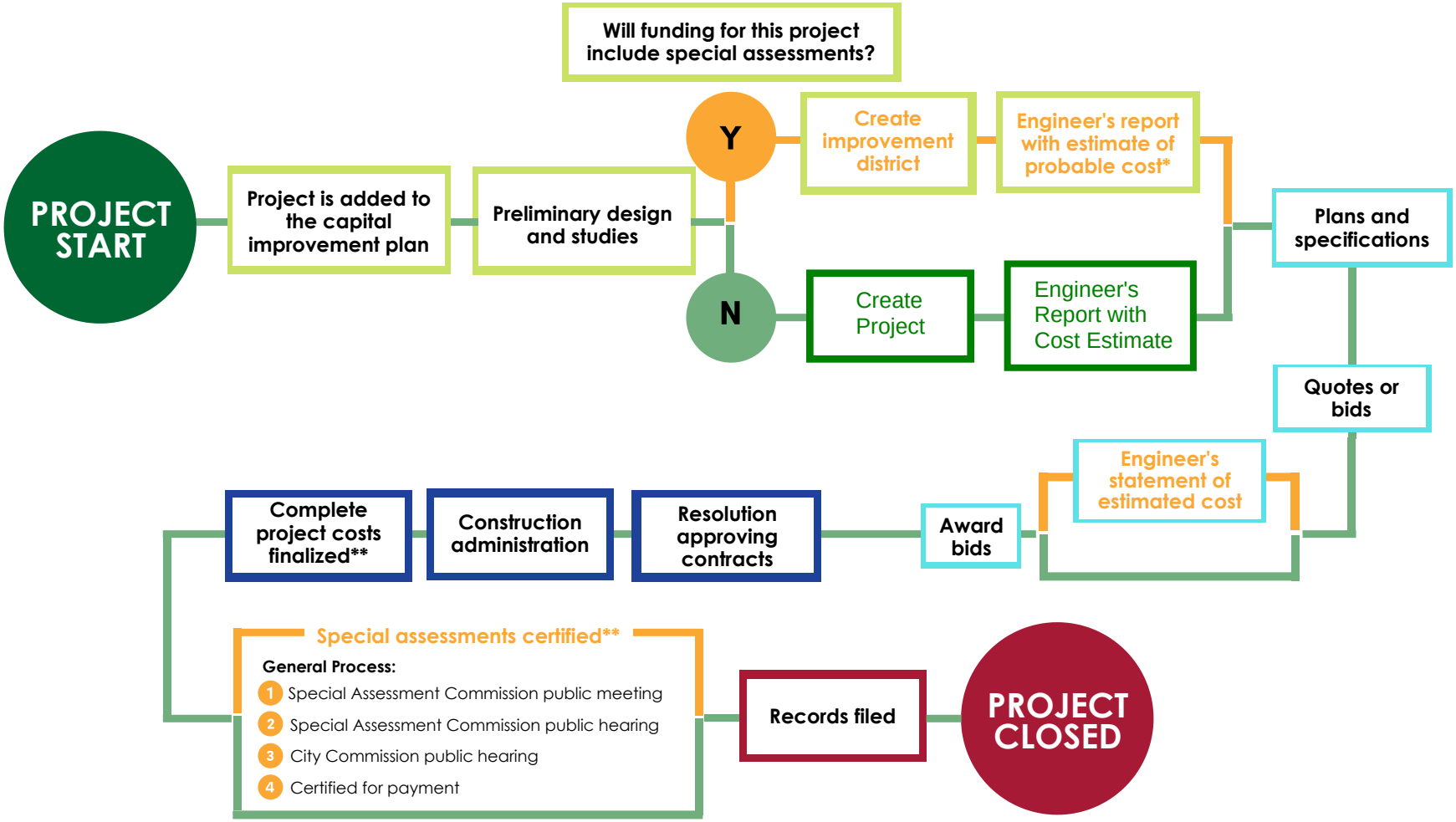

*The City of West Fargo creates an engineer's report and estimate of probable cost for most projects, but is legally required to do so for projects using special assessment funding.

**The special assessment certification process allocates the cost of the project after the complete cost of the project is final. The Special Assessment Commission does not discuss project costs.

Commissioner _____ introduced the following resolution and moved its adoption:

RESOLUTION DIRECTING ENGINEER TO PREPARE REPORT

BE IT RESOLVED by the Board of City Commissioners of the City of West Fargo, deeming it necessary to make certain improvements consisting of removing the existing 4-way stop at the intersection of 52nd Ave W and 9th St W and installing a slip-lane roundabout with westbound to northbound and northbound to eastbound slip lanes used or useful in connection with the above specified improvements, be constructed and made in Improvement District No. 2288 – 52nd Avenue and 9th Street W – Intersection Improvements of the City of West Fargo, the City hereby directs Jerry Wallace, the Engineer for the City of West Fargo and being a competent engineer, to prepare a report as to the general nature, purpose and feasibility of the proposed project and an estimate of the probable cost of the work.

Dated: April 20, 2026

APPROVED:

_____
President of Board of City Commissioners

ATTEST:

_____
City Auditor

The motion for the adoption of the foregoing resolution was duly seconded by Commissioner _____. On roll call vote the following commissioners voted aye: _____ _____. The following commissioners voted nay: _____. The following commissioners were absent and not voting: _____. The majority having voted aye, the motion carried and the resolution was duly adopted.

CITY OF WEST FARGO
A CITY ON THE GROW

Monthly Financial Statement

Year To Date As of 03/31/2026

Prepared on 04/10/2026

Prepared by: Sheila Olson
Reviewed by: Willy Galindo
Commission Meeting: 04/20/2026

Budgeted Funds:		**Notes**	**Revenue/Transfers**			**Expenditure/Transfers**			**Net Actuals**	**Cash**
Fund	Description		**Actual**	**Annual Budget**	**% Received**	**Actual**	**Annual Budget**	**% Spent**	**Revenue vs. Expense**	**Balance**
1000	General Fund		**$ 17,164,726**	$ 41,436,574	41%	**$ 9,625,926**	$ 42,090,761	23%	**$ 7,538,800**	$ 21,693,020
2030	Share of Specials		**171,735**	224,944	76%	**233,939**	224,944	104%	**(62,203)**	63,842
7000	Library		**1,904,374**	2,642,068	72%	**495,987**	2,632,068	19%	**1,408,387**	3,068,113
7050	Airport		**105,799**	644,908	16%	**488,252**	744,236	66%	**(382,453)**	518,701
	Total Government	(1)	**$ 19,346,634**	$ 44,948,494	43%	**$ 10,844,103**	$ 45,692,009	24%	**$ 8,502,531**	$ 25,343,677
2960	Economic Development Sales Tax		**635,982**	4,481,368	14%	**79,138**	4,437,343	2%	**556,844**	16,845,969
2970	Capital Improvements Sales Tax		**1,945,977**	13,214,414	15%	**225,790**	23,760,350	1%	**1,720,187**	35,713,462
2971	Prairie Dog Funds		**-**	1,586,000	0%	**-**	1,586,000	0%	**-**	676,916
2973	Flexible Transportation Fund		**32,034**	-	0%	**-**	-	0%	**32,034**	740,421
2975	Public Safety Sales Tax		**635,982**	4,347,600	15%	**-**	5,335,742	0%	**635,982**	2,585,827
2110	Gaming		**6,878**	15,000	46%	**-**	150,000	0%	**6,878**	162,347
2XXX	Event Funds		**-**	-	0%	**-**	-	0%	**-**	16,668
2200	Vector Control		**56,448**	220,000	26%	**-**	100,000	0%	**56,448**	703,011
2210	Forestry		**188,212**	802,410	23%	**108,179**	665,702	16%	**80,033**	70,224
2230	City Utility		**1,742**	-	0%	**-**	-	0%	**1,742**	332,321
25XX	Police Special Funds		**1,850**	10,150	18%	**-**	9,850	0%	**1,850**	300,532
2950	Assets Forfeitures		**-**	30,000	0%	**1,889**	30,000	6%	**(1,889)**	115,867
2980	South Facility Hookup		**-**	-	0%	**-**	-	0%	**-**	3,523,826
	Total Special Funds		**$ 3,505,105**	$ 24,706,942	14%	**$ 414,997**	$ 36,074,987	1%	**$ 3,090,109**	$ 61,787,390
3000	**Total Debt Service**		**$ 20,967,266**	$ 23,544,373	89%	**$ -**	$ 24,592,139	0%	**$ 20,967,266**	$ 73,182,993
6010	Sanitation		**$ 1,902,936**	$ 8,049,571	24%	**$ 2,236,495**	$ 8,079,213	28%	**$ (333,559)**	$ 1,752,868
6020	Water		**1,875,431**	11,155,465	17%	**1,925,786**	10,414,489	18%	**(50,355)**	9,655,538
6025	Sewer		**1,813,494**	8,903,389	20%	**1,720,387**	7,840,986	22%	**93,107**	(195,928)
	Total Enterprise		**5,591,861**	28,108,425	20%	**5,882,668**	26,334,688	22%	**(290,806)**	$ 11,212,478
5000	Tree Fund		**$ 716**	$ 35,000	2%	**$ -**	$ 35,000	0%	**$ 716**	555,299
2050	Park Funds/State Aid		**294,307**	$ 1,180,000	25%	**294,307**	1,180,000	25%	**-**	81,582
8600	Park District Special Assessment		**$ 683,454**	$ 710,338	96%	**682,798**	710,338	96%	**655**	683,454
2141	FM CVB		**78,038**	450,000	17%	**71,389**	450,000	16%	**6,649**	-
	Total Agency		**$ 1,056,514**	$ 2,375,338	44%	**$ 1,048,495**	$ 2,375,338	44%	**$ 8,020**	$ 1,320,334
	Total All Budgeted Funds		**$ 50,467,381**	$ 123,683,572	41%	**$ 18,190,262**	$ 135,069,161	13%	**$ 32,277,119**	$ 172,846,873

Non-Budgeted Funds:			**Revenue/Transfers**			**Expenditure/Transfers**			**Net Actuals**	**Cash**
Fund	Description		**Actual**	Annual Budget	Variance	**Actual**	Annual Budget	Variance	**Revenue vs. Expense**	Balance
4000	Construction		**$ 1,747,564**	$ -	0%	**$ 3,417,699**	$ 862,815	396%	**$ (1,670,134)**	$ (27,058,098)
2170	Clerk of Court Bond Fund		**-**	-	0%	**-**	-	0%	**-**	75,091
2XXX	Misc. Special Funds	(2)	**83,438**	536,200	16%	**223,602**	536,200	42%	**(140,163)**	778,102
7XXX	Agency Funds		**-**	-	0%	**-**	-	0%	**-**	218,391
8000	West Fargo Parks Payroll		**-**	-	0%	**-**	-	0%	**-**	-
	Total Non-Budgeted Funds		**$ 1,831,003**	$ 536,200	341%	**$ 3,641,300**	$ 1,399,015	260%	**$ (1,810,298)**	$ (25,986,514)
	Total All Funds Combined		**$ 52,298,384**	**$ 124,219,772**	**42%**	**$ 21,831,563**	**$ 136,468,176**	**16%**	**$ 30,466,822**	**$ 146,860,358**

Notes:

1	The majority of the property tax revenues are typically received in the early part of the year, hence the large favorability year-to-date. A budget amendment was processed to carry-over airport construction from 2025 that was funded primarily from a state grant and airport improvement funds.
2	EECB Energy grant for purchase of electric vehicle not received yet ($77k)

City Commission Agenda Item Memo
Meeting Date: April 20, 2026

☒ **Consent Agenda**
☐ **Regular Agenda**

Item Title: Approve Vector Control Contract

Presented By: Matthew Andvik, Senior Director of Public Works

Requested Action/Staff Recommendation: Approve Vector Control Contract with Cass County and VDCI for Aerial Spraying

---

Background & Project Summary:

The City has contracted with Cass County for many years to supply mosquito control for West Fargo. We have partnered with VDCI since 2023 to provide aerial spraying for mosquito control.

Attached Supporting Documents:

- Cass County Vector Control Contract
- VDCI Authorization Application
- First Amendment to Mosquito Spraying Contract with VDCI
- Original VDCI Contract 2023-2025

Financial Impact:

The year 2025 marked the highest expenditure for Vector Control to date, largely due to persistent wet weather conditions. A total of $92,170.16 was spent, which is close to the full contracted amount of $97,500. This figure surpasses the previous record high in 2020, when expenditure reached $76,858.61. Over the period from 2013 to 2024, annual spending averaged $58,886.18, highlighting the significant increase in 2025.

For 2026, the total contract amount has increased from $97,500 to $110,000. This adjustment reflects rising labor and material costs. The budget allocated for Vector Control in 2026 stands at $100,000. Importantly, the Vector Control fund generates sufficient revenue to cover the full contract amount, should it become necessary.

Each year, the VDCI contract includes a retainer fee of $24,187.50. This fee is designated to cover the cost of the year's first aerial spray.

- **Staff Recommendation:** Approve the contracts with Cass County and VDCI for Vector Control Services
- **Commission Action:** Click or tap here to enter text.

2026 MOSQUITO CONTROL AGREEMENT
CITY OF WEST FARGO AND CASS COUNTY GOVERNMENT

This is an agreement to formalize the partnership for mosquito control between the City of West Fargo and Cass County Government during the 2026 mosquito control season. The agreement is made between the City of West Fargo, whose office is located at 800 4 Ave East, West Fargo, ND 58078, hereinafter CITY, and Cass County Government, whose office is 211 Ninth Street South, Fargo, ND 58108, hereinafter COUNTY.

THE PARTIES STIPULATE AND AGREE AS FOLLOWS:

1. COUNTY agrees to provide mosquito control activities throughout the Vector Control District commensurate with the funding available. For the 2026 season, approximately $1.13 million in Vector Control Mill funds has been designated for the Countywide Vector Program. County funds will be used within the City of West Fargo and in surrounding areas with the objective being to distribute products and services commensurate with the source of revenue.

2. In addition to service provided in paragraph 1, COUNTY will provide services within the City of West Fargo and adjacent area for various mosquito control activities such as but not limited to: making applications of pesticides using off-highway vehicles, spraying mosquitoes in West Fargo parks and schools, inspection of public and private property, collection of mosquito traps for population monitoring. The County Vector Director will provide technical direction and coordination of these activities. The Vector Director will also work in cooperation with CITY officials to provide other technical assistance as necessary.

3. CITY agrees to provide funding to support the activities referred to in paragraph 2. Total estimated cost for these activities is **$95,000.** Estimated start date and end dates for activities is April 15th to October 1st respectively.

4. COUNTY will provide services within the predetermined "Extra-territorial" area for various mosquito control activities such as but not limited to: making applications of pesticides using off-highway vehicles, inspection of public and private property, and collection of mosquito traps for population monitoring.

5. CITY agrees to fund fifty percent (50%) of the activities described in paragraph 4. COUNTY agrees to fund fifty percent (50%) of the activities described in paragraph 4. Anticipated total cost of services defined in paragraph 4 are estimated to not exceed $15,000.

6. COUNTY will provide monthly statements to CITY of time and materials, and invoice CITY monthly.

7. CITY agrees to fund the cost of City-wide adult mosquito spraying at $1,000 per application. Estimate between 5 and 10 applications per season dependent upon conditions. Adult mosquito spraying will be invoiced monthly.

8. If COUNTY costs significantly exceed any line items, COUNTY may request an additional funding to maintain activities in LINE 2. If at any time the amount charged to CITY exceeds funds available; the CITY can request a stoppage in service.

9. If at any time total charges to CITY exceeds **$110,000**; the CITY can request a stoppage in service.

10. To request a stoppage in service, CITY must provide COUNTY written notice 14 days in advance of requested termination to Cass County Vector Control at the following address:

    a. 1201 Main Ave West
       West Fargo, ND 58078

11. CITY agrees to fund contract costs for aerial spraying when CITY requests the services of an aerial applicator. COUNTY will coordinate the aerial spray operation upon the CITY's approval. Additional funds for an aerial application are available for use in COUNTY at the discretion and authorization of COUNTY.

12. COUNTY will fund all contract costs for aerial spraying in unincorporated areas and all other areas within the district when determined necessary.

13. COUNTY agrees to assume all liability and agrees to indemnify and defend the CITY from all direct and indirect, present and future claims or causes of action, which in any way result from the activities of the COUNTY in completion of the tasks stated herein or may result from the decisions, recommendations, actions, omissions of actions or other errors on the part of COUNTY, its employees or contractors and any party from which COUNTY may obtain information or services for the completion of the same. This assumption of liability and agreement to hold harmless is intended to cover any present or future activities undertaken by COUNTY in furtherance of this agreement.

14. CITY agrees to assume all liability and agrees to indemnify and defend the COUNTY from all direct and indirect, present and future claims or causes of action, which in any way result from the activities of the CITY in completion of the tasks stated herein or may result from the decisions, recommendations, actions, omissions of actions or other errors on the part of CITY, its employees or contractors and any part from which CITY may obtain information or services for the completion of the same. This assumption of liability and agreement to hold harmless is intended to cover any present or future activities undertaken by CITY in furtherance of this agreement.

Chair, Cass County Commission _____ Date 04-06-26

Mayor, City of West Fargo _____ Date _____

AUTHORIZATION APPLICATION

I understand that Vector Disease Control International, LLC
is required to obtain the approval for aerial
spraying over the City of West Fargo, ND by the Mayor of West Fargo, ND.

By the powers granted to me, I hereby give my approval for the low flying aircraft
waivers required by the Federal Aviation Administration to Vector Disease Control International
(This application must be signed by the Mayor of West Fargo, ND)

_____

City Mayor's Authorized Signature

_____

Printed Name

_____

Date

Please complete application as soon as possible and return to
Vector Disease Control International for processing and filing.

Expiration Date: *October 31, 2026*

FIRST AMENDMENT TO

CITY OF WEST FARGO – MOSQUITO SPRAYING AGREEMENT (2023–2025)

This First Amendment to the Mosquito Spraying Agreement ("Amendment") is entered into by and between City of West Fargo, North Dakota ("City") and Airborne Vector Control, LLC (the "Original Contractor").

RECITALS

WHEREAS, the parties entered into a Mosquito Spraying Agreement dated May 1, 2023, for a term commencing May 1, 2023 and terminating November 1, 2025 (the "Agreement"); and

WHEREAS, the parties desire to extend the Agreement under the same terms and conditions and provide for automatic renewal thereafter;

NOW, THEREFORE, the parties agree as follows:

SECTION I

ONE-YEAR EXTENSION

The Term of the Agreement is hereby extended for an additional one (1) year beyond its current expiration date. Accordingly, the Agreement shall now expire on November 1, 2026, unless terminated earlier pursuant to the terms of the Agreement.

All terms, conditions, pricing, insurance requirements, and obligations contained in the original Agreement shall remain unchanged and in full force and effect during the extension period.

SECTION II

AUTOMATIC RENEWAL

Beginning November 1, 2026, the Agreement shall automatically renew for successive one (1) year terms under the same terms and conditions unless either party provides written notice of termination to the other party at least thirty (30) days prior to the expiration of the then-current term.

SECTION III

CHANGE IN OWNERSHIP AND NAME

The parties acknowledge that subsequent to execution of the Agreement, ownership of Airborne Vector Control, LLC changed. The entity is now owned and operated by Vector Disease Control International ("VDCI"), located at 1320 Brookwood Drive, Suite H, Little Rock, AR 72202.

The contracting entity remains the same legal entity originally executing the Agreement, and no assignment has occurred. All obligations, rights, and responsibilities under the Agreement remain unchanged.

All references in the Agreement to "Airborne Vector Control, LLC" shall hereafter mean Vector Disease Control International.

SECTION IV

RATIFICATION

Except as expressly amended herein, all provisions of the original Agreement remain unchanged and are hereby ratified and confirmed.

IN WITNESS WHEREOF, the parties have executed this Amendment on the ____ day of _____, 2026.

VECTOR DISEASE CONTROL INTERNATIONAL

By: _____

Its: _____

CITY OF WEST FARGO, NORTH DAKOTA

By: _____

Its: _____

ATTEST:

By: _____

CITY OF WEST FARGO - AIRBORNE VECTOR CONTROL, LLC.
MOSQUITO SPRAYING AGREEMENT
2023 – 2025

This Mosquito Spraying Agreement ("Agreement") is made between Airborne Vector Control, LLC., a Minnesota Limited Liability Company, of Halstad, MN ("Contractor"), and the City of West Fargo, North Dakota, a municipal corporation ("City"), who agree as follows:

RECITAL

The Contractor and the City hereby agree that Contractor will be retained by City for the purpose of aerial spraying of pesticides over West Fargo, North Dakota. In order to be retained by City, City requires the following from Contractor and its Pilot in Command:

- Minimum of 2,000 hours flight experience.
- Minimum of 50 hours night flight time with a twin-engine aircraft.
- Minimum of 200 hours flight time with a twin-engine aircraft;
- Minimum of 50 hours flight time for the make, model, and series that will be used to complete the spray mission for the City;
- Minimum of 100 hours flight time applying pesticides to a city;
- Minimum of 20 hours flight time applying pesticides to a city at night;
- Minimum of 100 takeoffs/landings at altitude typical of project area with loads similar to an average load.
- Minimum of 2 years' experience in aerial mosquito control.
- Twin engine aircraft with a spray system meeting all specifications in FAR137 and authorized by the FAA and which is based within one hundred (100) miles of the City.
- Spray system nozzles shall be equal to the rotary atomizer-Micronair, 30-micron droplet spectrum;
- Swath Guidance GPS equipment with downloading capabilities. Upon request from the City, Contractor must provide printed reports within 24 hours of application.
- Reloading equipment capable of thirty (30) minute turns; and,
- Licensed and permitted to conduct business as an aerial applicator in North Dakota by April 1, 2018.

Contractor declares it has sufficient personnel and equipment to satisfy the requirements of the above paragraph to effectively spray all areas of the City with chemical pesticides approved for residential spraying. Contractor has provided to the City a written emergency response action plan identifying action steps in the event of an accident or a chemical release/dump, which plan is in form and substance satisfactory to the City.

SECTION I.

City hereby engages Contractor as an independent contractor, and not as an employee, to conduct aerial spraying of pesticides of approximately 10,750 acres over the City when directed to do so by Cass County Vector Control (CCVC), and Contractor hereby accepts and agrees to such engagement. City acknowledges and agrees that CCVC will be responsible for the direction of Contractor's work under the terms of this Agreement.

SECTION II.

The term of this Agreement shall commence May 1, 2023 subject to Section III of Agreement and shall terminate November 1, 2025(the "Term"), subject, however, to prior termination as hereinafter provided.

SECTION III.

City shall pay Contractor, and Contractor shall accept from City, in full payment of Contractor's services hereunder, compensation at a rate as follows:

- $24,187.50 Retainer Fee paid on or before April 1st of 2023 and before April 1st on each renewal year thereafter.
- The quoted rate per acre (see Appendix A) is based on the use of the chemical Permethrin 30 + 30 applied at .007 lbs. per acre and mixed with mineral oil for a finished rate of 1 oz. per acre.
- If the City determines that a different application rate of Permethrin or a chemical other than Permethrin should be used, then the rate per acre shall be renegotiated and both the City and Contractor agree to negotiate in good faith.

- City shall pay Contractor a $500.00 Ferry Fee for each application and assessed to every release of the aircraft by the City.

The Retainer Fee will be subtracted from the billing cycles until 100% of the Retainer Fee has been assessed against Contractor by the City, therefore reducing the cost of the initial billings by $24,187.50 . If at the end of each spray season there remains any unused Retainer Fee, then the unused Retainer Fee shall be retained by and become the sole property of Contractor. Any unused Retainer Fee will not apply to future spray seasons.

SECTION IV.

Contractor shall provide all chemicals and shall be responsible for any and all licenses, permits, fees, and all other items required of aerial applicators of pesticides. The chemical usage rates will be determined by CCVC and shall be subject to Section III of this Agreement.

SECTION V.

All chemicals used by Contractor must be a chemical which has been previously approved by the Environmental Protection Agency, the North Dakota State Department of Health and the West Fargo Public Health Department prior to application. Further, all chemicals must be applied according to the manufacturers' label, terms and specifications.

SECTION VI.

Contractor shall comply with all applicable statutes, ordinances, rules, regulations, and orders of all public agencies and authorities relating to the aerial application of pesticides over residential areas.

SECTION VII.

No waiver or modification of this Agreement or of any covenant, condition or limitation herein contained shall be valid unless in writing and duly executed by the party to be charged therewith and no evidence of any proceeding, arbitration, or litigation between the parties hereto arising out of or affecting this Agreement, or the rights or obligations of the parties hereunder, unless such waiver or

modification is in writing, duly executed as aforesaid and the parties further agree that the provisions of this section may not be waived as herein set forth.

SECTION VIII.

Contractor will secure public liability insurance in the minimum amounts as follows:

- Non-Chemical:
  - $5,000,000 Public Liability (bodily injury and property damage) combined single limit.
- Chemical:
  - $500,000 each person bodily.
  - $500,000 each occurrence bodily; and,
  - $500,000 each occurrence property.
- Chemical coverage includes "all labeled products for mosquito control."
- Chemical coverage includes "cities and towns and residential areas"
- Coverage includes the City as a fully insured additional insured

Contractor shall pay the premium on such insurance policy, and the City shall be designated as a "named insured" on such policy. Contractor shall maintain such policy in force for all months in which it performs services for the City under the provisions of this Agreement.

SECTION IX.

Contractor agrees to indemnify the City from any and all liability, loss or damage the City may suffer as a result of claims, demands, costs, or judgments arising from or arising against it from Contractor’s negligence in services performed by the Contractor relative to this Agreement.

SECTION X.

Contractor agrees that, upon receiving written authorization from CCVC, aerial application of pesticides over the City shall be completed within a reasonable time from notification by CCVC, not to exceed seventy-two (72) hours, unless such performance is prevented by an act of God (such as high

winds, rain or cold temperature) or unforeseen circumstances beyond the control of the Contractor pertaining to the aerial application of the City or aerial application of other clients of Contractor. However, the City reserves the right to cancel or withdraw said notice in writing delivered by CCVC to Contractor prior to the scheduled application. No aerial spraying shall occur without prior written notification to Contractor by and with the approval of CCVC.

SECTION XI.

Contractor agrees that performance under this Agreement shall be completed in a satisfactory and workman-like manner, subject to prior review and approval by the City, and/or state, and/or federal agencies.

SECTION XII.

Contractor shall remain in contact with CCVC for purposes of exchanging information and receiving directives related to the performance of this Agreement. Such contacts should be made and initiated by the Contractor with the designated representatives of CCVC at the time and place agreed upon by the parties hereto.

SECTION XIII.

With respect to termination of this Agreement:

- In the event of any violation by Contractor of any of the terms of this Agreement, and after failure by Contractor to remedy such violation within fifteen (15) days after written notice of such violation by City, City thereon may terminate this Agreement with written notice to Contractor and with pay for services rendered only to the time of such termination.
- In the event Contractor is not paid by the City in full within thirty (30) days after the delivery of an invoice by Contractor to the City, then Contractor may terminate this Agreement without notice and shall not be further obligated to the City for further aerial spraying.
- If the City and Contractor cannot agree on a renegotiated rate based on the change of the chemical used for spraying, as discussed under Section III of this Agreement, then

Contractor may terminate this agreement with thirty (30) days written notice and shall not be further obligated to the City for further aerial spraying.

- In the event that the City terminates this Agreement prior to the end of the Term and there is no unremedied violation by Contractor, then City shall be obligated to pay the remaining unpaid Retainer Fees through the end of the existing Term of this Agreement payable as a lump sum within thirty (30) days of termination. In the event that the Contractor terminates this Agreement prior to the end of the Term, then City shall not be obligated to pay remaining unpaid Retainer Fees.

SECTION XIV.

Prior to the spraying season, CCVC and City will provide an updated map detailing the spray boundaries with the corresponding updates regarding acreage changes.

CCVC and City shall also assist in the application process for approval with the North Dakota Department of Health. City shall supply an FAA authorization application signed by the Mayor. City shall be responsible for providing this information before April 15th of each year of the contract period. There shall be a $100 processing fee after that date.

CCVC shall be responsible for making public announcements via radio, television and newspaper at least 48 hours in advance of each spray application. Contractor and CCVC shall edit the announcements in cooperation.

CCVC makes the "go, no go decision" for the release of aircraft. The ultimate decision to spray shall be that of Contractor and shall depend upon the weather conditions at the time of arrival. Should the weather conditions become unfavorable for spraying while the aircraft is en route or while spraying, then Contractor shall coordinate with CCVC the decision to postpone the application. The Ferry Fee shall be applied to City for the release of the aircraft. CCVC shall then be responsible for rescheduling the application and to make further public announcements. Contractor is not responsible for changes in weather or unforeseen mechanical difficulties that may hinder the application.

[SIGNATURE PAGE FOLLOWS]

IN WITNESS WHEREOF, the parties have executed this Agreement at West Fargo, North Dakota, on the 27th day of April, 2023.

AIRBORNE VECTOR CONTROL, LLC.

By _____
Robert Aslesen, Manger

CITY OF WEST FARGO

By _____
Bernie Dardis, Mayor of West Fargo

ATTESTING:

By _____
~~Director of Finance~~
DEPUTY AUDITOR

APPENDIX A

PRICING STRUCTURE

(1) Price per Acre

Combined Acres Per Application	Unit Price *	
Fee based on spraying over 15,000 acres	$2.25	per acre
Fee based on 5,001 – 15,000 acres	$2.65	per acre
Fee based on 0 – 5,000 acres	$3.10	per acre
Retainer Fee [+]	*See Schedule Below*	

** Unit Price includes Permethrin mosquitocide at .007 pounds ai per acre.*

(2) Ferry Fee per Application

Ferry Fee of $500 per jurisdiction per application.

(3) Retainer Fee per Jurisdiction per Season

Jurisdiction	Retainer Fee [+]
City of West Fargo, ND	$24,187.50

[+] *The retainer fee will be applied as a credit at the beginning of the billing cycle each spray season until 100% of the retainer has been assessed, therefore reducing the cost of the initial billings by the amount of the retainer fee per season. If at the end of the season there remains any unused retainer fee, then the unused retainer fee shall be retained by and become the sole property of Airborne Vector Control.*

Information Services
Fargo City Hall
225 4th Street North
Fargo, ND 58102-4817
www.FargoND.gov

32

APPROVED BY THE BOARD
OF CITY COMMISSIONERS
2/2/2026

January 29, 2026

Honorable Board of
City Commissioners
City of Fargo
225 4th St N
Fargo, ND 58102

Dear Commissioners,

As you have seen in the news, cyber incidents are commonplace in the government setting.

Of course, we plan to help are neighboring agencies, Cass County IT and West Fargo IT, if there is an incident.

Attached is a Mutual Aid Agreement that will serve as the foundation of enabling that help.

Suggested Motion:

Move to approve the Cyber Incident IT Mutual Aid Agreement.

Thank you,

R M Gronneberg

Ron Gronneberg
CIO

Cyber Incident IT Mutual Aid Agreement

Agreement between

County of Cass, North Dakota

And

City of Fargo

And

City of West Fargo

This Cyber Incident IT Mutual Aid Agreement ("Agreement") is entered into by and between the County of Cass, North Dakota, City of Fargo, North Dakota, and City of West Fargo, North Dakota.

Section 1. Purpose. This Agreement is made and entered into by and among the undersigned political subdivisions within the State of North Dakota ("Participating Entities") to provide mutual assistance in the form of information technology (IT) resources and support in the event of a cyber incident. This Agreement promotes regional preparedness, operational continuity, and cooperation in alignment with North Dakota Century Code (NDCC) § 54-40.3, which authorizes intergovernmental cooperation among political subdivisions for mutual advantage.

Section 2. Authority. This Agreement is executed under the authority granted by North Dakota law, specifically NDCC § 54-40.3 – Intergovernmental Cooperation, NDCC § 37-17.1 – North Dakota Emergency Management Law, and the local applicable home rule charters or ordinances permitting interlocal collaboration. The Participating Entities agree this Agreement is consistent with their respective enabling authorities.

Section 3. Definitions. When used in this Agreement, the following terms are defined as follows:

A. Cyber Incident: An actual or suspected event that compromises or threatens the confidentiality, integrity, or availability of information systems, data, or services.
B. Requesting Entity: A local government entity requesting assistance under this Agreement.
C. Responding Entity: A local government entity that provides assistance in response to a request under this Agreement.
D. IT Resources: Includes but is not limited to IT personnel, systems, digital forensics tools, communications platforms, and other cyber response capabilities.
E. Mutual Aid: Voluntary provision of assistance between Participating Entities for preparedness, response, or recovery from a cyber event.

Section 4. Activation and Request Process. A Requesting Entity may activate this Agreement when experiencing or anticipating a cyber incident. Requests may be made verbally (in urgent situations) or in writing. If orally, any such request must be followed up in writing within 72 hours. Requests should specify: (1) nature of the incident; (2) type of assistance required; (3) estimated duration of aid, and (4) point of contact.

Section 5. Type of Assistance. Assistance provided under this Agreement may include, but is not limited to:

A. Cybersecurity incident response;
B. Network recovery and infrastructure support;
C. Forensic investigation and evidence preservation;
D. Threat intelligence sharing;
E. Temporary staffing and operational support; or
F. Liaison assistance with third-party vendors or law enforcement.

Section 6. Cost and Reimbursement. Each Responding Entity shall, by default, bear its own costs unless otherwise agreed in writing. Reimbursement terms may be negotiated on a per-incident basis and may cover: Personnel costs (wages, overtime, travel); equipment usage or repairs, and contractor services. If reimbursement is sought, the Requesting Entity must confirm in writing its acceptance of the costs before resources are deployed.

Section 7. Indemnification and Liability. Each Participating Entity is responsible for the acts or omissions of its own officers, employees, or agents and agrees to hold harmless other entities to the extent allowed by law. No provision of this Agreement shall be interpreted as a waiver of the statutory limitations on liability provided by NDCC Chapter 32-12.1 or any other applicable immunity or limitation. This Agreement does not create any employment relationship, joint venture, or partnership between Participating Entities.

Section 8. Insurance. Each Participating Entity shall maintain appropriate insurance coverage or self-insurance through public risk pools (e.g., NDIRF) to cover general liability, cyber liability, and workers' compensation. Failure to maintain insurance does not relieve a party of its responsibilities under this Agreement.

Section 9. Confidentiality and Public Records. All information shared under this Agreement in response to a cyber incident is considered sensitive and shall be kept confidential to the extent permitted under North Dakota law, including NDCC § 44-04-18 (open records and exceptions) and any applicable exemptions for security planning or law enforcement investigations. Participating Entities agree not to disclose confidential or privileged data except as required by law or with written permission.

Section 10. Command and Control. The Requesting Entity retains operational authority and oversight of its systems during a cyber incident. The Responding Entity provides assistance under the direction of the Requesting Entity's designated lead or incident commander.

Section 11. Duration and Termination. This Agreement shall take effect upon execution by two or more entities and shall remain in effect until terminated. Any Participating Entity may withdraw from the Agreement by providing 30 days' written notice. Termination shall not relieve any party of obligations already incurred.

Section 12. Dispute Resolution. Participating Entities agree to attempt informal resolution of disputes arising from this Agreement. If unresolved, the matter may be submitted to a neutral third party or mediator acceptable to all involved parties. If after mediation, the Participating Entities are unable to reach a resolution, they have all rights available to them under law.

Section 13. Governing Law and Venue. This Agreement shall be governed by the laws of the State of North Dakota. Any legal action related to this Agreement shall be brought in Cass County District Court.

Section 14. Amendments. This Agreement may be amended at any time with the written consent of the Participating Entities. Amendments shall be distributed to all signatories.

Section 15. Authority to Contract. Each Participating Entity affirms that it has the legal authority to enter into this Agreement and bind its organization accordingly.

In witness whereof, this Agreement has been executed and approved and is effective and operative as to each of the parties as herein provided.

CASS COUNTY

BY: _____

Tony Grindberg, Chairman

ATTEST: _____

County Auditor

CITY OF FARGO

BY: _____

Timothy J. Mahoney, M.D., Mayor

ATTEST: _____

~~Susan Thompson, City Auditor~~

Angie Bear, Deputy City Auditor

CITY OF WEST FARGO

BY: _____

Bernie L. Dardis, President, City Commission

ATTEST: _____

City Auditor

GAMING SITE AUTHORIZATION

ND OFFICE OF ATTORNEY GENERAL

SFN 17996 (4-2023)

G - ___ ___ ___ ___ (___ ___ ___) ___

Site License Number
(Attorney General Use Only)

Full, Legal Name of Gaming Organization
West Fargo Events

This organzation is authorized to conduct games of chance under the license granted by the North Dakota Attorney General at the following location

Name of Location			
Bar Down			
Street	**City**	**ZIP Code**	**County**
3150 Sheyenne St	West Fargo	ND	58078
Beginning Date(s) Authorized	**Ending Date(s) Authorized**	**Number of Twenty-One tables, if zero, enter "0"**	
7-1-26	6-30-27	2	

Specific location where games of chance will be conducted and played at the site (**required**)
Bar Area

If conducting **Raffle** or **Poker** activity provide date(s) or month(s) of the event(s) if known

RESTRICTIONS FOR CITY/COUNTY USE ONLY

The organization **must** provide the City/County a list of game types included in their Internal Control Manual and have the manual available upon request. The manual must throughly explain each game type to be conducted. The City/County can only approve these games at the site.

ACTIVITY TO BE CONDUCTED Please check all applicable games to be conducted at site (**required**)

[X] Bingo	[ ] Club Special	[ ] Sports Pools
[ ] **ELECTRONIC** Quick Shot Bingo	[ ] Tip Board	[X] Twenty-One
[ ] Raffles	[ ] Seal Board	[ ] Poker
[ ] **ELECTRONIC** 50/50 Raffle	[ ] Punchboard	[ ] Calcuttas
[X] Pull Tab Jar	[ ] Prize Board	[ ] Paddlewheel with Tickets
[ ] Pull Tab Dispensing Device	[ ] Prize Board Dispensing Device	[X] Paddlewheel Table
[X] **ELECTRONIC** Pull Tab Device		

Days of week of gaming operations (if restricted)	Hours of gaming (if restricted)

If any information above is false, it is subject to administrative action on behalf of the State of North Dakota Office of Attorney General

APPROVALS

Attorney General	Date
Signature of City/County Official	**Date**

PRINT Name and official position of person signing on behalf of city/county above

INSTRUCTIONS:

1. City/County - Retain a **copy** of the Site Authorization for your files.
2. City/County - Return the **original** Site Authorization form to the Organization.
3. Organizations - Send the **original**, **signed**, Site Authorization to the Office of Attorney General with any other applicable licensing forms for final approval

RETURN ALL DOCUMENTS TO:

Office of Attorney General
Licensing Section
600 E Boulevard Ave, Dept. 125
Bismarck, ND 58505-0040
Telephone: 701-328-2329 OR 800-326-9240

GAMING SITE AUTHORIZATION

ND OFFICE OF ATTORNEY GENERAL

SFN 17996 (4-2023)

G -___ ___ ___ ___ (___ ___ ___) ___

Site License Number
(Attorney General Use Only)

Full, Legal Name of Gaming Organization: West Fargo Events

This organzation is authorized to conduct games of chance under the license granted by the North Dakota Attorney General at the following location

Name of Location			
WF Dive Bar			
Street	**City**	**ZIP Code**	**County**
360 32nd Ave W Ste 140	West Fargo	ND	58078
Beginning Date(s) Authorized	**Ending Date(s) Authorized**	**Number of Twenty-One tables, if zero, enter "0"**	
7-1-26	6-30-27	1	

Specific location where games of chance will be conducted and played at the site (**required**): Bar Area

If conducting **Raffle** or **Poker** activity provide date(s) or month(s) of the event(s) if known:

RESTRICTIONS FOR CITY/COUNTY USE ONLY

The organization **must** provide the City/County a list of game types included in their Internal Control Manual and have the manual available upon request. The manual must throughly explain each game type to be conducted. The City/County can only approve these games at the site.

ACTIVITY TO BE CONDUCTED Please check all applicable games to be conducted at site (**required**)

[X] Bingo	[ ] Club Special	[ ] Sports Pools
[ ] **ELECTRONIC** Quick Shot Bingo	[ ] Tip Board	[X] Twenty-One
[ ] Raffles	[ ] Seal Board	[X] Poker
[ ] **ELECTRONIC** 50/50 Raffle	[ ] Punchboard	[ ] Calcuttas
[X] Pull Tab Jar	[ ] Prize Board	[ ] Paddlewheel with Tickets
[X] Pull Tab Dispensing Device	[ ] Prize Board Dispensing Device	[ ] Paddlewheel Table
[X] **ELECTRONIC** Pull Tab Device		

Days of week of gaming operations (if restricted)	Hours of gaming (if restricted)

If any information above is false, it is subject to administrative action on behalf of the State of North Dakota Office of Attorney General

APPROVALS

Attorney General	Date
Signature of City/County Official	**Date**
PRINT Name and official position of person signing on behalf of city/county above	

INSTRUCTIONS:

1. City/County - Retain a **copy** of the Site Authorization for your files.
2. City/County - Return the **original** Site Authorization form to the Organization.
3. Organizations - Send the **original**, **signed**, Site Authorization to the Office of Attorney General with any other applicable licensing forms for final approval

RETURN ALL DOCUMENTS TO:

Office of Attorney General
Licensing Section
600 E Boulevard Ave, Dept. 125
Bismarck, ND 58505-0040
Telephone: 701-328-2329 OR 800-326-9240

Daniel R. Fuller, MPA, EFO
Chief of the Department
West Fargo Fire Department

Fire Headquarters
1201 10th Ave E
West Fargo, ND 58078

OFFICE OF THE FIRE CHIEF

To: West Fargo City Commission
From: Fire Chief Dan Fuller
Date: 4/20/2026
Subject: 2026 Annual Report

Our team at the City of West Fargo Fire Department is pleased to submit the 2025 Annual Report. This report highlights our commitment to managing community risk, protecting life and property, and maintaining fiscal responsibility.

Key 2025 Performance Highlights:

- **Increased Service Demand**: responded to 3,039 calls for service in 2025, a 10.1% increase over the previous year.
- **Economic Impact**: The department achieved a return on investment (ROI) of $11.37-to-$1. For every tax dollar allocated, $11.37 was returned to the community through property and lives saved, resulting in a total economic impact of $85 million.
- **Operational Excellence**: earned Accredited Agency Status from the Center for Public Safety Excellence, a designation held by a small fraction of fire departments worldwide.
- **Fire Containment**: Crews kept 94% of building fires to the room of origin or smaller, significantly limiting community loss.
- **Training Rigor**: Personnel completed over 15,000 training hours to ensure peak readiness for any emergency scenario.

The full report is available for review, providing transparent data on our incident statistics, training achievements, and community risk reduction efforts.

Daniel R. Fuller, MPA, EFO
Chief of the Department
City of West Fargo Fire Dept

WEST FARGO FIRE DEPARTMENT

ANNUAL REPORT

2025













TABLE OF CONTENTS

03 MESSAGE CHIEF DAN FULLER

04 MISSION STATEMENT AND VALUES

05 2025 AWARDS

06 ECONOMIC IMPACT

07 COMMUNITY IMPACT

11 INCIDENT STATISTICS

12 TRAINING

13 COMMUNITY RISK REDUCTION

16 EDUCATION AND COMMUNITY TRAININGS

17 COMMUNITY HEALTH ALLIANCE

18 K9 TEAM

19 FINANCIAL TRANSPARENCY

20 YEAR OF PROGRESS

23 THANK YOU



MESSAGE FROM THE CHIEF

To the residents and stakeholders of our community,

As your Fire Chief, it is my privilege to present our 2025 Annual Report. This document is more than just a collection of statistics; it is a testament to the dedication of the men and women who serve this department and a transparent look at how we protect the lives and property of those we serve.

Growth and Demand
Our community continues to evolve, and with that growth comes increased responsibility. This past year, our department responded to 3,039 calls for service. Whether it was a medical emergency, a structure fire, or a citizen in need, our crews remained steadfast in their commitment to provide rapid, professional assistance every time the bell rang.

Excellence through Accreditation
We strive for more than just "good enough." I am proud to announce that we have been awarded Accredited Agency Status from the Center for Public Safety Excellence. This prestigious designation is held by only a small fraction of departments worldwide. It signifies that we meet the highest possible standards in the fire service and are committed to a process of continuous self-improvement.

Prepared for the Call
Skill is built through repetition and dedication. To ensure we are ready for any scenario, our personnel completed over 15,000 training hours this year. From high-angle rescue drills to advanced life support simulations, this rigorous training ensures that when you see us on your worst day, you are getting the most prepared team possible.

Stewardship of Your Investment
We recognize that we are funded by your tax dollars, and we take that responsibility seriously. This year, we conducted an analysis of our financial impact on the community. We are proud to report an 11.37-to-1 Return on Investment. This means for every dollar in our budget, we return $11.37 to the community in lives and property saved. We don't just cost the community; we protect its very foundation and are here when you need us.

Thank you for your continued support. We are honored to be your fire department.

Dan Fuller
Chief,
West Fargo Fire Department

MISSION AND VALUES

The mission of the West Fargo Fire Department is to manage community risk, improve quality of life, and protect lives and property from fires, natural disasters, medical emergencies, and hazardous material incidents within the City of West Fargo.

COMMITMENT

Commitment is the focusing of efforts, the dedication of service, towards an objective or ideal. For the department, it means commitment to the people we serve in the community and to each other.

INTEGRITY

Doing what is morally and ethically right, always, even when no one is looking. The public holds a great deal of trust in this department. They depend on the department to be having its best day when the public is having their worst.

COMMUNITY SERVICE

The focus of the department is to serve the community. We, as a department, make the pledge to respond when a member or visitor of our great city is in trouble, no matter what.

PROFESSIONALISM

In maintaining a high level of professionalism, the department is able to provide an excellent service to the community in the safest manner possible while maintaining fiscal stewardship of the taxpayer's resources.

2025 AWARDS

EMPLOYEE OF THE YEAR



Rob Dirk,
Captain

YEARS OF SERVICE



Dell Sprecher,
35 Years of Service



Joey Porter,
25 Years of Service



Dan Fuller,
10 Years of Service



John Neeb,
10 Years of Service



Matt Berg,
5 Years of Service



Matt Dahlson,
5 Years of Service



Andie Olson,
5 Years of Service



David Nerud,
5 Years of Service

LIFE SAVING AWARD



Brandon Gaugler,
Captain



Joe Mailey
Firefighter



Mike Obach,
Firefighter



Chase Cvancara,
Firefighter



Dillion Christensen,
Firefighter

COMMENDATION MEDALS



Tom Clark,
Deputy Chief



Jason Carriveau,
Battalion Chief



Levi Nesvold,
Battalion Chief



Tina Wagner,
Business Manager

CHIEF'S COINS



Alysa Thieschafer
Firefighter



Kendel Frost,
Deputy Chief



David Nerud,
Chaplain



Matt Berg,
Training Chief



Dave Sapp,
Equipment Technician



Brad Olson,
City Commissioner



John Neeb,
Fire Investigator



Addie Stewart,
Manager of
Public Information

ECONOMIC IMPACT

The West Fargo Fire Department is proud to announce a positive Return on Investment, achieving a ratio of $11.37-to-$1. This figure illustrates that for every dollar allocated within the department's budget, there is a substantial return of $11.37 to the community.

This return is achieved through the commitment to safeguarding lives and protecting property. By efficiently utilizing resources and implementing effective strategies, the community continues to significantly benefit from the department's initiatives.

This achievement not only reflects our commitment to maximizing the value of every dollar spent but also underscores the positive impact the department's personnel has on enhancing safety and security for all.





















COMMUNITY IMPACT

The West Fargo Fire Department continues to see an increase in calls for service, demonstrating the community's growing need for the department's services. From 2024 - 2025, the department saw a 10.1% increase in calls for service. This trend highlights West Fargo's growth and the fire department's crucial role in public safety. As the City of West Fargo evolves, so must the department's strategies to remain a pillar of safety in the community.

3,039 CALLS FOR SERVICE

367 INSTANCES OF TWO OR MORE CALLS AT ONCE

3,908 TOTAL COMPANY RESPONSES

70.67 CALLS PER 10,000 RESIDENTS

23 TOTAL CALLBACKS

CALLS FOR SERVICE INCREASED BY

10.1%

CALLS BY MONTH 2021-2025

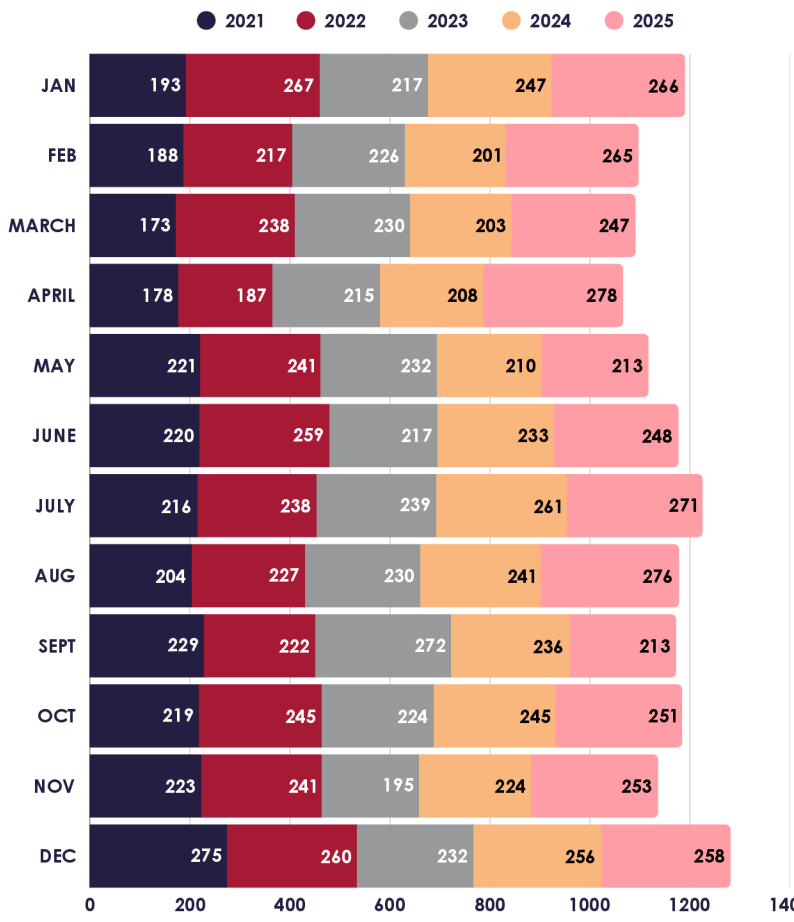

0.63%
FIRE LOSS

COMMUNITY IMPACT

The 90th percentile represents what the crews at the fire department can achieve on average.

Despite being quicker at times, the 90th percentile represents what can be achieved 9 out of 10 times, even when faced with an increased number of calls for service.

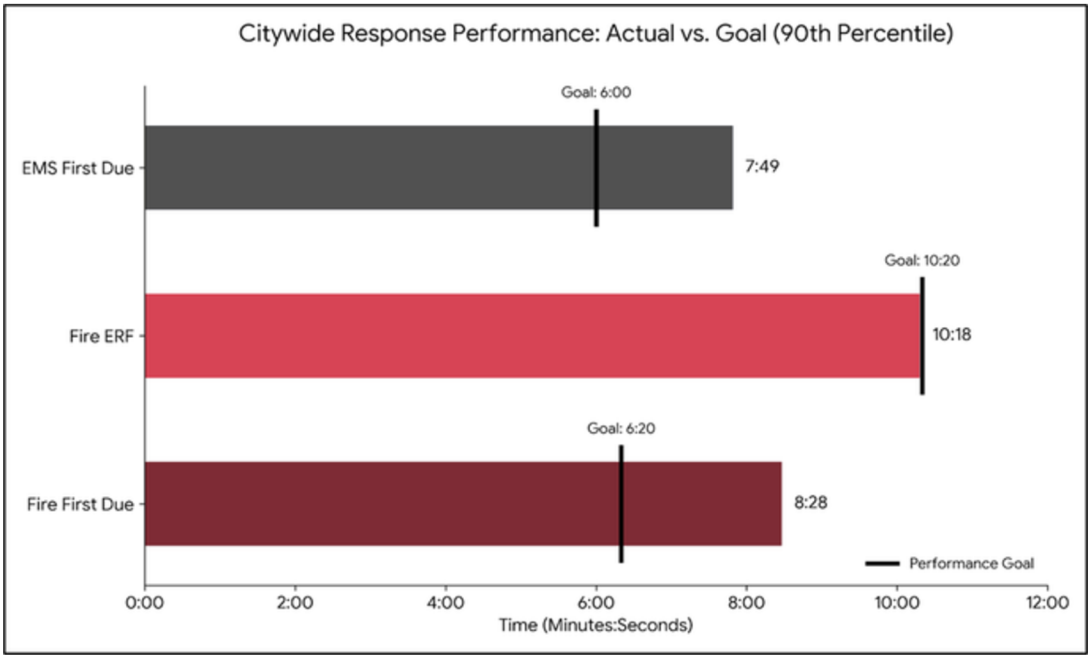



COMMUNITY IMPACT

In 2025, 18 fires with loss were reported in the City of West Fargo. Of those fires, 14 were building fires, which are considered the most dangerous to the community.

The department saved $55,181,150, with a 0.63% fire loss throughout the year. This amounts to $346,820 in fire loss throughout the year.

94% of building fires were kept to the room of origin or smaller.

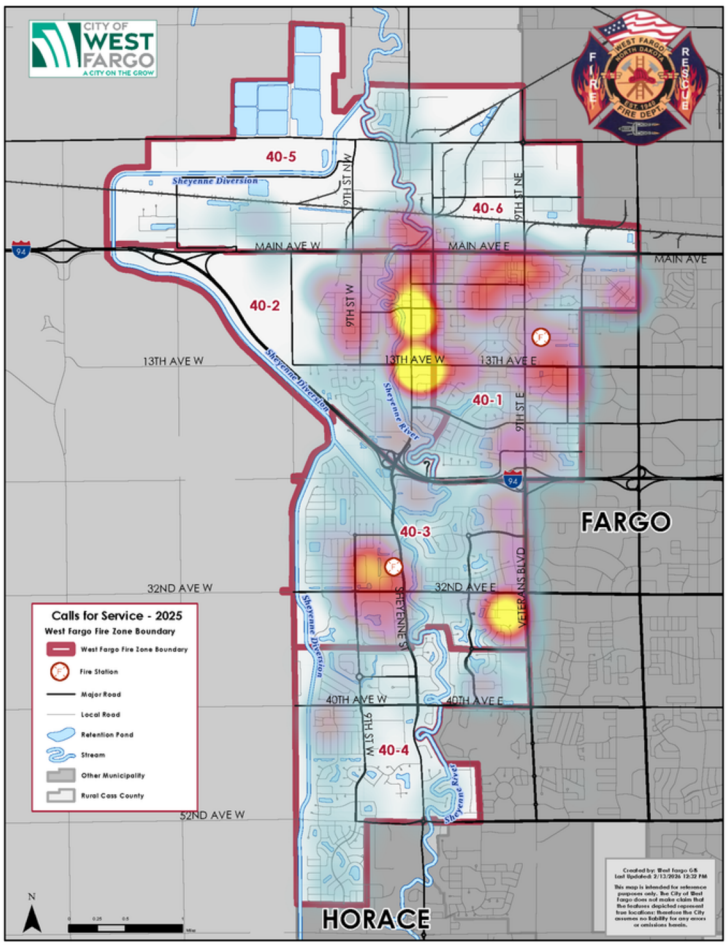



FIRES CONTAINED TO THE OBJECT OF ORIGIN



FIRES CONTAINED TO THE ROOM OF ORIGIN



FIRES CONTAINED TO THE FLOOR OF ORIGIN

COMMUNITY IMPACT

TOP FIRE CAUSES:

COOKING FIRES

IMPROPERLY DISCARD SMOKING MATERIALS

ONE **ARSON CASE**

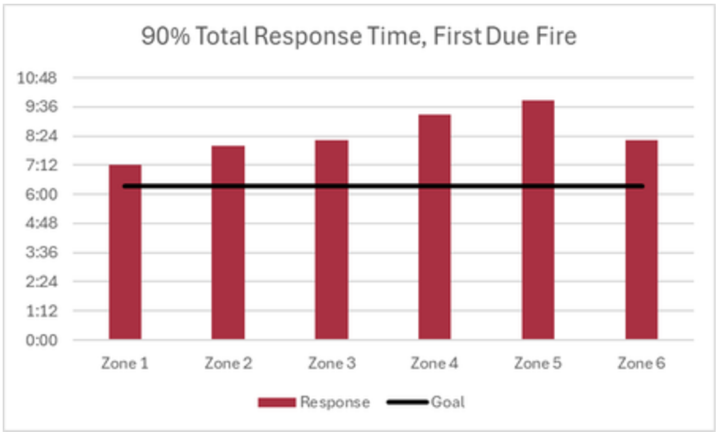

CITYWIDE FIRST FIRE DUE TIMES	TIME
DISPATCH	2:11
TURNOUT	1:32
TRAVEL	6:17
RESPONSE	8:28

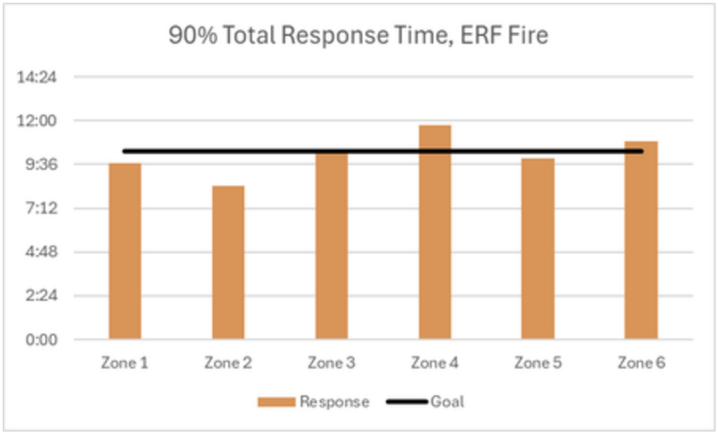

CITYWIDE FIRE ERF TIMES	TIME
DISPATCH	2:24
TURNOUT	1:45
TRAVEL	7:34
RESPONSE	10:18

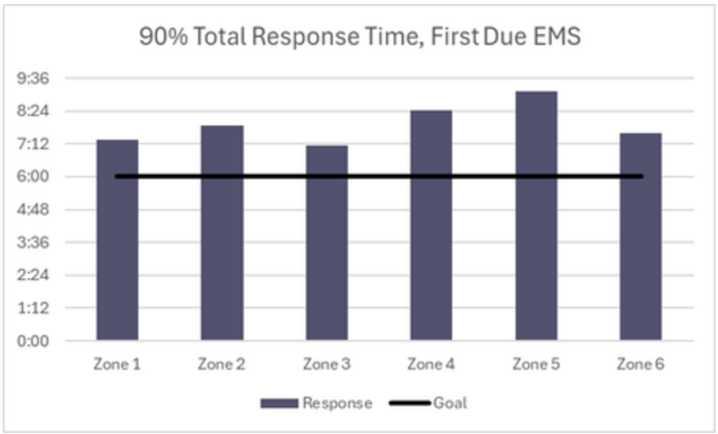

CITYWIDE EMS FIRST DUE TIMES	TIME
DISPATCH	2:24
TURNOUT	1:18
TRAVEL	5:39
RESPONSE	7:49

INCIDENT STATISTICS

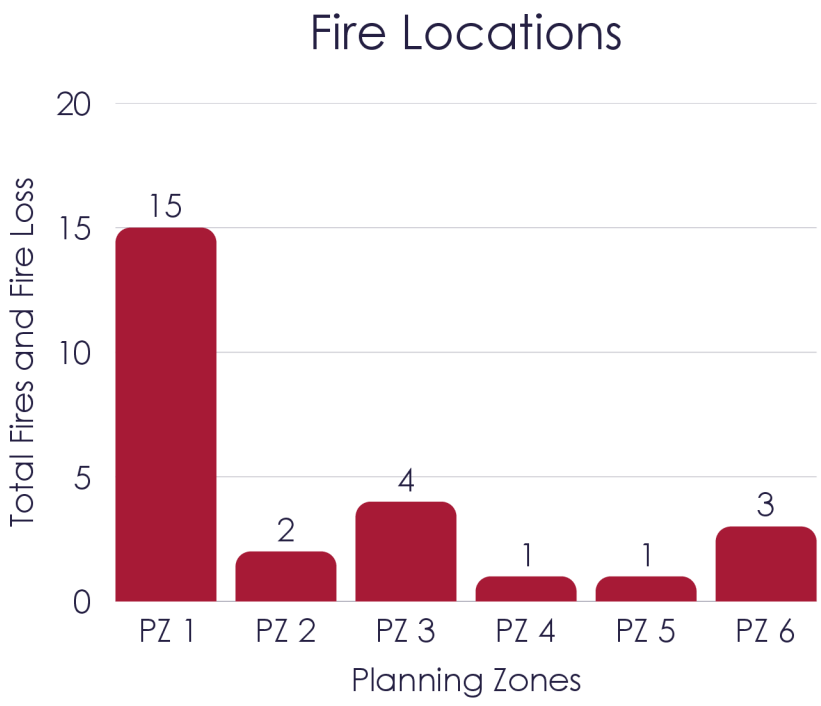

AREA WITH MOST FIRES:
PLANNING ZONE 1, SUBZONE 2

7 TOTAL FIRES

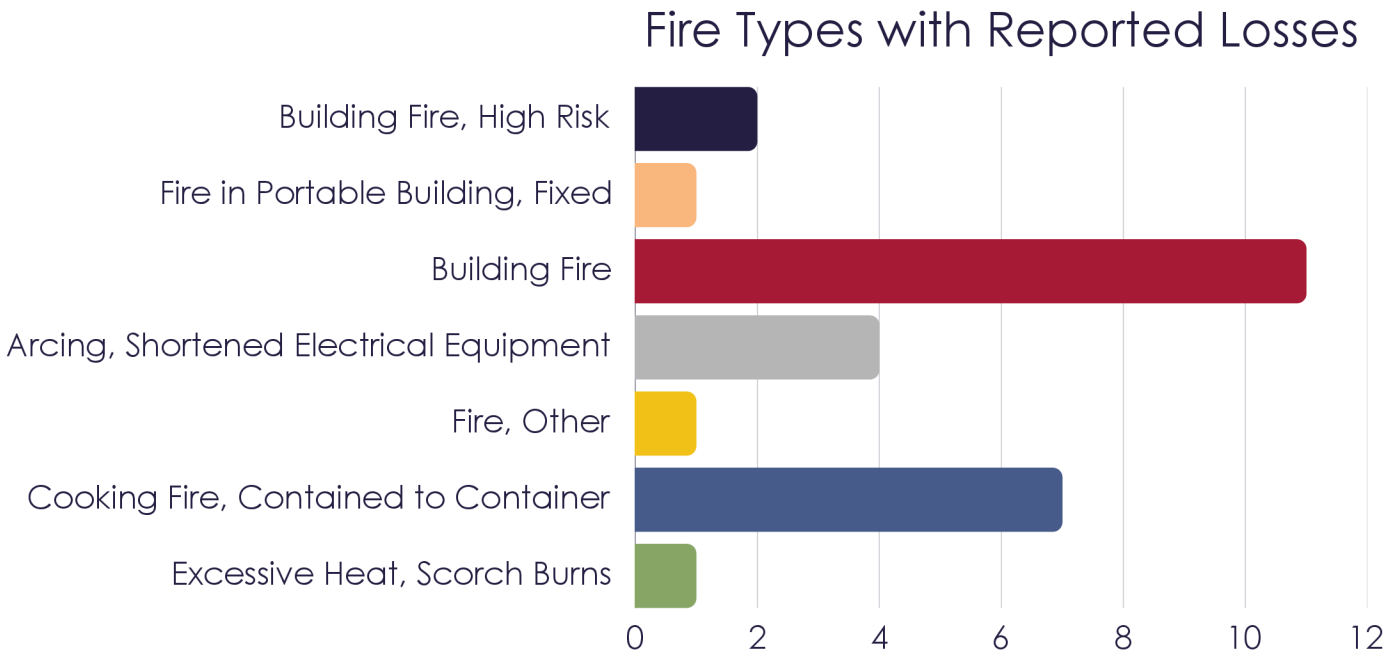

MOST COMMON TYPE: BUILDING FIRES

TRAINING

In 2025 the West Fargo Fire Department completed 15,062 total training hours.

Training classes included:

- Driver/Operator Trainings
- Firefighter I and Firefighter II Certifications
- Pro-Board Surface and Swift Water Certifications
- Pro-Board Fire Officer III Certifications
- Pro-Board Instructor I Certifications

TOP TEN TRAINING TOPICS BY HOUR	TOTAL HOURS
COMPANY TRAINING, NFPA 1001	4,453.45
RECRUIT TRAINING, NFPA 1001	2,160
DRIVER/OPERATOR TRAINING, NFPA 1002	1,774.28
TS COURSE	1,336.83
FACILITIES TRAINING	1,282.25
EMS	1,030.45
OFFICER TRAINING, NFPA 1021	732
MEDICAL PROTOCOLS	527.25
HAZARDOUS MATERIALS, NFPA 472	516.75
TECHNICAL RESCUE	388.25









COMMUNITY RISK REDUCTION

The team of Fire Inspectors is assigned code compliance inspections based on either the geographical area or the type of building to be inspected.

In West Fargo, all commercial, industrial, public assembly, government and multi-family apartments are inspected twice a year.

TOP CODE VIOLATIONS

1. **MAINTENANCE CHECKS**
   MEETING REQUIRED ANNUAL MAINTENANCE STANDARDS
2. **FIRE ALARMS**
   PROPERLY SERVICED AND WORKING FIRE ALARMS
3. **FIRE DOORS**
   ENSURING FIRE DOORS REMAIN CLOSED AT ALL TIMES
4. **EXIT LIGHTS**
   LACK OF EMEGENCY LIGHTS AND SIGNAGE
5. **MECHANICAL ROOM**
   MECHANICAL ROOM USED AS A STORAGE SPACE

1,583
CODE ENFORCEMENT INSPECTIONS

102
DAYCARE INSPECTIONS



COMMUNITY RISK REDUCTION

The department utilizes a paperless inspection system, which reduces cost while tracking data and improving accuracy.

For occupancies with a fire suppression system, a third-party compliance engine tracks the records and inspections. This increases the department's overall rates of compliance with annual inspections.

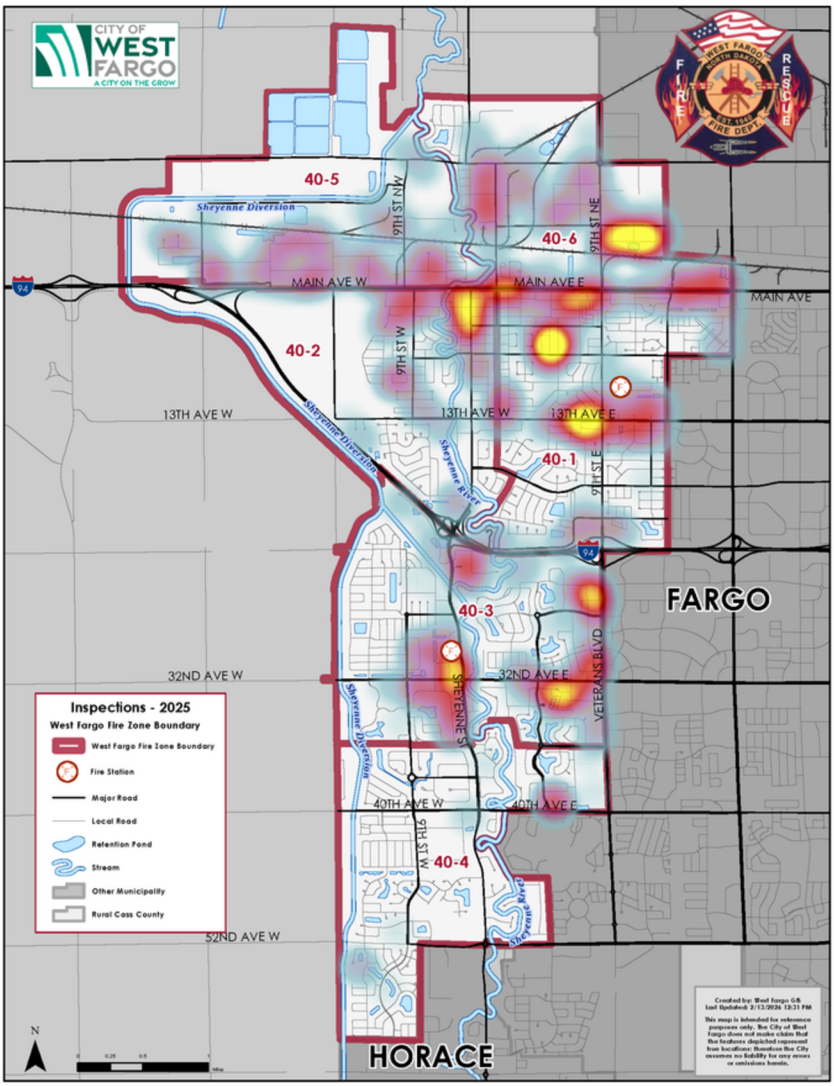

COMMUNITY RISK REDUCTION

The Community Risk Reduction division is responsible for reviewing new building plans for fire safety systems, conducting compliance inspections on current commercial, industrial and public assemblies, fire investigations and fire safety education.

Community risk reduction focuses on three core areas:

- enforcement
- engineering
- education

The Community Risk Reduction division works to address the evolving needs of the West Fargo community including trainings on carbon monoxide detectors, addressing vulnerable adult populations, the Adopt-a-Hydrant program and distributing safety messaging through social media, local media and the website.

10 SMOKE DETECTOR INSTALL EVENTS

26 FIRE STATION TOURS

43 PUBLIC EDUCATION EVENTS

53 CPR TRAINING EVENTS

20 FIRE EXTINGUISHER TRAININGS

19 COMMUNITY EVENTS







EDUCATION AND COMMUNITY TRAININGS

The West Fargo Fire Department participates in many events throughout the city. These events include trainings conducted at businesses, senior living centers, schools, health care facilities, and career fairs.

The Community Risk Reduction Officers are also a part of events, including:

- Citizens Fire Academy
- Taste of West Fargo
- Cruise Night
- West Fargo Street Fair
- Battle of the Badges Blood Drive
- Fire Extinguisher Trainings
- West Fargo Park District Senior Luncheon
- Cardiac Ready Community Programming
- Car Seat Checks
- West Fargo Park District Youth Safety Programming











COMMUNITY HEALTH ALLIANCE

The West Fargo Community Health Alliance (CHA) aims to connect residents with the right solution at the right time to support their immediate medical needs. The work of the Alliance better utilizes community resources to provide superior health outcomes for residents, their families, and the providers supporting the community.

The Alliance was founded by the St. Louis Park Fire Department to provide an innovative way to serve senior residents while decreasing the number of 911 calls and addressing the needs of patients with chronic health issues often related to age, disability, and mobility.

The work of the Alliance is not tied to one specific health system, provider, or insurer to give patients the autonomy to choose their care team. The West Fargo Fire Department launched the first Community Health Alliance in the state of North Dakota.

224
PATIENT ASSESSMENTS



K-9 TEAM

K9 Mika and K9 Handler John Neeb became the first K9 arson team in the region in 2020. Mika and Neeb cover parts of western Minnesota and the eastern half of North Dakota.

Neeb and Mika are required to go to approximately 50 fire scenes to recertify each year, in addition to a recertification test.

Mika is also utilized for community outreach by visiting schools and attending special events.

37

TOTAL K9 DEPLOYMENTS













FINANCIAL TRANSPARENCY

The total budget for the fiscal year stands at $7,785,674, reflecting the department's commitment to both operational efficiency and community service. The total per-resident cost for the year was $0.50 per day, highlighting the department's continued dedication to providing value throughout the community.

Looking ahead, preparation is underway for the upcoming costs for planning of Station 3, which will enhance infrastructure and service delivery throughout the City of West Fargo.

Total budget: $7,785,674

- 80% people
- 1% consumables
- 1% utilities
- 4% operations
- 12% debt service
- 1% technology
- 1% programs

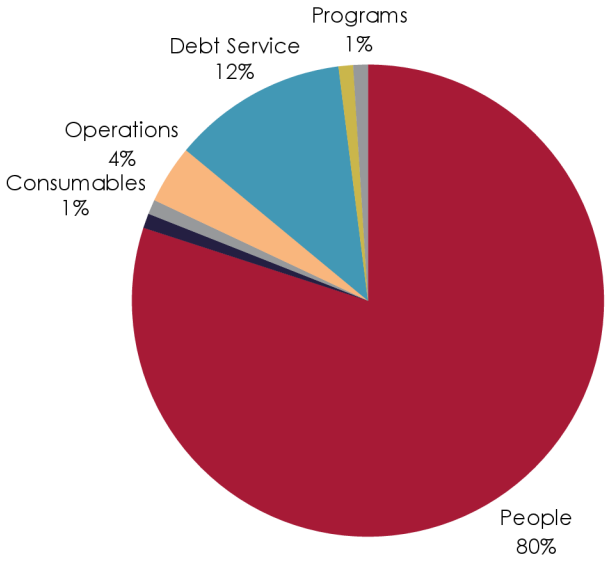



A YEAR OF PROGRESS

On August 5, 2025, the West Fargo Fire Department was awarded an Accredited Agency status from the Commission on Fire Accreditation International. This achievement demonstrates the department's collective commitment to the community and the entire City of West Fargo.

Commission on Fire Accreditation International Accredited Status is awarded after a process of agency self-assessment spanning over five years and verified through an international peer review from assessors around the world. The award is given to the selected team for providing services to the best of their abilities in accordance with established laws and standards.

The accreditation process involves several key components, including completion of the Self-Assessment Manual, which comprises 250 individual performance indicators across 11 different categories that cover all aspects of a modern fire department. The process also included an updated Strategic Plan and a four-day in-person Peer Team Assessment to validate all information provided by the department.

VALUE OF ACCREDITATION:

- Encourages quality improvement
- Identifies areas of strength and weakness
- Provides for greater data-driven decision-making
- Allows for the establishment of a plan for improvement
- Ensures the department has a defined mission and related objectives



A YEAR OF PROGRESS

CITIZEN SAVE STORIES - COMMUNITY HEALTH ALLIANCE

REPEAT 911 CALLS FOR MENTAL HEALTH AND SAFETY ASSISTANCE

Parents of a child with autism frequently called 911 for assistance to ensure their family's safety and well-being, as the situation had surpassed what could be managed at home. The West Fargo Fire Department (WFFD) referred them to the Community Health Alliance (CHA) Program, which connected them with County Human Services. This collaboration successfully facilitated an out-of-home placement for the child.

A care coordinator worked closely with the family and interdisciplinary team, participating in care conferences to develop a safe and suitable treatment plan. The parents expressed deep gratitude, highlighting the CHA Program referral as crucial in securing resources for their child's ongoing care and well-being.

"We would like to extend our sincere thanks to the WFFD for the support provided during one of the most difficult times in our lives. We felt overwhelmed and believed calling 911 was our only option. This program has had a meaningful impact on both our lives and our son's life, and we hope others are able to access the same support. We are truly grateful."

COMMUNITY HEALTH ALLIANCE PARTNER TESTIMONIAL

Since April 2024, Cass County Veteran Services have been a part of this wonderful program of collaboration, which has been most impactful to our veterans and their families, including widows. A referral will come into my office, and we follow up to ensure that the veteran either has benefits, healthcare or to assist the widow with pension or a program called DIC.

These programs are very valuable to the veteran who struggles with falls, housekeeping or financial impacts. The ball starts rolling with an email and the rest is handled through the other area providers, including Cass County Veteran Services, to make sure that the veteran or family member is going to be taken care of. I learned a long time ago while I was serving in the Army that you never leave a battle body behind and this network and connection ensure that daily. From VA healthcare to claims, we engage with the veteran to make sure that they will get all the benefits they're entitled to and can hopefully live a more balanced life.

It's the little things that impact our veterans the most and we will continue to work together in the future.

Thanks, VSO Christopher J Deery

A YEAR OF PROGRESS

CITIZEN SAVE STORIES - COMMUNITY HEALTH ALLIANCE

REPEAT 911 CALLS FOR FALLS - THREE CALLS IN TWO DAYS

The patient contacted 911 twice in 24 hours due to falls, but declined transport each time. After another fall the next day, she initially refused but agreed to hospital transport after discussing the Community Health Alliance Program with responders. She consented to notify her son and care team.

The West Fargo Fire Department referred her case to a hospital social worker to create a safe discharge plan. The patient's son, unaware of previous 911 calls, discovered she had been using a faulty medication pump. Testing confirmed the pump's defect.

The hospital ordered further tests and imaging, leading to a new care plan that included discharge to a rehabilitation facility. The son was listed as the primary emergency contact on her Pear Suite record and requested notifications for future 911 calls. While the patient was in rehabilitation, he arranged for in-home safety enhancements, including camera installation, and ensured proper medication pump management by a home care case manager.

"Please thank the WFFD for assisting my mother. I was unaware she had been experiencing falls at home, as she was concerned about losing her independence. This program has helped bring our family closer together and allows us to better support her in remaining safely at home. We truly appreciate the coordination involved in her care and recovery. I believe the outcome could have been far worse without this program." — M.H.





THANK YOU

Thank you for taking the time to review our 2025 highlights.

We look forward to many great years serving the West Fargo community.

701-515-5600

1201 10TH AVE. E. WEST FARGO, ND 58078

WESTFARGOFIRE.ORG

@WESTFARGOFIRE



2025 ANNUAL REPORT

WEST FARGO
POLICE DEPARTMENT

TABLE OF CONTENTS

03 INTRODUCTION BY CHIEF NIELSEN
04 MISSION & VISION STATEMENT
05 ADMINISTRATIVE STAFF
06 NEW HIRES, COMPLETED PROBATIONARY PERIOD & PROMOTIONS
07 AWARD RECIPIENTS & SERVICE MILESTONES
08 DEPARTMENT VOLUNTEERS & POLICE CADETS
09 CRIME STATISTICS
10 2025 BUDGET
11 BOMB & SWAT TEAMS
12 NEGOTIATIONS UNIT
13 PATROL DIVISION
15 DEPARTMENT PROGRAMS | LAKE REGION & K-9 UNIT
16 PROFESSIONAL STANDARDS DIVISION
17 TRAINING AND SPECIAL PROGRAMS
18 INVESTIGATIONS DIVISION
19 DEPARTMENT PROGRAMS | PITS, FLOCK & TIP411
20 DRUG & EVIDENCE PROCESSING | METRO-AREA STREET CRIMES UNIT
21 COMMUNITY OUTREACH PROGRAMS AND SERVICES UNIT
22 SCHOOL RESOURCE OFFICERS
23 THANK YOU

CHIEF'S INTRODUCTION



COMMISSION PRESIDENT DARDIS,

I am proud to present the West Fargo Police Department's 2025 Annual Report. The City of West Fargo continues to thrive with ongoing residential and commercial development. Despite this growth, our department saw only a 1.5% increase in the overall crime rate for the year. Our commitment to public safety is evident in the 32,911 calls for service officers responded to this past year, reflecting the community's ongoing need for law enforcement services.

Our department prides itself on fostering strong relationships with the community through innovative partnerships and proactive policing programs. Our evolving Community Outreach Programs and Services (COPS) Unit plays a crucial role in these efforts, showing our commitment to community engagement.

In 2025, the department consisted of 83 dedicated officers, 15 civilian staff members and four part-time Community Service Officers. This team of committed leaders shares a unified goal: to protect and serve our community with honor, integrity and courage.

As we look ahead to 2026, the West Fargo Police Department will continue serving our community with pride and professionalism. This annual report highlights the hard work and achievements we have accomplished in collaboration with our community over the past year.

Our entire department remains committed to ensuring that West Fargo continues to be the best and safest place to call home.

PETE NIELSEN,
CHIEF OF POLICE

CORE VALUES



INTEGRITY

Upholding the greatest moral principles and behavior standards while treating everyone we serve fairly and equally.



SERVICE

The desire to contribute to the welfare of others by responding appropriately to the needs and demands of the community.



COURAGE

Maintain the strength of mind, body, and spirit to encounter and withstand danger, fear, or difficulty with fairness and surety of purpose.

MISSION

The West Fargo Police Department has the responsibility to protect life and safeguard property in a highly effective and efficient manner and to engage the community in a collaborative crime prevention program.

VISION

The West Fargo Police Department strives to be a highly trusted public service agency that all levels of the criminal justice system may use as a standard of law enforcement performance as a result of having developed and maintained a strong core of visionary leaders and exceptionally trained and motivated personnel.

ADMINISTRATIVE
STAFF

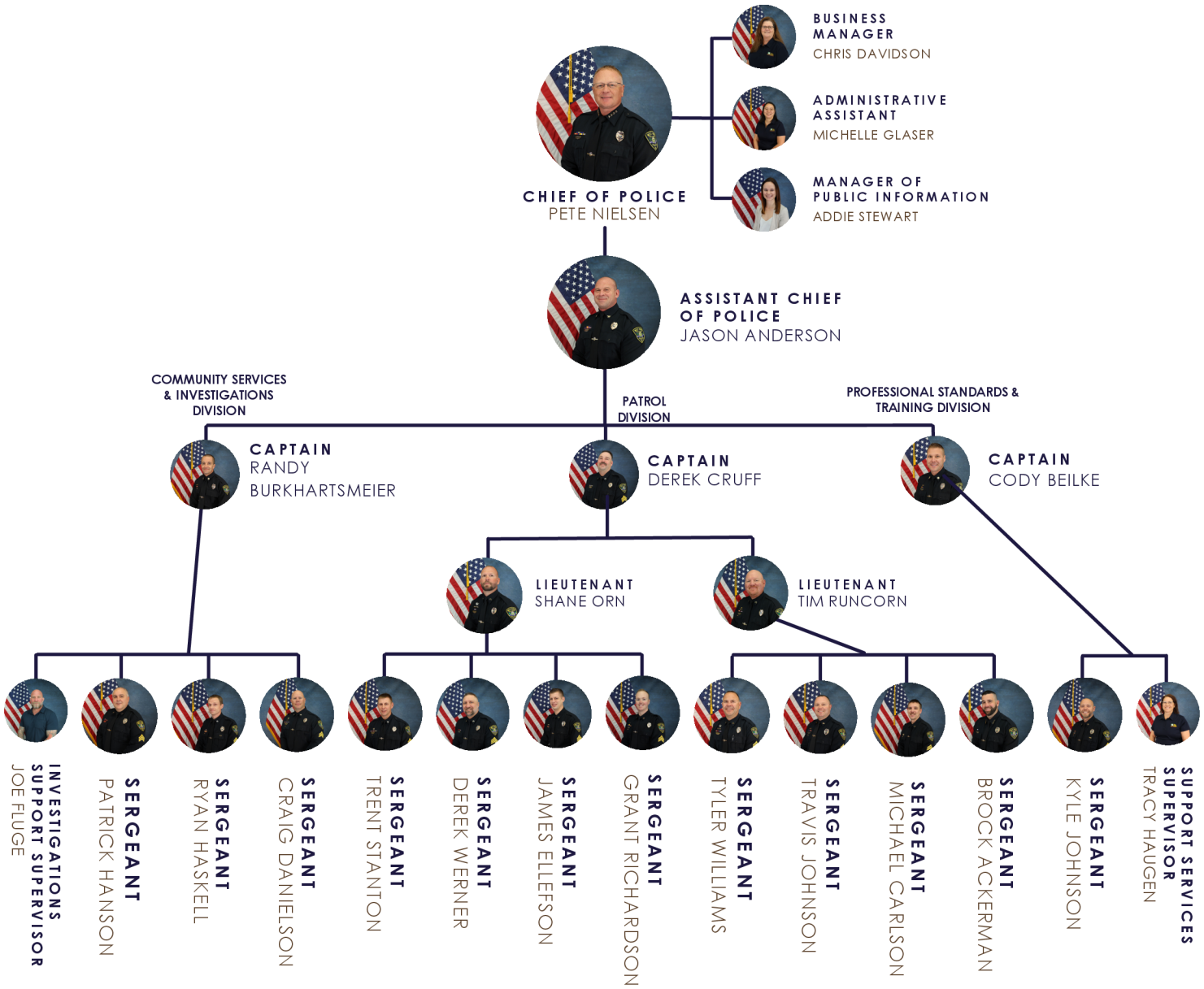

NEW

HIRES



Officer
J. Henry



Officer
J. Wanzek



Officer
C. Wirtzfeld



Officer
B. Kemmer



Officer
J. Posterick

DEPARTMENT TOTALS

83
OFFICERS

15
CIVILIAN STAFF

COMPLETED

PROBATIONARY PERIOD



Officer
A. VonEschen



Officer
G. Dixon



Officer
B. Tulius



Officer
W. Koropatnicki



Officer
A. Nystel



Officer
J. Mickelson



Officer
L. Schany



Officer
E. Newman



Officer
C. Hill



Officer
A. Diop

AWARD

RECIPIENTS



Shane Orn, Lieutenant Promotion



Tim Runcorn, Lieutenant Promotion



Annie Feltman, Officer of the Year



Patrick Hanson, Supervisor of the Year



Bethany Evans, Employee of the Year



Tyler Crouse, Employee of the Quarter



Lee Mewes, Employee of the Quarter



Sylvie Schweyen, Employee of the Quarter



John Mickelson, Employee of the Quarter



Lee Mewes, Luther Family Ford Honoree



John Mickelson, Luther Family Ford Honoree

SERVICE

MILESTONES



Tracy Haugen, 30 Years of Service



Chris Davidson, 30 Years of Service



Todd Pearson, 25 Years of Service



Mark Morris, 25 Years of Service



Jason Balvik, 20 Years of Service



Dora Roll, 15 Years of Service



Sylvie Schweyen, 15 Years of Service



Mackenzie Carr, 10 Years of Service



Brock Ackerman, 10 Years of Service



Sabrina Symonds, 10 Years of Service



Grant Richardson, 10 Years of Service



Matt Oldham, 10 Years of Service



Aaron Ostlund, 10 Years of Service



Addie Stewart, 5 Years of Service



Bobbi Jo Nobles, 5 Years of Service

DEPARTMENT
VOLUNTEERS AND CADETS

VOLUNTEERS

Our volunteers assist with tasks ranging from vehicle maintenance to transporting paperwork to the Cass County State's Attorney's Office.

The department is fortunate to have nationally recognized Chaplains serving the team. The Police Chaplains assist the residents of West Fargo and West Fargo Police Department Officers during traumatic events.

The department also has numerous volunteers who assist with the Cadets program by arranging meetings, taking photos and more.



PUBLIC SAFETY CADETS

The West Fargo Police Public Safety Cadets is a career exploration program for high school and early college students. The program's primary goal is to help young adults decide if a career in law enforcement is of interest and to challenge Cadets to be responsible citizens in the community and the nation.

The department often sees Cadets who have excelled in the program progress to become Community Service Officers and sometimes sworn Officers with the West Fargo Police Department.



CRIME
STATISTICS

CRIMES AGAINST PERSONS	2021	2022	2023	2024	2025
HOMICIDE	1	-	1	2	1
KIDNAPPING	6	8	3	1	3
HUMAN TRAFFICKING	-	-	-	-	-
SEX CRIMES	42	31	51	46	46
AGGRAVATED ASSAULT	49	55	54	39	46
SIMPLE ASSAULT/INTIMIDATION	319	291	290	242	266
STALKING	4	1	12	16	22
SUBTOTAL	**421**	**386**	**411**	**346**	**384**

CRIMES AGAINST SOCIETY	2021	2022	2023	2024	2025
DRUG/NARCOTIC VIOLATIONS	263	199	251	293	266
DRUG EQUIPMENT VIOLATIONS	224	169	234	266	281
PORN/OBSCENE MATERIAL	17	11	14	7	14
WEAPONS LAW VIOLATIONS	25	24	19	30	19
OTHER CRIMES AGAINST SOCIETY	7	4	6	-	2
SUBTOTAL	**536**	**407**	**524**	**596**	**582**

GROUP B CRIMES	2021	2022	2023	2024	2025
DUI	119	120	103	138	159
LIQUOR LAW VIOLATIONS	57	48	48	55	73
OTHER GROUP B CRIMES	522	531	549	517	479
SUBTOTAL	**698**	**699**	**700**	**710**	**711**

CRIMES AGAINST PROPERTY	2021	2022	2023	2024	2025
ROBBERY/BURGLARY/BUILDING THEFT	166	106	145	117	99
SHOPLIFTING	88	68	87	87	71
THEFT FROM MOTOR VEHICLE	125	81	104	73	46
IDENTITY THEFT	59	38	39	72	35
COUNTERFEITING/FRAUD	45	41	23	27	89
OTHER CRIMES AGAINST PROPERTY	539	510	523	375	423
SUBTOTAL	**1,022**	**844**	**921**	**751**	**763**
CRIME TOTAL	**2,677**	**2,336**	**2,556**	**2,403**	**2,440**

OTHER WARRANTS	2021	2022	2023	2024	2025
WARRANT OTHER AGENCY	285	425	454	441	398
LOCAL WARRANT	37	66	44	59	96
TOTAL	**221**	**358**	**363**	**500**	**494**

2025

BUDGET

TOTAL BUDGET: $14,591,639

BUDGET BREAKDOWN	2025
Training	$170,400
Prisoner Board	$120,000
Gas & Oil	$203,900
Rifles & Equipment	$479,100
Technology	$360,200
Police Cruisers & Equipment	$454,000
Other Accounts	$675,850
WSI	$95,148
Salaries & Benefits	$12,033,041

NOTABLE PURCHASE: POLARIS ATV



The City of West Fargo has been growing rapidly over the past five years, increasing demands on the department.

Why an ATV?

- Enhanced Mobility: ATVs can easily navigate crowded events
- Efficient Response: An ATV can transport up to six officers, ensuring quick and safe responses without needing a full squad car
- Versatile Access: ATVs reach places standard vehicles can't, improving patrol coverage and efficiency in areas like Cruise Night and diversion terrains.

*This ATV was purchased for approximately $55,000 using asset forfeiture funds.

BOMB & SWAT TEAMS

RED RIVER VALLEY REGIONAL BOMB SQUAD

The Red River Regional Bomb Squad is a multi-jurisdictional team that assists local law enforcement agencies in the education, location and disposal of all energetic materials. The Bomb Squad is often utilized with the tactical unit and negotiations unit on large-scale events with potential for dangerous materials or explosives. The Bomb Squad uses different types of technology to assist other units including bomb robots, which are capable of sending real-time video and audio.

In 2025, the Bomb Squad was called out 42 times.

The West Fargo Police Department has three officers serving on the Red River Regional Bomb Squad.









RED RIVER VALLEY SWAT TEAM

The Red River Valley SWAT Team is comprised of members from all local metropolitan agencies. The department has five officers on the team, including a team leader.

In 2025, the Red River Valley SWAT Team was deployed 31 times for various high-risk search warrants, barricaded subject calls, and other high-profile security details. The 31 deployments included fugitive apprehension, security details, search warrants and barricaded subjects.

The team trains monthly for high-risk operations such as warrants, hostage rescue, barricaded subjects and active shooter incidents.

NEGOTIATIONS
UNIT

Collaborating with the Tactical Unit, the Negotiations Unit works to ensure the safe resolution of high-risk and critical incidents. Made up of 12 team members from various metro law enforcement agencies, the Red River Valley SWAT Negotiations Unit undergoes monthly team training focused on active listening, communication skills, and communication technology. The West Fargo Police Department has two officers serving on the Negotiations Unit.

In addition to regular team training, the negotiators actively participate in regional and national events to stay updated on best practices and maintain proficiency with the latest communication technology.

Throughout the year, the Negotiations Unit is deployed to assist with any Red River Regional SWAT team tactical call for service to provide support during high-risk and critical incidents. In 2025, the Negotiations Unit was called out 24 times.

The Negotiations Unit also participates in various community engagement events in the metro area and conducts presentations for community members, shedding light on the roles and responsibilities of the Unit.

The dedicated efforts of the Negotiations Unit underscore their commitment to public safety and effective crisis resolution.







PATROL DIVISION

32,911
CALLS FOR SERVICE

TOTAL MILES DRIVEN: 726,416

The Patrol Division is composed of a Patrol Captain, two Lieutenants, eight Patrol Sergeants, 40 Patrol Officers, a Traffic Enforcement Officer, and multiple part-time Community Service Officers.

Officers in the Patrol Division respond to both major and minor crimes and assist on medical calls, handling everything from providing directions to managing serious incidents involving injury or death.

Beyond basic duties, officers serve in various specialized roles, including alcohol compliance checks, Bike Patrol, Bomb Squad, defense tactics, Drug Recognition Experts, Peer Support, the Community Service Officer Program, Police Cadet mentors, Field Training Officers, Honor Guard, internet safety, Negotiations Unit, SWAT, and the K-9 Unit.

TRAFFIC STATS	2021	2022	2023	2024	2025
DUI	119	118	103	138	159
DUI REFUSALS	35	30	35	34	45
DRIVING UNDER SUSPENSION	265	492	625	539	532
SUBTOTAL	**419**	**640**	**763**	**711**	**736**
PATROL STATS	**2021**	**2022**	**2023**	**2024**	**2025**
CITATIONS ISSUED	4,583	5,503	4,533	4,029	5,318
ARRESTS	1,371	1,569	1,578	1,601	1,731
ACCIDENTS	907	1,030	971	919	915
SUBTOTAL	**6,861**	**8,102**	**7,082**	**6,549**	**7,964**
TOTAL	**7,280**	**8,742**	**7,845**	**7,260**	**8,700**

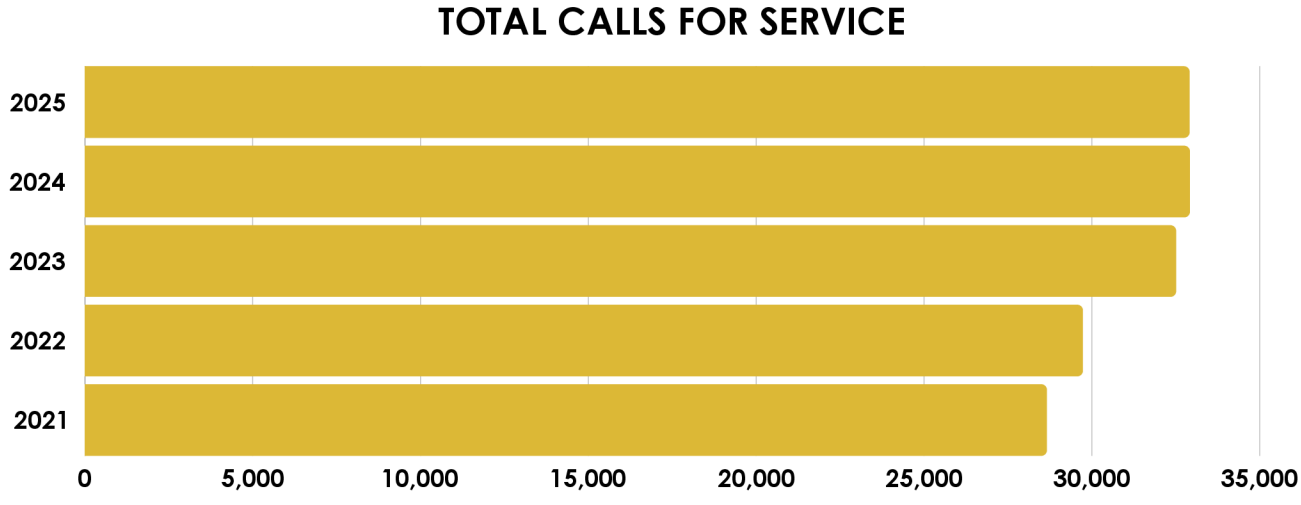

PATROL DIVISION

PUBLIC ASSIST, NON-CRIMINAL	2021	2022	2024	2024	2025
MISSING PERSONS/RUNAWAY	111	147	115	78	196
SUICIDE (ATTEMPTED, COMPLETED)	49	47	42	25	26
SUICIDE THREAT	66	80	69	65	58
UNATTENDED DEATH	37	34	38	36	58
TOTAL	**263**	**308**	**264**	**204**	**338**

OVERDOSE STATS	2025
FATAL OVERDOSES	4
TOTAL	**11**

GUN CRIMES	2025
CASES WITH A FIREARM	23
AGGRAVATED ASSAULT, HOMICIDE CRIME CODES	49
GUN SHOTS	3
MURDER AND NEGLIGENT MANSLAUGHTER	1
TOTAL	**76**







TOP CSO CALLS FOR SERVICE	2023	2024	2025
PARKING COMPLAINTS	1,350	2,191	1,560
ANIMAL CALLS	351	327	356
CODE ENFORCEMENT	320	316	242
VEHICLE UNLOCKS	116	107	83
FOUND PROPERTY	53	64	53
FOUND BICYCLES	23	22	21
IMPOUNDS	23	21	12
PUBLIC ASSISTS	13	9	14
COMMUNITY ORIENTED POLICING	6	10	7

COMMUNITY SERVICE OFFICERS

The Community Service Officer (CSO) program offers several part-time positions. It provides criminal justice students with foundational law enforcement experience, aiming to recruit and retain quality candidates for the West Fargo Police Department.

The CSOs respond to calls for service, such as vehicle unlocks, animal calls, code enforcement, and parking complaints. The CSOs also work directly with the Fleet Manager for vehicle maintenance and deliveries to other government agencies.

TOTAL CSO CALLS FOR SERVICE: 2,380

DEPARTMENT
PROGRAMS

LAKE REGION STATE COLLEGE

The West Fargo Police Department, in partnership with Lake Region State College, hosted the fourth annual Peace Officer Academy. This program trains individuals to become licensed peace officers in North Dakota, with nearly all graduates finding employment in the state.

The 14-week program includes daily physical fitness and classroom sessions covering topics like crime scene processing and North Dakota criminal law. Lake Region State College is the only institution in the state authorized to provide the North Dakota POST basic curriculum. The department aims to recruit and retain qualified individuals for local and regional positions. Special thanks to officers from the West Fargo Police Department and Cass County Sheriff's Office for their instructional support.



K-9 UNIT



K-9 JAZZ
Handler: Sgt. B. Ackerman
Breed: Belgian Malinois



K-9 THOR
Handler: Officer M. Oldham
Breed: German Shepherd



K-9 VITO
Handler: Officer B. Nobles
Breed: Belgian Malinois



K-9 Q
Handler: Officer W. Koropatnicki
Breed: German Shepherd



K-9 BELLA
Handler: SRO T. Pearson
Breed: Labrador Mix



K-9 LABBY
Handler: SRO D. Roll
Breed: Goldendoodle



K-9 CLOVER
Handler: SRO S. Skwiera
Breed: Chocolate Lab

253
WORKING K-9 DEPLOYMENTS

PROFESSIONAL STANDARDS

DIVISION

977
FINGERPRINTS RECORDED

The Professional Standards Division includes a Captain, Training Sergeant, Training Officer and a number of civilian employees who perform essential tasks for the department.

OFFICE SUPERVISOR

The Office Supervisor is responsible for approving task guidelines, schedules, staff reviews and the supervision and training of Support Specialists. The Office Supervisor serves as the National Crime Information Center (NCIC) validation officer who is responsible for verifying the accuracy of police records in NCIC.

SUPPORT SPECIALISTS

The Support Specialists conduct criminal background checks, route reports to agencies, and handle open records requests, ensuring compliance with North Dakota Open Records Law. They transcribe digital reports and interviews, and manage correspondence, proofreading, editing, filing, and data entry.

INTERNAL AFFAIRS	EXONERATED	SUSTAINED	UNFOUNDED	TOTAL
EXTERNAL	0	5	0	5
INTERNAL	0	0	0	0
TOTAL	**0**	**5**	**0**	**5**







TRAINING & SPECIAL PROGRAMS





TRAINING

Sworn staff received 6,652 hours of continuing education and Police Officers Standards and Training (POST) accredited training.

Every three years, officers are required to complete 60 hours of continuing education training to maintain their license. A variety of training organizations were brought to the West Fargo Police Department to cover topics such as drug interdiction, police K-9, legislative review, SRO basics, FTO training and interview techniques.

TOTAL TRAINING HOURS: 6,652

CRIME FREE MULTI-HOUSING

The West Fargo Crime Free Multi-Housing Program offers training for West Fargo rental property management and staff. After training, the Crime Free Multi-Housing coordinator notifies the trained management when tenants or visitors commit certain offenses on the property. The department also assists the rental property management with background checks.

RENTAL PROPERTY CALLS FOR SERVICE: 4,059

SEX OFFENDER COMPLIANCE TEAM

The West Fargo Police Department Sex Offender Compliance Team was created in 2021. The team monitors offenders living and/or working in West Fargo, as well as identifies unregistered offenders and completes investigations for crimes, including Failure to Register as a Sex Offender.

The team consists of one Investigations Captain, one Patrol Sergeant, three Patrol Officers, and one Criminal Intelligence Analyst. In 2025, the team monitored approximately 85 registered offenders.

INVESTIGATIONS

DIVISION

The Investigations Division is split into two main units, the Criminal Investigations Unit and the Special Investigations Unit. Detectives assigned to the Criminal Investigations Unit work cases involving property, personal and financial crimes.

Detectives assigned to the Special Investigations Unit are further assigned to units and task forces consisting of the Drug Enforcement Administration Task Force, Cass County Drug Task Force, Metro Area Street Crimes Unit, U.S. Postal Service and U.S. Marshal Task Force. Detectives assigned to those units and task forces focus primarily on drug and human trafficking, bulk cash smuggling and gang activity.

The Criminal Intelligence Unit also houses a Criminal Intelligence Analyst who focuses on crime trends and targeting of crime issues.

This Division also manages special programs such as the Offender Registration.







701

INVESTIGATION CASES ASSIGNED AND REVIEWED

66%

ATTEMPT TO ID CLOSURE RATE

DEPARTMENT
PROGRAMS



PURSUITS & PITS

A pursuit intervention technique (PIT) is a controlled maneuver that is an effective way to end pursuits when the suspect vehicle is fleeing law enforcement.

West Fargo Police Department officers conduct PIT maneuver training as another tool to safely end pursuits in order to protect the greater community.



PURSUIT STATS	2025
Pursuit Intervention Techniques	24
TOTAL PURSUITS	51

FLOCK SAFETY CAMERAS

FLOCK NOTABLE STATS*	2025
FLOCK-RELATED CASE REPORTS	51
ARRESTS LINKED TO ALPR HITS	17
VEHICLES RECOVERED	2
FIREARMS SEIZED	3
NARCOTICS CASES SUPPORTED	6
REAL-TIME ALERTS GENERATED	51

*All statistics provided above are approximate and do not reflect the entirety of the calls for service.

TIP LINE

The WFPD app and the tip411 anonymous text-a-tip system are 100% anonymous, as the technology removes all identifying information before law enforcement reviews the tips.

Those without a smartphone can share information by sending an anonymous tip via a cell phone to the police by texting the keyword WFPD and the message or tip to 847411 (tip411).

TOTAL TIPS PROCESSED: 1,378

DRUG & EVIDENCE
PROCESSING

TOTAL PIECES OF EVIDENCE TAKEN: 2,730

CASS COUNTY DRUG TASK FORCE STATISTICS	2025 SEIZURES
METH	253.3 grams
MARIJUANA	1,715.4 grams
FENTANYL M30	3,261 pills
FENTANYL POWDER	186.38 grams
PSILOCYBIN MUSHROOMS	12 grams
FIREARMS	8 firearms

WEST FARGO POLICE DEPARTMENT STATISTICS	SEIZURES
METH	1,294 grams
HEROIN	0.2 grams
MARIJUANA	1,116 grams
COCAINE	22 grams
FENTANYL	90 pills 304 grams powder
CURRENCY	$13,578

METRO-AREA STREET CRIMES UNIT

The West Fargo Police Department participates in the Fargo-Moorhead Metro-Area Street Crimes Unit. This unit is comprised of officers and deputies from the Cass County Sheriff's Office, Clay County Sheriff's Office, West Fargo Police Department, Fargo Police Department and Moorhead Police Department.

This unit works to identify, track, and apprehend gang members and their associates. In 2025, the unit made 202 total arrests, with 20 of those arrests being confirmed gang members or known associates. The unit made over 123 probable cause arrests.

TOTAL ARRESTS: 202

GANG ARRESTS	20 arrests
CONTROLLED PILLS	240 pills
MARIJUANA	2,753 grams
METH (GRAMS)	950.5 grams
FENTANYL	51.5 grams
MONEY SEIZED	$20,935
FIREARMS SEIZED	24 firearms
TOTAL SEARCH WARRANTS	79 search warrants
ELECTRONIC SEARCH WARRANTS	29 search warrants
RESIDENTIAL SEARCH WARRANTS	23 search warrants
DNA SAMPLE SEARCH WARRANTS	6 search warrants

COPS UNIT

The Community Outreach Programs and Services Unit (COPS Unit) of the West Fargo Police Department includes a Captain, Community Engagement Officer, nine School Resource Officers, and a Sergeant.

PROGRAMS

The COPS Unit offers various programs to engage with the community, such as:

- Citizens Police Academy
- Night to Unite
- Police in the Park
- Cops & Dobbers Senior Bingo
- Senior Safety Academy
- Scam Presentations
- Coffee with a Cop
- Seasonal Coloring Contests
- Swimming Lessons
- Pink Patch Project

These initiatives aim to recognize West Fargo's diverse population and foster stronger community relationships. The unit's primary goal is to build trust between the police department and all residents.













COPS UNIT PROGRAM

HIGHLIGHTS

BATTLE OF THE BADGES

The West Fargo Police Department participated in the 7th annual Battle of the Badges blood drive in partnership with Vitalant. Team Fire won this year's friendly competition with 65 units of donated blood compared to 62 units by Team Law.

PINK PATCH PROJECT

The West Fargo Police Department started the Pink Patch Project in 2018. The pink patch, department challenge coin and apparel were sold to raise money for breast cancer awareness. In 2025, over $3,600 was raised and donated to the Edith Sanford Breast Center.

HOMETOWN HEROES ACADEMY

A three-day camp with the West Fargo Park District, Vision Zero ND and West Fargo Fire Department was filled with adventures, fun and learning. Activities ranged from a bike safety rodeo to fire station tours. Participants also had the chance to explore local public safety vehicles, engage in an important anti-bullying discussion and learn about seat belt safety.



SCHOOL RESOURCE OFFICERS



Patrick Hanson,
Sergeant,
COPS Unit

MEET THE SROS



Jason Balvik,
West Fargo
High School



Antoine Diop,
Sheyenne
High School



Lee Mewes,
Horace
High School



Sylvie Schweyen,
Heritage
Middle School



Charles Swiggum,
Liberty
Middle School



Tyler Crouse,
Cheney
Middle School



Dora Roll,
Elementary
Schools



Todd Pearson,
Elementary
Schools



Sari Skwiera,
Elementary
Schools

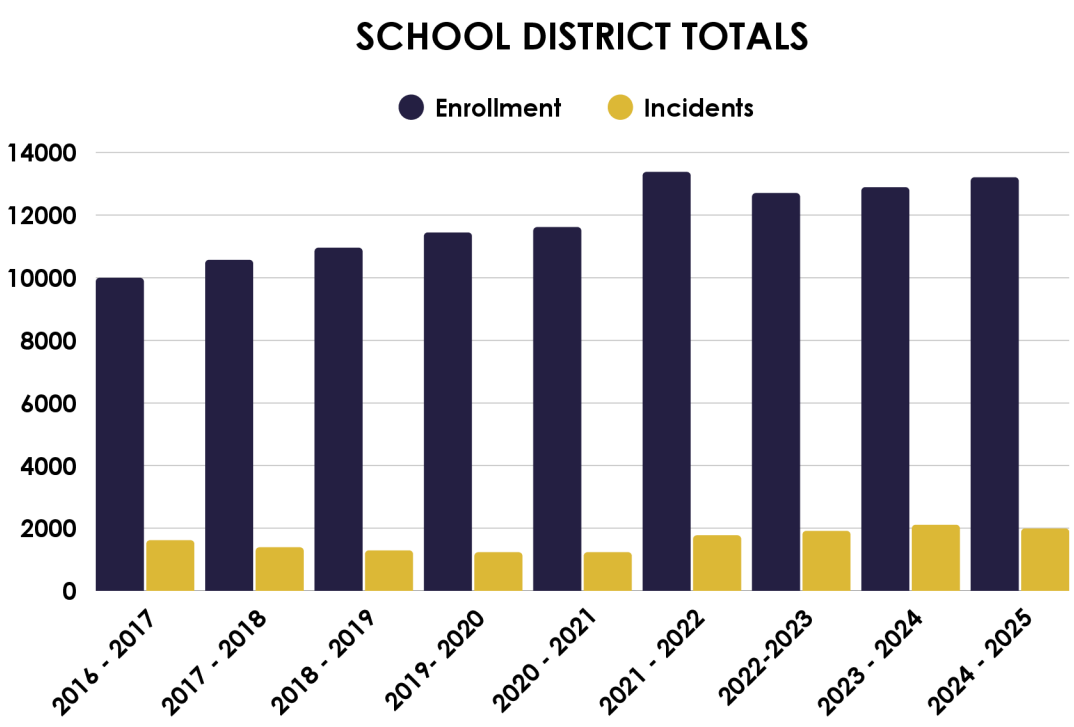

9
SCHOOL RESOURCE OFFICERS

23
SCHOOLS SERVICED



2025

THANK YOU

FOR TAKING THE TIME TO REVIEW OUR 2025 ANNUAL REPORT

WEST FARGO POLICE DEPARTMENT



PHONE :
701-515-5500

ADDRESS :
800 4th AVE. E. WEST FARGO, ND

WEBSITE :
WESTFARGOPOLICE.COM

@WESTFARGOPOLICE





CITY OF WEST FARGO

PUBLIC WORKS DEPARTMENT

2025 ANNUAL REPORT

Table of Contents

Message from the Senior Director	2
Departmental Overview	3-4
Employee Overview & Highlights	5
Operating Budget	6
Street Division	7-8
Right-of-Way Division	9
Electrical & Street Lights Division	10
Sewer Division	11-12
Water Division	13
Forestry Division	14
Fleet & Facilities Division	15-16
Sanitation Division	17









Message from the Senior Director..

I am pleased to present the 2025 West Fargo Public Works Department Annual Report. This report provides an overview of the department's organizational structure, core operations, and service levels; highlighting the coordinated efforts and diverse functions that support our community. Our goal is to keep the public informed about the work our crews perform each day to beautify, maintain, and enhance the city's infrastructure and overall functionality.

The Public Works Department is comprised of eight divisions, each committed to collaboration and shared success. This teamwork is evident in the execution of major projects such as paving programs, Clean Up Week, snow response operations, and large-scale water break repairs. Our staff consistently demonstrates an "all hands on deck" approach, with every division contributing to achieve common goals. The dedication of the men and women in our department is reflected in our accomplishments throughout the year.

Key highlights from 2025 include:

- The Street Division acquired new striping equipment, enabling in-house striping of crosswalks and small roadway areas.
- The Right-of-Way Division enhanced two roundabouts by expanding green spaces and improving visibility.
- The Water Division successfully concluded the citywide meter replacement initiative, installing more than 875 smart meters.
- Through the efforts of the Forestry Division, the City of West Fargo earned its 41st consecutive Tree City USA designation and opened a new orchard in the Shadow Wood neighborhood.
- Twelve employees graduated from our commercial driver training program and obtained their CDLs.

On behalf of the entire Public Works Department, I extend our appreciation to the community, elected officials, City Administrator, and all City departments for their continued support. We remain committed to delivering essential services that enhance the quality of life for residents and visitors and to making West Fargo the best place to work, visit, and live. We will continue to embrace new technologies, methodologies, and equipment to further improve city services.

Matthew Andvik
Senior Public Works Director



2025 Administrative Staff

Departmental Overview

Vision

To adapt with new technology, methodology, and equipment in order to improve overall City services.

Mission

The City of West Fargo Public Works Department works to provide access to fundamental needs to improve the quality of life for West Fargo residents and visitors, and to the make the City of West Fargo the best place to work, visit, and live.

Core Values

Teamwork:

To value workforce and strive to ensure that all staff are well trained, property informed, exhibit respect to all, display committment, and demonstrate professionalism.

Flexibility & Creativity:

To seek innovative mean to accomplish overall mission, objectives, and goals.

Communication:

To practice active listening and encourage diverse points of view.

Accountability:

To remain dedicated to fiscal responsibility and transparancy in the use of public funds and delivery of municipal services



ONE TEAM
EIGHT DIVISIONS

The Public Works Department is responsible for providing public services to residents in a variety of areas to ensure the City of West Fargo remains a clean, safe, and great place to live.

The Department also provides resources including additional personnel, snowplows, barricades, pumps, generators and various heavy equipment to maintain public safety during emergency situations when needed.

The Department is divided into eight divisions in order to efficiently deliver these services.

1. **Street Division**
2. **Right-of-Way Division**
3. **Sewer Division**
4. **Water Division**
5. **Fleet & Facilities Division**
6. **Electrical Division**
7. **Forestry Division**
8. **Sanitation Division**

Employee Overview & Highlights

Department Leadership



Matt Andvik
Senior Director
of Public Works



Brian Matzke
Director of
Public Works Operations



Logan Jacobson
Director of
Public Works Services



Dan Birnbaum
Street Foreman



Brady Hanson
Water Foreman



Dane Pranke
Sewer Foreman



Troy Freadrich
Sanitation Foreman



Doug Stotz
Fleet & Facilities Manager



Scott Rudolph
Master Electrician



Chad Zander
City Forester

103 FULL TIME EMPLOYEES
13 SEASONAL EMPLOYEES

2025 Milestones

25+ Years
John Freeman
Gerald Grossman
Myron Hummel

20-24 Years
Robert Klein

15-19 Years
Dan Birnbaum
Troy Freadrich
Al Johnson
Brian Matzke
Chad Zander

10-14 Years
Craig Costello
Justin Donley
Prince Gbagbe
Brady Hanson
Shawn Hanson
Shane Henricks
Wade Lick
Tom Milner
Brandon Nelson
Scott Otto
Dane Pranke
John Remmen
Bruce Rensvold
Dean Rolie
Scott Rudolph
Matt Staebler

Employees of the Quarter

Public Works
Robert Helming
Jon Zacher
Rannas Bell
Jordan Steckler-Johnson

Sanitation
Jacob Kluber
Adam Masseth
Kyle Sather
Mitch Ramsey

Good Samaritan Awards

DJ Gosselin
Brian Krog

Retirement

Art Peterson
Sanitation Crew Chief
18 Years



Operating Budget

The Public Works Department's operating budget for 2025 totaled $33,438,666.

Division budgets are funded through the following methods:

- **City of West Fargo General Fund**
  - PW Administration, Electrical, Fleet & Facility, Right-of-Way, Streets
- **Utility Funds**
  - Forestry, Sanitation, Sewer, Water

Capital Improvement Sales Tax funds projects including scheduled maintenance, design and implementation of upgrades, and overall infrastructure sustainability.

General Funds

Public Works Administration	$474,796
Electrical/Street Lights	$739,000
Fleet & Facility	$1,238,203
Right-of-Way	$1,227,075
Streets	$3,780,440

Utility Funds

Forestry	$666,138
Sanitation	$7,780,975
Sewer	$7,699,497
Water	$9,832,542

Total Operating Budget

$33,438,666

Street Division

1 Foreman • 1 Crew Chief • 14 Operators

The Street Division is responsible for activities including the City of West Fargo's streets, right-of-way and public facilities. The City of West Fargo has approximately 440 centerline miles of roadway. The division ensures compliance with federal, state and local regulations in all three of its subsections: streets, right-of-way, and street lights (electrical).

Roadway Maintenance:

The City of West Fargo's in-house maintenance programs aim to maintain or improve the overall condition of public roadways with the City's boundaries to extend the life of the roadways.

12,554
Tons of Asphalt Used



Patching:

Potholes and cracks throughout the City are repaired with Cold Patching and Dura Patching.

•COLD PATCHING

12.5
Tons of Cold Mix Used

129
Bags of Road Patch Used

13
Tons of Asphalt Used

•DURAPATCHING

5,445
Gallons of Oil Used

376
Tons of Granite Used

•CRACK SEALING

17,500
Pounds of Crack Seal Used

280% Increase from 2024

Foam Jacking:

Also known as poly jacking or poly leveling is non-invasive alternative to replacing concrete using polyurthane foam to lift and level uneven concrete slabs.

1,757'
Curb & Gutter Repaired

39'
Sidewalks & Bikepaths Repaired

50
Sinkholes Repaired

Striping:

In 2025 the Public Works Department purchased Striping Equipment to stripe crosswalks and small road areas in-house.

137
Locations Striped



2025 Streets & ROW Division Staff

Street Division

Snow & Ice Control:



During winter weather events, the Street Division leads efforts to maintain roadways by clearing ice and snow. During an "all-plow" event the department operates in 24-hour shifts with 40 Operators, 13 Motor Graders, 6 Payloaders, 5 Salt Plow Trucks, 3 Brine Trucks, 5 Toolcats or Skid Steers, 3 Tractors, and 5 Pick-ups.

During a snowstorm, the city prioritizes clearing emergency routes first and throughout the duration of the storm. Once the storm subsides, attention shifts to residential streets. Public Works relies on real-time weather data to guide operations.

4
All-Plow Events

21"
Total Snowfall

440
Lane Miles

9,528
Gallons of Brine

911
Tons of Treated Salt

Signs:

The City of West Fargo maintains over 16,000 signs. Maintenance includes design, fabrication, istallation, removal and assessment of condition and reflectivity. Each sign task represents the installation, replacement, or repair or one or more signs.

690
Sign Tasks

109%
Increase from 2024

Street Sweeping

West Fargo streets are swept on a bi-weekly maintenance zone schedule, or as needed from May through September to control litter, leaves and environmental contaminants. More concentrated sweeping efforts occur during leaf season and following snow melt.

809
Tons of Debris Swept

83%
Increase from 2024

Right-of-Way Division

1 Crew Chief • 5 Operators • 10 Seasonal Workers

The Right-of-Way Division works closely with Street Division crews to ensure that all roadways, sidewalks, and green spaces are maintained. The ROW Division is responsible for landscaping of city-owned properties, boulevards and right-of-way green spaces, including perennial garden and flower beds.

Maintenance

500 Acres

Mowed
Managed
Treated

56
Miles of Sidewalk Cleared of Snow & Ice

Landscaping

121
Planters & Flower Beds

600
Flowers Planted

30
Bundles of Cedar Mulch Placed

300
Bags of Rubber Mulch Placed

50
Boxes of Crack Sealing Used to Prevent Weeds

Public Decor

30 Flags

34 Christmas Decorations

35 Pole Banners







Two roundabouts were updated in 2025 to enlarge green space, improve visibility, and make maintenance more efficient:

- 9th Street W and 38th Avenue W
- 8th Street W and Elmwood

Electrical & Street Lights Division

1 Master Electrician • 3 Journeymen Electricians

The Electrical Division maintains all pumps, generators, street lights, civil defense sirens and traffic signals The division also maintains all city-owned properties and lift stations.

Maintenance:

32 Intersections with 2 or 4 Traffic Signals

4,793 Street Lights

47 Street Light Pole Replacements

12 Civil Defense Sirens

242 Electrical Feed Points

Hours of Work:

	707.5	Street Light Repairs
	683.5	Facilities Tasks
+	329	Lift Station Maintenance
+	77	Other Maintenance Tasks
	1,797	Total Task Hours

* In 2025 the Division completed the replacement of LED Bulbs in Street Lights, completing a project started in 2024 which replaced 200 lights throughout West Fargo *



2025 Electrical Division Staff

Sewer Division

1 Foreman • 2 Crew Chiefs • 13 Operators

The Sewer Division is responsible for proving uninterrupted storm and sanitary sewer service to all residents via proactive maintenance and repair services. Other services handled by the Division include Lagoon Decommissioning, Backflow Prevention, and Industrial Pretreatment.

Sanitary Sewer:

The Sanitary Sewer System carries water from bathrooms, sinks, kitchens, and other plumbing fixtures to a wastewater treatment plant

197.7
Miles of Sanitary Sewer Maintained

34
Lift Stations Maintained

3,744
Manholes Serviced

20,000
Feet of Sewer Pipe Televised/Jetted



Storm Sewer:

Storm Sewers carry rainfall runoff, snowmelt, and other runoff from storm drains to local streams, rivers, water storage areas, and retention ponds

263
Miles of Sanitary Sewer Maintained

51
Lift Stations Maintained

5,021
Manholes Serviced

70
Retention Ponds

8,516
Catch Basins Maintained



2025 Sewer Division Staff

Sewer Division

Pretreatment Program:

The Sewer Division monitors industrial businesses through a Pretreatment Program to ensure businesses comply with City ordinances and EPA regulations. The EPA's National Pretreatment Program is designed to protect infrastructure for public sanitary sewer systems and reduce pollutant levels.

10 Industrial Inspections Performed

40 Samples Taken

4 Surcharges

2 Permit Violations

F.R.O.G. Program:

Fats, Rags, Oils, and Grease (F.R.O.G.) are common causes of blockages and sanitary sewer overflow that may lead to public health hazards and costly repairs. The City of West Fargo designed the F.R.O.G. program to elimate these hazards from sewer systems and educate commercial and residential users.

168 Industrial Inspections Performed

9 Permit Violations

25% Decrease from 2024



Lagoon Decommissiong:

In June 2021, work began on decommissioning the City of West Fargo's lagoon cells. Seven of ten cells have been completed and will be prepared for future development.

The three remaining cells are currently being used as equalizing ponds to help keep our flow rate stable at 3 million gallons/day flowing to the wastewater treatment plant in Fargo. These cells will be decommissioned for lagoon use in the next 3-5 years, but some type of dry retention or equalization ponds are likely to remain in their place.

89.2 Million Gallons of Wastewater Pumped into Lagoons

66% Decrease from 2024

1.02 Billion Gallons of Wastewater Pumped to Fargo

10% Increase from 2024

80 Million Gallons of Lagoon Water Discharged

Water Division

1 Foreman • 1 Crew Chief • 7 Operators

The Water Division ensures the reliable operation of the City of West Fargo's waterworks system and provides a high-quality drinking water supply at sufficient pressure.

2,616
Miles of Water Main

Maintenance:

5,582	5	82	12	284	18	20
Hydrants Exercised, Inspected, and Repaired	Hydrants Replaced	Gate Valves Replaced	Gate Valves Serviced	Curb Stops Serviced	Water Main Breaks	Meters Serviced and Inspected

Pumping & Storage:

5
Water Towers

Holding →

5 Million
Gallons of Water

1.2 Billion
Gallons of Metered Water Pumped

3
Pump Stations

Water Meter Replacement Project:

In 2025 the Water Division completed a project to install Advanced Metering Infrastructure (AMI) smart meters into every residence and business in West Fargo.

Smart meters record and transmit water usage information for faster, more efficient Utility Billing.

876
Meters Installed



2025 Water Division Staff

Forestry Division

1 City Forester • 4 Aborists

The Forestry Division promotes and maintains a safe and health urban forest that enhances the visual appeal and environmental quality of the City. The Division accomplished this through tree planting and maintenance, as well as public education and community involvement.

Tree Maintenance:

425 Trees Planted

3,582 Trees Pruned

74 Planting Permits Issued

21,179 Total Boulevard Trees

23 Tree Species



12 Community Orchards

New Shadow Wood Neighborhood Orchard Opened in 2025

Emerald Ash Borer:

The Emerald Ash Borer is a non-native insect that poses a great threat to ash trees in the United States. Emerald Ash Borer infestations have killed hundreds of millions of trees in the U.S. and have cost municipalities, property owners, nursery operators, and forest industries hundreds of millions of dollars.

The City's Forestry Division is actively working to curb the spread of EAB into West Fargo by treating and removing vulernable Ash Trees, and educating property owners on how to spot the signs of EAB in their own trees.

283 Trees Treated

200+ Trees Removed



2025 Forestry Division Staff

Fleet Division

1 Manager • 1 Foreman • 1 Crew Chief
4 Technicians • 1 Procurement Specialist

The Fleet Services Division provides maintenance and repair to call city-owned vehicles and equipment. The Division also oversees replacement of vehicles and equipment, disposes of retired assets, oversees central parts and supplies inventory and ensures that safety standards are met for all equipment.

69 Police Vehicles + **137** Pieces of Large Equipment + **363** Pieces of Small Equipment = **569** Total City Fleet



118,043 Gallons of Diesel used at City-owned Fuel Stations

49,389 Gallons of Unleaded used at City-owned Fuel Stations

4,333 Quarts of Oil Used



Labor & Repair

3,609 Repair Hours Worked

6,683 Labor Hours Worked

1,604 Maintenance Hours Worked

$1,012,746 Total Labor & Repair Cost



2025 Fleet Division Staff

Facilities Division

1 Lead Technician • 3 Technicians • 6 Custodians

The Facilities Division performs routine maintenance for City-owned properties. Facilities personnel are responsible for ensureing the functionality and safety of City-own buildings and surrounding infrastructure, including grounds, equipment, and people.

In 2025 the Division also played a key role in the set-up of the Satellite Library at City Hall, and a kitchen remodel at the West Fargo Police Department.

City Facilities:

- West Fargo City Hall
- West Fargo Police Department
- West Fargo Fire Department Headquarters
- West Fargo Fire Department South Station
- West Fargo Public Works
- West Fargo Sanitation

Hours of Work:

8,924.25	Building Cleaning
942	General Maintenance
92	HVAC/Plumbing
+ 243.75	Snow & Outdoor Maintenance
10,202	Total Task Hours



Sanitation Division

1 Foreman • 2 Crew Chiefs
20 Operators • 1 Office Coordinator

The Sanitation Division is committed to providing convenient and affordable residential and commercial solid waste services to the residents of West Fargo.

Collections

13,097
Locations Serviced Weekly

16,546
Residents served at the Transfer Station

24,190
Tons of Waste Disposed

1,882
Tons of Material Recycled

2,036
Tons of Yardwaste Recycled

Clean Up Week

346.85 Tons of Solid Waste
319.27 Tons of Inert Waste
109.95 Tons of Metal Waste

776.07 Tons of Material Collected





2025 Sanitation Division Staff

Thank You!

Thank you for reviewing the 2025 Public Works Department Annual Report! We thank our dedicated staff for their tireless efforts, and look forward to serving the residents of West Fargo for many more great years!

Stay up to date and informed!

www.westfargond.gov

@CityofWestFargo

Nextdoor





















City Commission Agenda Item Memo
Meeting Date: April 20, 2026

☐ **Consent Agenda**
☒ **Regular Agenda**

Item Title: Project No. 1351 – Sanitary Lift Station (SA-27) Rehabilitation

Requested Action/Staff Recommendation: Approve both Change Order No. 2's for ICS, Inc. and JDP Electric

Presented By: Jerry Wallace, City Engineer

New Information: Installation of an ozone treatment unit at Lift Station SA 27 is recommended to reduce hydrogen sulfide (H_2S) levels, maintain compliance with inter-municipal agreements, and protect sewer infrastructure. Based on prior testing, the system is expected to significantly reduce or eliminate chemical usage at multiple injection points, resulting in estimated annual savings of approximately $154,700 and a return on investment (ROI) of about 27 months.

Background & Project Summary: Maintaining H_2S levels within acceptable limits is essential for complying with inter-municipal agreements and preserving the integrity of the City's sewer infrastructure. Elevated H_2S levels can lead to accelerated corrosion, increased maintenance costs, and potential non-compliance with regional wastewater standards.

To address elevated H_2S levels, Public Works expanded both the number of chemical injection sites and total dosage. Previously, chemicals were injected at three locations—the Sanitation Shop, 7th Avenue near Cargill, and SA 27—at 50 gallons per day (gpd) each. After notification from the City of Fargo that H_2S levels exceeded acceptable limits (over 100 ppm), a fourth injection site at SA 40 was added.

The City currently uses HSX, a calcium nitrate-based product supplied by Hawkins, to control H_2S through biological processes, with an injection rate of approximately 250 gpd.

In 2025, Public Works conducted a one-week test of a temporary ozone unit at SA 40. Although the unit was undersized, it reduced H_2S levels to near zero at the Fargo testing point. Following the test, chemical dosage at SA 40 was reduced from 120 gpd to 50 gpd and maintained at that level for six months.

Based on these results, installation of a permanent ozone unit at SA 27 is proposed. The unit will be housed in the existing chemical feed building and connected to the force main between SA 27 and SA 40. This configuration is expected to eliminate chemical use at SA 27 and the sanitation shop, potentially further reduce chemical demand downstream at SA 40, and improve system reliability and overall performance.

Public Works staff will receive training from the vendor, and ongoing technical support will be provided to ensure proper operation and maintenance.

Financial Analysis: Upgrades to the sanitary lift station SA-27 were included in the 2024 Approved CIP with an estimated total project cost of $1,625,000. The project is being funded from south-of-the-interstate sanitary sewer hookup fees, collected as the contributing area has developed.

The total cost for this work is $340,870, consisting of equipment installation (ICS, Inc.) and electrical work (JDP Electric). Annual operation and maintenance (O&M) costs are estimated at $10,000–$15,000, including electricity, replacement parts, labor, and preventative maintenance.

The current chemical cost is $4.71 per gallon. During prior ozone testing at SA 40, chemical usage was reduced by 60 gpd, resulting in daily savings of $282.60 and total savings of $53,433 over six months.

With installation at SA 27, it is anticipated that chemical use at SA 27 and the Sanitation Shop will be eliminated, reducing usage by an additional 90 gpd. This equates to a daily saving of $423.90, or an annual savings of $154,723.50.

Policy Analysis: The proposed project supports compliance with inter-municipal wastewater agreements by proactively addressing H_2S exceedances. Failure to control H_2S levels could result in regulatory non-compliance, increased liability, and potential enforcement actions from regional partners.

Additionally, reducing H_2S levels mitigates long-term infrastructure deterioration caused by corrosion, aligning with the City's asset management and sustainability goals. Transitioning from chemical treatment to ozone also reduces reliance on ongoing chemical procurement and handling, improving operational efficiency and safety.

Overall, the project represents a cost-effective and proactive approach to regulatory compliance, infrastructure preservation, and long-term system performance.

Supporting Documents:

- Change Order No. 2 from ICS, Inc.
- Change Order No. 2 from JDP Electric
- Oxidation Technologies, LLC Proposal

Previously Presented Information & Commission Actions:

February 17, 2026 –

- **Staff Recommendation:** Approve redundant pump purchase for SA-27
- **Commission Action:** Commissioner Jorgensen moved, and Commissioner Zundel seconded to approve. No opposition, motion carried.

November 3, 2025 –

- **Staff Recommendation:** Adopt Resolution Approving Contract and Contractor's Bond and Authorize Notice to Proceed.
- **Commission Action:** Commissioner Zundel moved, and Commissioner Olson seconded to approve. No opposition, motion carried.

September 22, 2025 –

- **Staff Recommendation:** Accept Bids and Award Contracts
- **Commission Action:** Commissioner Zundel moved, and Commissioner Olson seconded to approve. No opposition, motion carried.

July 21, 2025 -

- **Staff Recommendation:** Approve Plans and Specifications and Direct AD for Bids
- **Commission Action:** Commissioner Anderson moved, and Commissioner Jorgensen seconded to approve. No opposition, motion carried.

April 7, 2025 –

- **Staff Recommendation:** Approve Engineer's Report, Direct Plans and Specifications, and Approve Task Order
- **Commission Action:** Commissioner Zundel moved, and Commissioner Anderson seconded to approve. No opposition, motion carried.

March 3, 2025 –

- **Staff Recommendation:** Create Project No. 1351 and Direct Engineer to prepare an Engineer's Report
- **Commission Action:** Commissioner Zundel moved, and Commissioner Anderson seconded to approve. No opposition, motion carried.

West Fargo City Commission
Bernie Dardis, Commission President
Brad Olson, Commission Vice President
Roben Anderson, Rory Jorgensen, Amy Zundel, Commissioners
Dustin Scott, City Administrator

CHANGE ORDER NO.: 2

Owner:	City of West Fargo	Owner's Project No.:	1351
Engineer:	Moore Engineering, Inc.	Engineer's Project No.:	30076
Contractor:	ICS, Inc.	Contractor's Project No.:	0
Project:	Project No. 1351		
Contract Name:	Sanitary Sewer System Rehabilitation and Incidentals (SA-27)		
Date Issued:	4/8/2026	Effective Date of Change Order:	4/8/2026

The Contract is modified as follows upon execution of this Change Order:

Description: Ozone Equipment supply and install. As detailed in drawings from Moore Engineering dated 3.16.26. Demo existing chemical dosing equipment. Remove Fiberglass building. Raise pipes and install backfill and new slab. Install new equipment and reinstall building. Does not include Electrical and Plumbing Scope.

Attachments: Exhit A

Change in Contract Price	**Change in Contract Times**
Original Contract Price: $ 1,446,400.00	Original Contract Times: Milestone No. 1: May 1, 2026 Milestone No. 2: N/A Substantial Completion: June 15, 2026 Ready for Final Payment: July 31, 2026
Increase from previously approved Change Orders No. 0 to No. 1 $ 4,750.00	[Increase][Decrease] from previously approved Change Orders No. 0 to No. 1 Milestone No. 1: N/A Milestone No. 2: N/A Substantial Completion: N/A Ready for Final Payment: N/A
Contract Price prior to this Change Order: $ 1,446,400.00	Contract Times prior to this Change Order: Milestone No. 1: May 1, 2026 Milestone No. 2: N/A Substantial Completion: June 15, 2026 Ready for Final Payment: July 31, 2026
Increase this Change Order: $ 303,500.00	[Increase][Decrease] this Change Order: Milestone No. 1: 0 days Milestone No. 2: 0 days Substantial Completion: 0 days Ready for Final Payment: 0 days
Contract Price incorporating this Change Order: $ 1,749,900.00	Contract Times with all approved Change Orders: Milestone No. 1: May 1, 2026 Milestone No. 2: N/A Substantial Completion: June 15, 2026 Ready for Final Payment: July 31, 2026

Recommended by Engineer (If required)	Accepted by Contractor
By:	By:
Title:	Title: Project Manager
Date:	Date: 4/9/2026
Authorized by Owner	**Approved by Funding Agency (if applicable)**
By:	By:
Title:	Title:
Date:	Date:

EJCDC® C-941, Change Order.
Copyright© 2018 National Society of Professional Engineers, American Council of Engineering Companies and American Society of Civil Engineers. All rights reserved.

EXHIBIT A
CHANGE ORDER NO.: 2

Item No. & Description		*Unit*	*Quantity*		*Bid Unit Price*	*Decrease in Contract Price*	*Increase in Contract Price*
BASE BID							
1.	Labor, Material, and Equipment	L SUM	1.00	$	88,500.00		$ 88,500.00
2.	Ozone Equipment Allowance	L SUM	1.00	$	215,000.00		$ 215,000.00
					TOTALS	***$ -***	***$ 303,500.00***
					NET CHANGE IN CONTRACT PRICE	***$303,500.00***	

JUSTIFICATION:

1. Requested pricing from Moore Engineering and City of West Fargo

EJCDC® C-941, Change Order.
Copyright© 2018 National Society of Professional Engineers, American Council of Engineering Companies and American Society of Civil Engineers. All rights reserved.

CHANGE ORDER NO.: 2

Owner:	City of West Fargo	Owner's Project No.:	1351
Engineer:	Moore Engineering, Inc.	Engineer's Project No.:	30076
Contractor:	JDP Electric	Contractor's Project No.:	0
Project:	Project No. 1351		
Contract Name:	Sanitary Sewer System Rehabilitation and Incidentals (SA-27)		
Date Issued:	4/8/2026	Effective Date of Change Order:	4/8/2026

The Contract is modified as follows upon execution of this Change Order:

Description: Removal of electrical in chemical building, install a 460 volt feed line, and wire electical to new ozone generating equipment and integreate into supervisory controls. Add hour meters to MCC Panel.

Attachments: Exhibit A , JDP Hour Meter Proposal, JDP Ozone Equipment and Building Retrofit Proposal

Change in Contract Price	Change in Contract Times
Original Contract Price: $ 381,587.00	Original Contract Times: Milestone No. 1: May 1, 2026 Milestone No. 2: N/A Substantial Completion: June 15, 2026 Ready for Final Payment: July 31, 2026
Increase from previously approved Change Orders No. 0 to No. 1 $ 4,727.00	[Increase][Decrease] from previously approved Change Orders No. 0 to No. X Milestone No. 1: N/A Milestone No. 2: N/A Substantial Completion: N/A Ready for Final Payment: N/A
Contract Price prior to this Change Order: $ 381,587.00	Contract Times prior to this Change Order: Milestone No. 1: May 1, 2026 Milestone No. 2: N/A Substantial Completion: June 15, 2026 Ready for Final Payment: July 31, 2026
Increase this Change Order: $ 37,370.00	[Increase][Decrease] this Change Order: Milestone No. 1: 0 days Milestone No. 2: 0 days Substantial Completion: 0 days Ready for Final Payment: 0 days
Contract Price incorporating this Change Order: $ 418,957.00	Contract Times with all approved Change Orders: Milestone No. 1: May 1, 2026 Milestone No. 2: N/A Substantial Completion: June 15, 2026 Ready for Final Payment: July 31, 2026

Recommended by Engineer (If required)

By: James Uhlman

Digitally signed by James Uhlman
Reason: I am recommending this document for approval
Date: 2026.04.09 16:02:20-05'00'

Title:

Date:

Accepted by Contractor

By:

Title: Vice President

Date: 4-9-26

Authorized by Owner

By:

Title:

Date:

Approved by Funding Agency (if applicable)

By:

Title:

Date:

EJCDC® C-941, Change Order.
Copyright© 2018 National Society of Professional Engineers, American Council of Engineering Companies and American Society of Civil Engineers. All rights reserved.

EXHIBIT A
CHANGE ORDER NO.: 2

Item No. & Description		*Unit*	*Quantity*		*Bid Unit Price*	*Decrease in Contract Price*	*Increase in Contract Price*
BASE BID							
1.	Hour Meter Installation for pumps	L SUM	1.00	$	1,558.00		$ 1,558.00
2.	Ozone Equipment and Building Retrofit	L SUM	1.00	$	35,812.00		$ 35,812.00
					TOTALS	***$ -***	***$ 37,370.00***
					NET CHANGE IN CONTRACT PRICE	***$37,370.00***	

JUSTIFICATION:

1. Owner requested chemical building change from liquid chemical to ozone.

EJCDC® C-941, Change Order.
Copyright© 2018 National Society of Professional Engineers, American Council of Engineering Companies and American Society of Civil Engineers. All rights reserved.

JDP ELECTRIC INCORPORATED

803 28th St S
Fargo, ND 58103-2364
(701) 232-1991
Fax: (701)-364-5483

Change Order Proposal

Date: March 27th 2026
Project: SA-27
Client: City of West Fargo
Attention: James Uhlman; Jim Sepp, Moore Engineering, Inc.
Item: Installation of Hour Meters

Change Order #3 – Installation of Hour Meters

JDP Electric, Inc. will furnish and install three (3) hour meters (Part No. 722-0003). Each meter will record run time in tenths of an hour and is non-resettable.

Each hour meter will be installed at the corresponding VFD and wired from the VFD run signal to accurately track equipment operating time. Meters will be round, flush-mounted displays.

All wiring, terminations, and associated materials required for a complete and operational installation are included. Upon completion, JDP will verify proper operation of each meter.

Net Change Order Amount

Change Order #3 Total: $1,558.00

General Conditions

1. All applicable taxes are included in our submission.

2. JDP Electric shall not be held liable for errors or omissions in designs by others, nor inadequacies of materials and equipment specified or supplied by others.

3. Equipment and materials supplied by the contractor are warranted only to the extent that the same are warranted by the manufacturer.

4. JDP Electric shall not be liable for indirect loss or damage.

5. Unless included in this proposal, all bonding and/or special insurance requirements are supplied at additional cost.

6. If a formal contract is required, its conditions must not deviate from this proposal without contractor's permission.

7. Anything (verbal or written), express or implied elsewhere, which is contrary to these conditions shall be null and void.

8. Prices stated herein are subject to change at any time at the discretion of JDP Electric as a result of material and supply issues, market changes or other events beyond our control. Written notice of any changes will be conveyed to customer.

Respectfully submitted,

Justin Ryan
Estimator, JDP Electric

Accepted by: _____

Print Name: _____

Date: _____

trumeter
innovation by design

722 Series

Electromechanical Hour Meter



The Model 722 provides an AC Hour Meter with an operating range of 90-264VAC 50/60 Hz. You no longer require two separate meters, one for 115VAC and one for 230VAC. Models are available in the standard industry housings, 2-Hole Rectangular, Flush-Rectangular, Flush-Round, Square and 3-Hole Round. Its quartz time base insures accurate long-term time keeping. The totally sealed case protects against the environment and provides years of reliable service. All models are NEMA 4X,12 rated when mounted with optional gasket.

Key Features

- Operating voltage 90-264VAC 50/60Hz
- Totally Sealed
- UL/cUL Recognized, CE & RoHS Compliant
- 6 Figure, 99999.9
- Quartz accuracy
- Options include:
  - Wire leads
  - Gasket kit (for NEMA 4X, 12 rating)
  - Custom lens
  - Terminals up, down, straight

Applications

- Medical Equipment
- Control Panels
- Office Equipment
- Test Equipment
- Generators

trumeter
innovation by design

Specification

Figures	6 - digits, 0.14" [3.6mm] 99999.9 Hours and indicator - white on black Decimal - black on white
Reset	Non-reset
Voltage	90-264VAC
Frequency	50/60Hz
Power	1 watt max.
Mount	Clip or mounting holes
Terminations	1/4" [6.3mm] spade terminals
Weight	~2 oz [57 g]
Accuracy	± 0.02% over entire range
Case Material	Black polymer
Lens Material	Polymer
Approvals	UL/cUL Recognized, CE, UKCA & RoHS Compliant, SAE & NEMA 4X, 12 Compliant
Environmental	Totally Sealed
Front Panel	NEMA 4X, 12 rated with optional gasket
Temp. Range	-40°F to +185°F [-40°C to + 85°C]
Humidity	95% (SAE J1378)
Vibration	10-80 Hz. 20g max. (SAE J1378)
Shock	55g @ 9 - 13msec (SAE J1378)

Dimensions

2-Hole

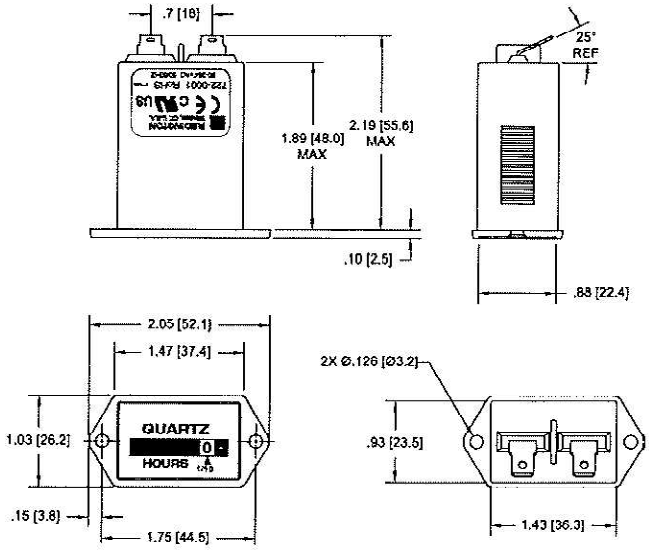

Panel Opening: 1.45" X 0.95" [36.8 X 24.1]
Recommended cut out hole size: 0.15 [3.8mm]

Flush-Rectangular

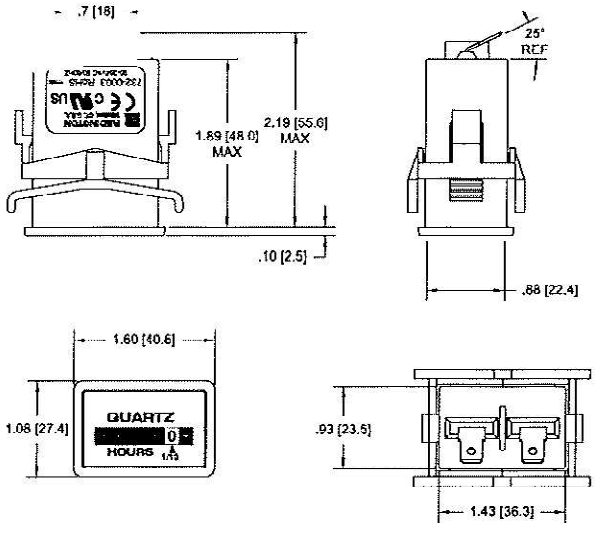

Panel Opening: 1.45" X 0.95" [36.8 X 24.1]
Panel Thickness: 0.03 to 0.63 [0.76 to 16.00]

trumeter
innovation by design

Flush-Round

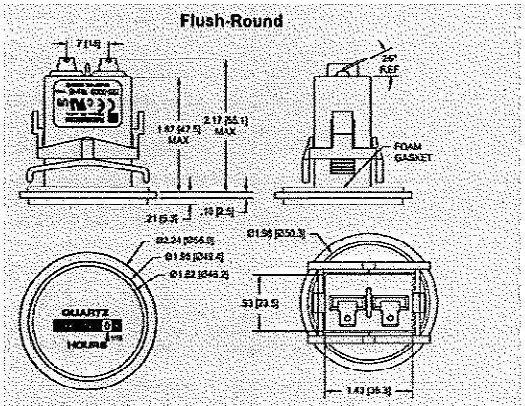

Panel Opening: 2.0" [50.6]
Panel Thickness: 0.40 [10.2] Max.

3-Hole Round

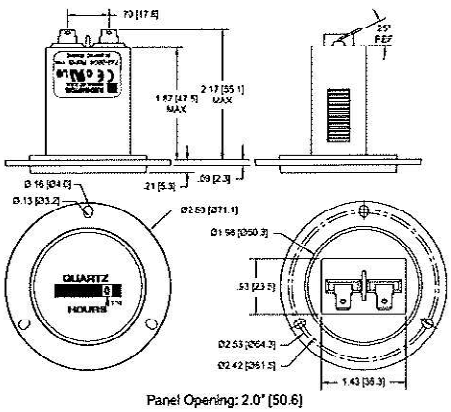

Panel Opening: 2.0" [50.6]

Square

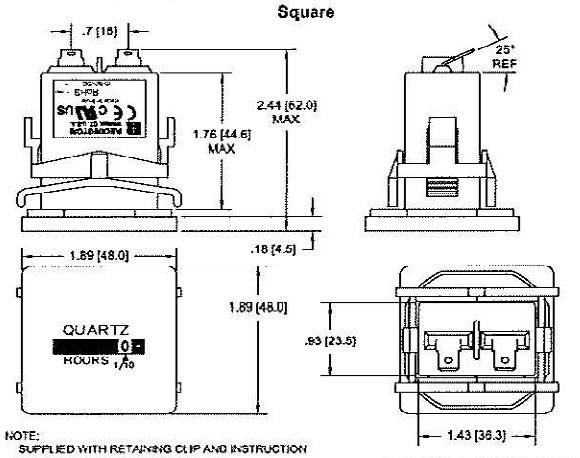

NOTE:
SUPPLIED WITH RETAINING CLIP AND INSTRUCTION SHEET 211013-321 IN A LABELED BOX.

PANEL CUTOUT: 1.77 [45] X 1.77 [45]
MAX PANEL THICKNESS: 0.40 [10.2]

Part Numbers

722-0001	2-Hole Rectangular, 90-264VAC 50/60Hz, ¼" [6.3mm] spade terminals, hours & 1/10's
722-0002	Flush-Rectangular, 90-264VAC 50/60Hz, ¼" [6.3mm] spade terminals, hours & 1/10's
722-0003	Flush-Round, 90-264VAC 50/60Hz, ¼" [6.3mm] spade terminals, hours & 1/10's
722-0004	3-Hole Round, 90-264VAC 50/60Hz, ¼" [6.3mm] spade terminals, hours & 1/10's
722-0030	Square 1.9", 90-264VAC 50/60Hz, ¼" [6.3mm] spade terminals, hours & 1/10's
5003-010	NEMA 4X, 12 Gasket for Model 722-0001
5003-009	NEMA 4X, 12 Gasket for Model 722-0002
5003-008	NEMA 4X, 12 Gasket for Model 722-0003
5003-011	NEMA 4X, 12 Gasket for Model 722-0004

custom is our passion

www.trumeter.com

Trumeter (Europe)
Pilot Mill
Alfred Street
Bury,
BL9 9EF
Tel: +44 161 674 0960
Email: sales.uk@trumeter.com

Trumeter (The Americas)
6601 Lyons Rd, Suite H-7
Coconut Creek, Florida
FL 33073,
USA
Tel: +1 954 725 6699
Email: sales.usa@trumeter.com

Innovative Design Technologies Sdn. Bhd
Lot 5881, Lorong Iks Bukit Minyak 1
Taman Perindustrian Iks, 14000 Bukit Tengah
Penang, Malaysia
Web: www.idtworld.com
Tel: + 604 5015700
Email: sales.my@idtworld.com

ELEVATION VIEW

(FRONT)

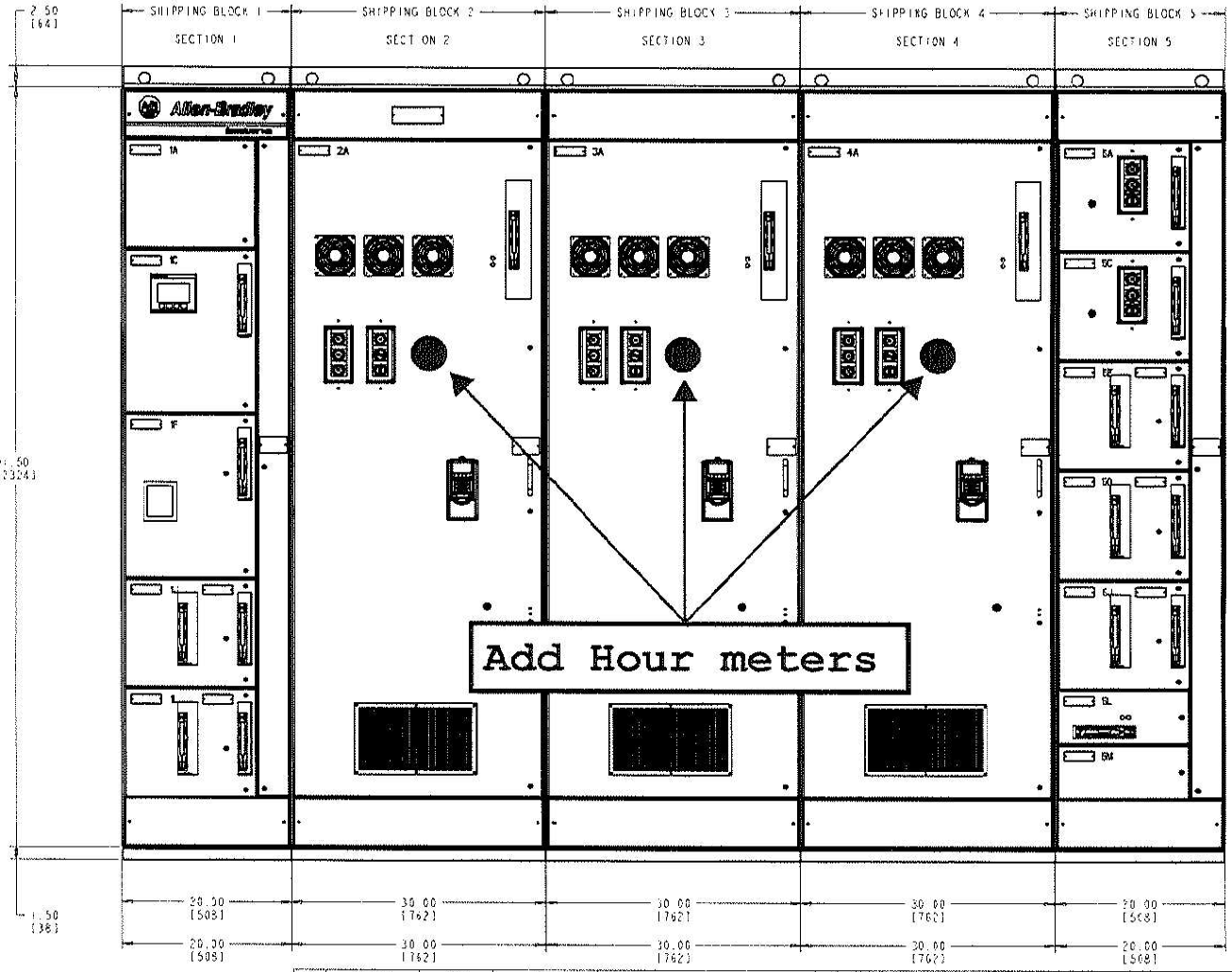

TOTAL LINEUP LENGTH : 130 [3302]

REV	APPROVED	DATE	STAGE
A	SAMSON	15-DEC-25	APPROVAL

PROJECT
LKA
P 1351 WF SANITARY SEWER MEC REV NO SCP

CUSTOMER
Harper States Industries, Inc.
5991776A
5.5E+09

ORDER-LINE NUMBER
6506321429-000200

PROJ. DOC. TYPE Mechanical Lineup

LANG. ENG

Rockwell Automation

MECHANICAL ELEVATION

DRAWN BY SAMSON

DATE: 15-DEC-25

CONFIDENTIAL AND PROPRIETARY INFORMATION. THIS DOCUMENT CONTAINS CONFIDENTIAL AND PROPRIETARY INFORMATION OF ROCKWELL AUTOMATION, INC. AND MAY NOT BE USED, COPIED OR DISCLOSED TO OTHERS EXCEPT WITH THE AUTHORIZED WRITTEN PERMISSION OF ROCKWELL AUTOMATION, INC.

SHEET 2 OF 4

SIZE D | 10008771588 | VER 0

10008771503-SCH.DRW

JDP ELECTRIC INCORPORATED

803 28th St S
Fargo, ND 58103-2364
(701) 232-1991
Fax: (701)-364-5483

Change Order Proposal

Date: March 27, 2026
Project: SA-27
Client: City of West Fargo
Attention: James Uhlman; Jim Scpp, Moore Engineering, Inc.
Item: Ozone Equipment and Building Retrofit

Project Clarification

- This proposal is based on information available at the time of pricing, including site observations, documentation provided by Moore Engineering, and information received from the ozone equipment supplier.
- Existing equipment and wiring are assumed to be in reusable condition. Any deficiencies discovered during installation may require additional work.
- Final equipment locations and layouts are by others; JDP Electric will coordinate based on equipment as installed.
- Any deviations in field conditions, design changes, or revisions to vendor-supplied equipment may require adjustments to scope and pricing.

Change Order #2 – Ozone Equipment and Building Retrofit

Existing Building Work

- Demo existing power and conduit not required within the space, including removal of outdoor control panel, associated conduit, and wiring currently feeding equipment within the chemical structure (level transmitters, flow pacer, and related devices originating from the outdoor control panel)

- Demo existing electric wall heaters

New Distribution Equipment

- Furnish and install new Allen-Bradley feeder breaker assembly within new MCC to feed panelboard located in ozone building
- Furnish and install one (1) NEMA 1, 18-circuit, 480/277V panelboard within chemical structure, including:
    - (1) 125A, 480V, 3-pole main circuit breaker
    - (1) 60A, 480V, 3-pole circuit breaker for air compressor
    - (2) 30A, 480V, 3-pole circuit breakers (one for ozone generator, one for chiller)
- Retain existing 120/208V panel and repurpose to serve equipment within the space

---

Additional Scope

- Furnish and install conduit from main SCP to ozone control panel to accommodate Cat6 cable (programming by others)
- Furnish and install feeder conduit from structure to new 480V panelboard
- Furnish and install conduit and wiring from panelboard to ozone generator, chiller, and air compressor, including flexible connections at equipment
- Provide 120V connection from existing low-voltage panel to ozone control panel
- Furnish and install conduit and wiring to:
    - (1) ozone detector within ozone structure, including terminations
    - (1) flow meter within ozone structure, including terminations
    - (1) ozone sensor located in basement pump gallery, including routing to ozone control panel and terminations

---

Exclusions

- Equipment not specifically identified in this proposal, including ozone equipment and associated instrumentation
- JDP Electric is providing conduit, wiring, and terminations only. All control logic, programming, and system integration are by others
- SCCR verification of all equipment (including vendor-supplied ozone equipment)
- Programming, software, or controls integration
- Startup, commissioning, testing, or performance verification of ozone or process systems

- Utility company work, including transformer capacity, metering, or service modifications
- Concrete, housekeeping pads, or equipment supports
- Ozone building classified as hazardous location (this proposal assumes non-classified space with NEMA 1 equipment, EMT, and compression fittings)
- Installation of ozone process equipment, including air compressor, chiller, ozone generator, or related process systems
- Ozone equipment is not connected to emergency or standby power unless specifically noted

---

Net Change Order Amount

Change Order #1 Total: $35,812.00

General Conditions

1. All applicable taxes are included in our submission.
2. JDP Electric shall not be held liable for errors or omissions in designs by others, nor inadequacies of materials and equipment specified or supplied by others.
3. Equipment and materials supplied by the contractor are warranted only to the extent that the same are warranted by the manufacturer.
4. JDP Electric shall not be liable for indirect loss or damage.
5. Unless included in this proposal, all bonding and/or special insurance requirements are supplied at additional cost.
6. If a formal contract is required, its conditions must not deviate from this proposal without contractor's permission.
7. Anything (verbal or written), express or implied elsewhere, which is contrary to these conditions shall be null and void.
8. Prices stated herein are subject to change at any time at the discretion of JDP Electric as a result of material and supply issues, market changes or other events beyond our control. Written notice of any changes will be conveyed to customer.

Respectfully submitted,

Justin Ryan
Estimator, JDP Electric

Accepted by: _____

Print Name: _____

Date: _____

To: City of West Fargo
Attn: Dane Pranke
Phone: 701-515-5400
E-mail: Dane.Pranke@westfargond.gov

PROPOSAL

Wastewater Lift Station and Force Main system for H2S elimination

OXW-1.5k OZONE GENERATOR

By:

Joel Leusink
Sales Engineer
Oxidation Technologies, LLC
T: 515-635-5854
E: joel@oxidationtech.com

Project Reference: Wastewater Lift Station and Force Main system

At Oxidation Technologies, we specialize in the integration of automated, turnkey ozone systems tailored for a wide range of applications. Our expertise extends to supplying state-of-the-art Ozone Generators, comprehensive Ozone System components, and related accessories. We also offer exceptional service, repair, and maintenance services to ensure your systems operate at peak efficiency.

Our Services:

- **System Integration and Supply:** Whether you are in the market for your inaugural ozone system or looking to upgrade your current setup, our team of ozone application experts is here to assist you in selecting the ideal equipment for your specific needs.
- **Maintenance and Support:** From routine maintenance to emergency repairs, we ensure your ozone systems continue to deliver optimal performance.
- **Advanced Solutions:** Beyond ozone, we integrate systems using Hydrogen Peroxide (H2O2) or Ultraviolet (UV) light to offer Advanced Oxidation Process (AOP) solutions, enhancing the capabilities and effectiveness of your environmental control measures.

Our Commitment:

Founded by experts passionate about advancing the use of ozone, Oxidation Technologies has been at the forefront of ozone applications for over two decades. Our mission is to educate the world about ozone and become the most trusted source for ozone information while providing ozone solutions that set the standard for quality, reliability, and ease of use.

Let us leverage our extensive experience to enhance your operations with cutting-edge ozone solutions. We look forward to contributing to your success and elevating the standards within the ozone industry.

Warm regards,

Joel Leusink
Sales Engineer
Oxidation Technologies, LLC
T: 515-635-5854
E: joel@oxidationtech.com

Table of Contents

System Process Illustrations 4
Image Of System 7
System Outline 8
Primary Features 9
Physical Requirements 11
Performance Test Data 12
Optional Upgrades Installed into the Ozone Generator 13
Optional AccessorieS provided with the Ozone Generator ..... Error! Bookmark not defined.
Maintenance Costs – Standard System 14
Optional Equipment Maintenace Costs ..... Error! Bookmark not defined.
Pricing 15
Optional Equipment/Upgrades Pricing 15
General Terms and Conditions of Sales 16

SYSTEM PROCESS ILLUSTRATIONS

The OXW-1.5k Ozone Generator will produce ozone efficiently from feed-gas from a water-cooled ozone generation cell. The OXW-1.5k is compact, efficient, and easy to use with a wide variety of options and features.

The OXW Ozone Generator series uses a Stainless Steel, water-cooled cell powered by solid state electronics and an oil filled transformer. Reliability of the ozone generator is excellent with a wide variety of operating parameters allowable. A robust control and automation system is incorporated to maintain a safe operating environment for both personnel and equipment allowing for further reliability of the ozone generator. In addition, the corona cell is completely rebuildable and field serviceable

The OXW-1.5k Ozone Generator includes an automated control system to provide safe and reliable control of ozone generator. Primary control of the ozone generator functions and display of status is indicated on a touchscreen display panel. This control system can also provide control for safe operation of the upstream oxygen concentrator, and closed loop water chiller used to cool the ozone generator cells.

There are optional accessories that can be included either into the OXW-1.5k to provide additional function or control, and facilitate a complete install. See the options pages of this quote for additional details.

The drawing below illustrates the OXW-1.5k ozone generator in use, this shows a potential example of the complete set-up for use. The components illustrated are listed after the image.

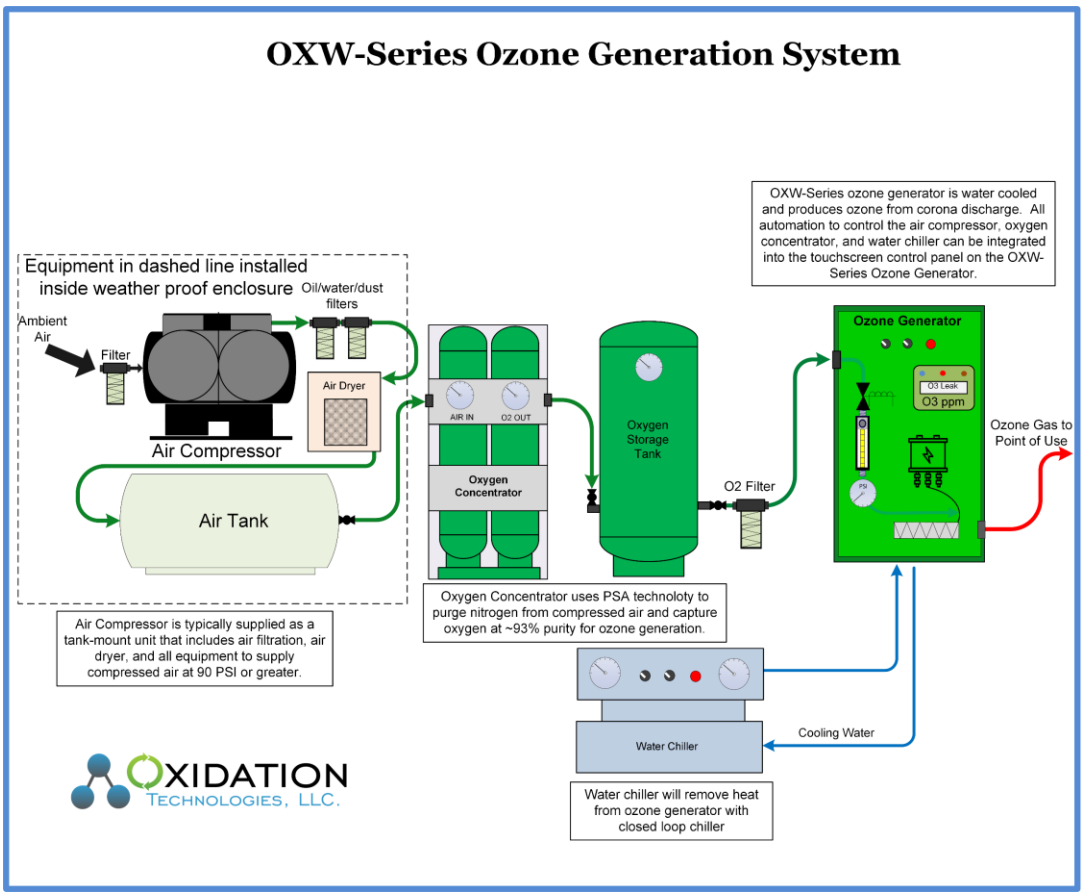

Air Compressor System

- Packaged rotary screw air compressor with built-in refrigerant air dryer and air receiver tank.
- The air compressor is commonly provided as a packaged unit that self contained and controlled.
- Compressed air can also be provided by the facility. If on-site compressed air is available that is preferrable as it eliminates a new maintenance item long-term and lowers operating cost.
- This quote provides along with specifications for a compressor that could be used with the OXW-1.5k ozone generator.

Oxygen Concentrator

- Uses compressed air and PSA technology to remove nitrogen from the air and capture oxygen for ozone production.
- This can be controlled directly from the oxygen concentrator if desired.

- This quote provides along with specifications for an oxygen concentrator that could be used with the OXW-1.5k ozone generator.

Oxygen Storage Tank

- A necessary component of the oxygen concentrator to buffer oxygen production and flow to allow for consistent oxygen flow from the oxygen concentrator.
- This is listed with the oxygen concentrator as an option within this quote.

Closed Loop Water Chiller

- Provides cooling for the water cooled ozone generator.
- This allows efficient cooling of the ozone generator without the need for an external water source.
- On-site cooling water could be provided to the ozone generator if applicable. This would eliminate the need for the water chiller.
- This quotes provides along with specifications for an oxygen concentrator that could be used with the OXW-1.5k ozone generator.



Figure 1 - Image reflects the OXW-1.5k ozone generator installed with the OXO-200 Oxygen Concentrator and applicable water chiller.

IMAGE OF SYSTEM





SYSTEM OUTLINE

Design Parameters	
Ozone Production Capacity	1,486 g/hr from 450 SCFH Oxygen flow @ 8.25% by weight 1,600 g/hr from 550 SCFH Oxygen flow @ 7.5% by weight
Oxygen Flow Requirements	450 SCFH 02 flow produces 1,486 g/hr 03 @ 8.25% by weight 550 LPM 02 flow produces 1,600 g/hr 03 @ 7.5% by weight Higher oxygen flows will result in higher ozone production with lower ozone concentrations Lower oxygen flows will result in lower ozone production with higher ozone concentrations See ozone generator performance chart for full details on oxygen flows and ozone production rates
Oxygen Requirement	Oxygen purity of 90% nominal -100 deg F dew-point
Oxygen inlet Pressure	20-65 PSI
Oxygen Delivery Pressure	20-50 PSI
Electrical power consumption	12,000 watts
Cooling Water Required (70-deg F or cooler)	5 GPM (At 70-deg F incoming cooling water, a temperature rise of 13.6 deg F should be expected)
Cooling capacity	42,000 BTU of cooling capacity required

PRIMARY FEATURES

OXW-1.5k Ozone Generator

- Ozone produced from Corona Discharge in Stainless Steel Corona cell
- Single ozone generator cell uses 10 separate dielectrics for built-in redundancy
- Solid state electronics increase frequency to above 1.5 khz
- Oil filled transformer increases voltage for corona discharge, oil filled/cooled transformer
- Provides excellent long-term reliability.
- Harmonically balanced electronics automatically compensate for pressure
- Panel mounted visual flowmeter to indicate feed-gas flow through the ozone generator
- Operates from Dry-Air or Oxygen feed-gas
- Isolation electric ball valve at 02 inlet and 03 outlet
- Oxygen must be 90% purity or better
- Dry-Air must be dried to -100 deg F or better
- Control System
    - System will be automatically controlled and can be turned ON/OFF with one simple switch (dry contacts also available for remote control)
    - Ozone output can be adjusted via a manual potentiometer on the control face from 0-100% or via 4-20 mA control input from customer control system
    - Built in Alarms
        - High/low feed-gas pressure
        - High ambient temperatures
        - High cooling water temperature
        - Ambient ozone leak sensor built into the ozone generator cabinet
        - Oxygen purity sensor to alert of low oxygen purity
- Water cooled ozone generator requires 70-deg F cooling water or cooler
- System must operate in non-condensing environment
- Ambient temperature must be below 100-deg F
- Ozone generator installed in painted steel enclosure

Oxygen Concentrator – AS-J

- AS-J Oxygen Concentrator provides up to 550 SCFH (260 LPM) of oxygen flow for ozone production
- **1,600 g/hr ozone production** is realized from the OXW-1.5k Ozone Generator with the AS-J
- The OXW-1.5k produces 1,600 g/hr ozone at 8.25% by weight from 550 SCFH oxygen flow
- AS-J provides oxygen purity of 93% nominal
- Requires 100 CFM compressed air to produce 550 SCFH oxygen
- Compressed air must be Clean and Dry “Plant Air” (Class 5.6.5 per ISO 8573.1)

- Includes 120 gallon oxygen receiver tank
- Requires 120 VAC power, 3 amps
- Dimensions: 42” wide x 34” deep x 78” tall

Air Compressor for use with the AS-J

- ELGI 30 HP Rotary Screw Air Compressor
- Supplies sufficient compressed air for use with the AS-J oxygen concentrator
- 30 HP Rotary Screw compressor provides 143 CFM compressed air at 90+ PSI
- Built-in refrigerant air dryer dries process air to 40-deg F dew point or better
- Integrated 2-stage filters will provide clean air for ozone production
- Tank mounted compressor on 120 gallon receiver tank
- Requires 460 VAC, 3-phase power for operation

Closed Loop Water Chiller

- MGD-5A Closed Loop Water Chiller
- 5 ton capacity 58,800 BTU
- 12 GPM flow-rate with internal pump
- 25 gallon coolant holding tank
- 1” Female NPT Process connections, water inlet/outlet
- 460 Vac, 3-phase power, 17 amp full load amperage,
- R-454B refrigerant used
- Dimensions: 60” tall x 34” wide x 40” deep

PHYSICAL REQUIREMENTS

Power requirements	460 Vac, 3 phase Ozone Generator = 20 Amps @ 460 VAC, 14 kW average power draw Air compressor = 30 Amps @ 460 VAC, 23 kW average power draw Water Chiller = 17 Amps @ 460 VAC, 14 kW average Oxygen Concentrator = 5 amps @ 120 VAC (powered from ozone generator cabinet)
Gas Connections	Oxygen Inlet = ½" Female NPT Ozone Outlet = ½" Female NPT
Cooling Water Connections	Water inlet/outlet = 3/4" Female NPT
Operating Temp	100 deg F (max)
Environmental	Clean and dust free that is non condensing
Physical dimensions	Ozone Generator = 90" wide x 24" deep x 84" tall Oxygen Concentrator = 42" wide x 34" deep x 78" tall Oxygen Tank = 24" diameter x 80" tall Air tank = 24" diameter x 80" tall Chiller = 60" tall x 34" wide x 40" deep Air compressor = 76" long x 32" deep x 75" tall

PERFORMANCE TEST DATA

OZONE GENERATOR PERFORMANCE TEST

Model: OXW-1.5k
Feed Gas : Oxygen +90% purity, -100 deg F dew point
Ozone Production @ 10% by weight = 1,248 g/hr (66 lb/day)
Ozone Production @ 8% by weight = 1,541 g/hr (81 lb/day)
Ozone Production @ 6% by weight = 1,914 g/hr (101 lb/day)

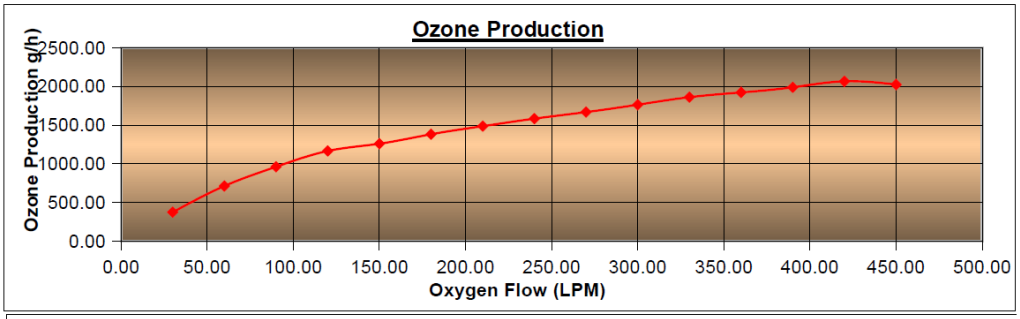

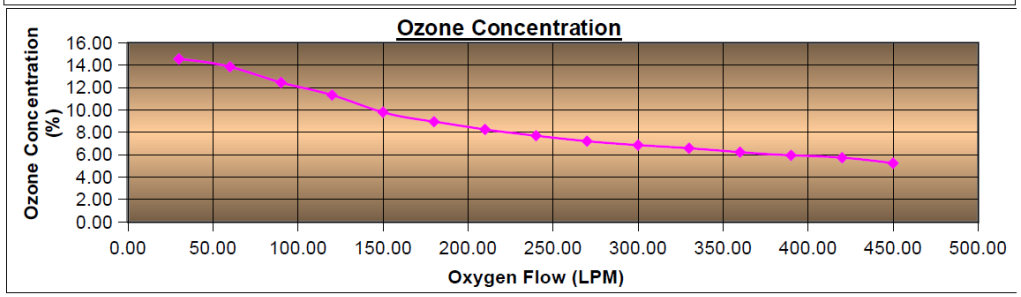

O2 FLOW (SLPM) 90-92% O2	Oxygen Pressure (PSIG)	OZONE CONC. (g/Nm³)	OZONE PRODUCTION (g/h)	OZONE CONC. (%W-W)	COMMENT
30.00	20.00	208.00	374.40	14.55	
60.00	20.00	198.00	712.80	13.85	
90.00	20.00	178.00	961.20	12.45	
120.00	20.00	162.00	1166.40	11.33	
150.00	20.00	140.00	1260.00	9.79	
180.00	20.00	128.00	1382.40	8.95	
210.00	20.00	118.00	1486.80	8.25	
240.00	20.00	110.00	1584.00	7.69	
270.00	20.00	103.00	1668.60	7.20	
300.00	20.00	98.00	1764.00	6.85	
330.00	20.00	94.00	1861.20	6.57	
360.00	20.00	89.00	1922.40	6.22	
390.00	20.00	85.00	1989.00	5.94	
420.00	20.00	82.00	2066.40	5.73	
450.00	20.00	75.00	2025.00	5.24	

Ozone Analyzer UV-106H, cooling water 60F IN, 64F OUT

OPTIONAL UPGRADES INSTALLED INTO THE OZONE GENERATOR

These items are installed inside the cabinet of the Ozone Generator, as a part of the Ozone Generation System.

Remote Ambient Ozone Meter

- Ozone safety meter can be mounted remotely from the ozone generator
- Connect via a wire back to the ozone generator control panel
- Will shut-down ozone generator in the event of high ambient ozone levels measured
- Ozone measurement range from 0-2 ppm with a 0.01 ppm resolution

Mass Flow Meter

- Electronic oxygen flow meter to display oxygen flow real-time on the control screen
- Measures a pressure compensated oxygen flow to deliver accurate oxygen flow readings at any operating pressure
- Provides 4-20 mA output scaled to oxygen flow
- Can be used with the ozone analyzer to calculate and display actual ozone production in g/hr real-time

Ozone Analyzer

- High concentration ozone analyzer measures ozone concentration real-time to display on the control panel
- UV based ozone analyzer provides ozone concentration in g/m3 or % by weight
- Provides 4-20 mA output scaled to ozone concentration
- Uses slip-stream of ozone gas to measure ozone concentration.
- Flow meter, flow control valve, and ozone destruct unit are integrated for seamless operation
- Can be used with the mass flow meter to calculate and display actual ozone production in g/hr real-time

MAINTENANCE COSTS – STANDARD SYSTEM

Part	Part Number	Frequency	Cost
Ambient Ozone Leak Sensor	SM-3-1.0	Yearly	$320
Ozone inlet valve is AC2W NC	AC2CW-NC	2-years	$114
Oxygen inlet valve is AC2W NC	AC2CW-NC	2 years	$114
Fans	Fan 4.7 - 120	As-needed	$29.50
Corona cell dielectrics	OXW Dielectric tube	As-Needed	$500
AS-J Replacement parts:			
Replacement Filter	MSP-96-649	Quarterly	$98
Replacement Filter	MTP-96-648	Quarterly	$93
Check Valve	OXO-check valve 1/2"	Annually	$85
Solenoid Valve Rebuild	GZ-RK-W0V1	Annually	$260
Sieve Material	XP-Molecular Sieve (350-lbs)	As-needed	$3,150
Air compressor replacement parts			
Oil Filter	IR 39329602	Yearly	$145
Air Separator	NAPA P26A734	Yearly	$194
Inlet Air Filter	IR 88171913	Yearly	$63
Stage 1 Air Filter	IR 24241952	Yearly	$170
Stage 2 Air Filter	IR 24241960	Yearly	$175
Compressor Inlet Filter Pad	IR 22421853	Yearly	$88
Ultra Cooling Lubricant	Ultimate 8000-5	As-needed	$250
High Concentration Ozone Analyzer – calibration & scrubber changes	Calibration – 106 Analyzer	Annually	$500

PRICING

Part	Price
OXW-1.5k	$97,800
AS-J Oxygen Concentrator with Oxygen Tank	$32,850
MGD-5A Water Chiller	$15,450
EN30-100-120T-G2A Air Compressor for AS-J	$31,750
Estimated Shipping Cost *Actual costs charged at time of shipment	$2,100
Start-Up and Training *1 full day of on-site by Oxidation Technologies technician. All travel and on-site time included in cost*	$3,450

Delivery Time: 6-8 weeks

OPTIONAL EQUIPMENT/UPGRADES PRICING

Part	Additional Pricing
Remote Ambient Ozone Meter	$1,450
Mass Flow Meter	$1,250
Ozone Analyzer	$6,100

EXAMPLE LAYOUT OF EQUIPMENT

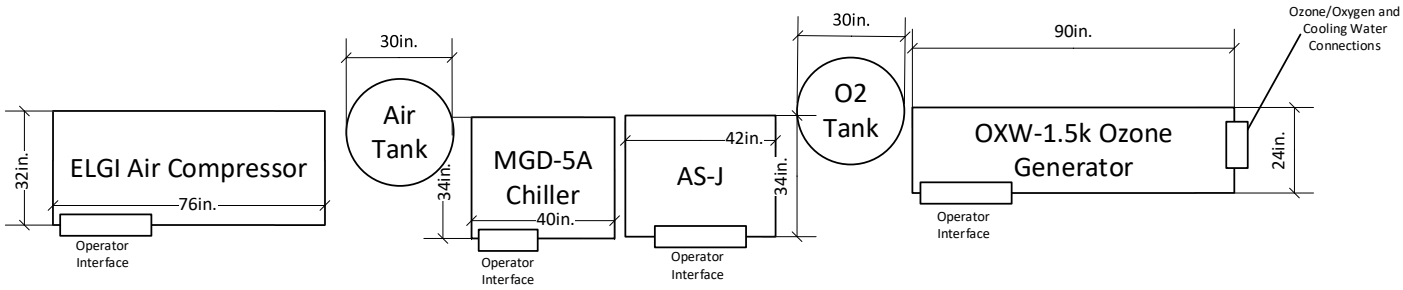

GENERAL TERMS AND CONDITIONS OF SALES

City Commission Agenda Item Memo
Meeting Date: April 20, 2026

☐ **Consent Agenda**
☒ **Regular Agenda**

Item Title: New Water Supply, Sewerage, Street Systems and Incidentals – Grant 2nd Addition

Requested Action/Staff Recommendation: Accept Petition for Improvements, Create Improvement District No. 1358, and Direct Engineer to prepare an Engineer's Report

Presented By: Jerry Wallace, City Engineer

New Information: The owner of Lot 1, Block 1, of the Grant Addition has petitioned for public improvements to the property consisting of street and utility systems to serve the proposed properties of the Grant 2nd Addition.

Background & Project Summary: The ownership group previously acquired, platted, and rezoned the property in anticipation of turnkey construction of multi-family dwellings. Since that time, market conditions within the City have delayed development of this type.

Current analysis indicates a limited supply of build-ready lots within the City of West Fargo. In response, the owner is pursuing a replat of the property to create a larger inventory of buildable lots, thereby necessitating the requested public infrastructure improvements.

Financial Analysis: In accordance with City policy, the full cost of the proposed improvements will be assessed to the benefiting property within the district.

Policy Analysis: The project is consistent with the City's historical policy on greenfield development. The project, and associated special assessments, will be entirely contained to the proposed Grant 2nd Addition. No regional assessments are associated with this work.

Supporting Documents:

- Petition for Improvements
- Attorney Title Opinion(s)
- Improvement District Map
- Preliminary plat
- Associated Resolutions

Previously Presented Information & Commission Actions:

None

West Fargo City Commission

Bernie Dardis, Commission President
Brad Olson, Commission Vice President
Roben Anderson, Rory Jorgensen, Amy Zundel, Commissioners
Dustin Scott, City Administrator

City of West Fargo

Process for Contracts and Improvements

Improvement Process Overview

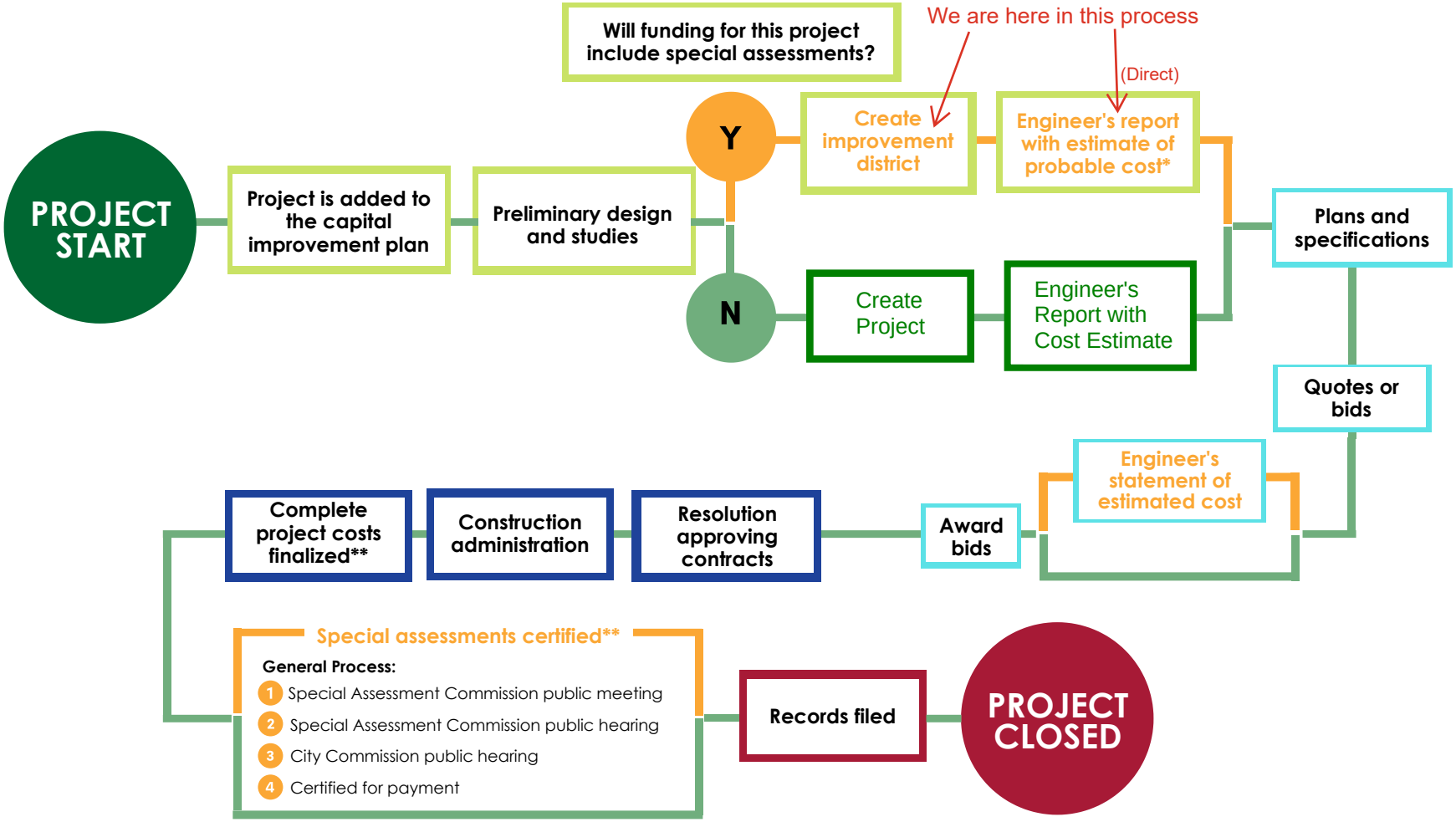

*The City of West Fargo creates an engineer's report and estimate of probable cost for most projects, but is legally required to do so for projects using special assessment funding.

**The special assessment certification process allocates the cost of the project after the complete cost of the project is final. The Special Assessment Commission does not discuss project costs.

We J&O Real Estate LLC are the legal and equitable owners of the following described property, to-wit:

GRANT SECOND ADDITION TO THE CITY OF WEST FARGO, being a replat of Lot 1, Block 1, Grant Addition to the City of West Fargo, and a replat of Lot 57, Block 1, The Wilds Eleventh Addition to the City of West Fargo, Cass County, North Dakota. (hereinafter the "**Property**")

We hereby petition the City Commission of the City of West Fargo, Cass County, North Dakota, to create an improvement district for the purpose of constructing the following municipal improvements: water, sanitary, storm sewer, street lights, and paving (hereinafter the "**Improvements**")

We hereby request that the City Commission of the City of West Fargo, Cass County, North Dakota, determine by resolution that a written petition for the **Improvements** signed by the owners of a majority of the area of the **Property** included within the district, has been received and that the resolution declaring work necessary shall not be required for said improvement district.

We hereby certify that we are the legal and equitable owner of the **Property** and have the authority to grant the City of West Fargo all necessary easements, rights of ways, fee simple, dedications and other interests in the **Property** that may be required to complete the construction of the **Improvements**.

We agree that pursuant to North Dakota Century Code Chapters 40-23 through 40-32 that the City shall assess the entire cost of the Improvements against my/our Property and hereby agree to pay the entire cost as levied and apportioned by the city.

Dated this 7th day of April, 2026.

OWNERS:



President, J&O Real Estate, LLC

This petition must be accompanied by evidence of ownership of the Property. Such evidence can include the following items: (a) title opinion; (b) O & E report; or (c) a copy of the vesting deed.

Alexia Jamieson, Esq.
alexia@bullislaw.com
(701) 936-8088
Karissa Rude, Legal Assistant
karissa@bullislaw.com
(701) 936-8093

JAMES R. BULLIS P.C.

James R. Bullis, Esq. | jim@bullislaw.com | (701) 936-8087

Savanah Waliser, Esq.
savanah@bullislaw.com
(701) 936 – 8078
Teresa Kuznia, Legal Assistant
teresa@bullislaw.com
(701) 936 - 8090

April 10, 2026

City of West Fargo
Attn: Aaron Nelson, AICP
2515 6th Street E.
West Fargo, ND 58078
Email: Aaron.Nelson@westfargond.gov

VIA EMAIL ONLY

RE: Title Opinion – Lot 1 Block 1 Grant Addition

Dear Mr. Nelson:

In accordance with your request, we have examined Abstract of Title to the following described real property:

**Lot 1, Block 1, Grant Addition to the City of West Fargo,
situate in the County of Cass and the State of North Dakota**

Our examination was made with the aid of Abstract No. 16094 containing Entries 1 through 51 and Entries 54 through 175, last certified on the 30th day of March, 2026, at 6:59 o'clock a.m. by the Cass County Abstract Company, and review of the North Dakota Recorders Information Network through April 10, 2026.

Assuming said abstract and search to be complete and correct, it is our opinion that, subject to the qualifications contained herein, the record title to this property, as of the date and hour above mentioned, was in:

J & O Real Estate, LLC

by virtue of a Warranty Deed, dated November 11, 2024, and recorded November 13, 2024, at 8:00 a.m. as Document No. 1723799.

At Entry 178 of the Abstract, there appears a Mortgage in favor of Western State Bank, dated November 12, 2024, and recorded November 13, 2024, at 8:00 a.m. as Document No. 1723800. The mortgage is in the original principal amount of $975,000.00. At Entry

179 of the Abstract, there appears a Modification of the Mortgage referenced at Entry 178 dated November 12, 2025, and recorded November 13, 2025, at 10:51 a.m. as Document No. 1746998. The modification extends the maturity date from November 12, 2025, to June 1, 2026.

At Entry 180 of the Abstract, there appears an Assignment of Rents in favor of Western State Bank, dated November 12, 2024, and recorded November 13, 2024, at 8:00 a.m. as Document No. 1723801. The purpose of the assignment is to assign, grant a continuing security interest in, and convey to Western State Bank all of J & O Real Estate, LLC's right, title, and interest in and to the rents from Lot One, in Block One of Grant Addition to the City of West Fargo.

At Entry 71 of the Abstract, there appears an easement in favor of Northwestern Bell Telephone Company dated December 18, 1970, and recorded January 17, 1972, at 4:33 p.m. in Book "R-5" of Misc., page 220, and as Document No. 455116. The easement is for the construction, operation, maintenance, replacement, and enlargement of buried or underground telephone and communications systems and should be reviewed by anyone taking interest in the property prior to the vesting of that person's interest. Due to the description contained within the body of the document, I am unable to ascertain whether the easement actually encroaches upon the property being opined hereto. A physical inspection of the property would be necessary to make that determination.

At Entry 72 of the Abstract, there appears the plat of Auditors Lot 1 dated June 23, 1978, and filed July 6, 1978, at 11:55 a.m. in Book "C" of Auditor's Misc., page 53, and as Document No. 538698. The plat makes reference to lots and easements and should be reviewed by anyone taking interest in the property prior to the vesting of that person's interest.

At Entry 73 of the Abstract, there appears a Warranty Deed dated June 23, 1978, and recorded July 6, 1978 at 4:00 p.m. in Book "429" of Deeds, page 75, and as Document No. 538712. The warranty deed reserves perpetual easements for ingress and egress and should be reviewed by anyone taking interest in the property prior to the vesting of that person's interest.

At Entry 80 of the Abstract, there appears an easement in favor of Cass County Electric Cooperative, Inc., dated August 15, 1978, and filed January 23, 1979, at 11:07 a.m. in Book "B-8" of Misc., page 493, and as Document No. 549058. The easement is for the maintenance and repair of an electrical transmission distribution line or system and should be reviewed by anyone taking interest in the property prior to the vesting of that person's interest.

3280 Veterans Blvd S, Ste 302, Fargo, North Dakota 58104
Licensed in North Dakota & Minnesota

At Entry 82 of the Abstract, there appears the plat of Auditors Lot No. 3 dated May 18, 1979, and filed May 18, 1979, at 10:51 a.m. in Book “C” of Misc. Plats, page 130, and as Document No. 553434. The plat makes reference to lots and should be reviewed by anyone taking interest in the property prior to the vesting of that person’s interest.

At Entry 114 of the Abstract, there appears an easement in favor of Cass County Electric Cooperative dated April 25, 1996, and recorded July 2, 1996, at 9:20 a.m. as Document No. 856875. The easement is for the purpose of maintaining and repairing transmission or distribution lines or systems and should be reviewed by anyone taking interest in the property prior to the vesting of that person’s interest. Due to the description contained within the body of the document, I am unable to ascertain whether the easement actually encroaches upon the property being opined hereto. A physical inspection of the property would be necessary to make that determination.

At Entry 116 of the Abstract, there appears a Notice of Rural Water Lines and Easements for Rural Water Lines dated July 8, 1998, and recorded July 13, 1998, at 8:00 a.m. as Document No. 905206. The notice makes reference to water service agreements and easements from landowners for new water pipelines and should be reviewed by anyone taking interest in the property prior to the vesting of that person’s interest.

At Entry 117 of the Abstract, there appears an easement in favor of Cass Rural Water Users, Inc. dated March 31, 1998, and recorded October 9, 1998, at 1:00 p.m. as Document No. 912982. The easement is for the operation, inspection, repairing, maintenance, replacement, and removal of water pipelines in connection with the operation of a rural water system and should be reviewed by anyone taking interest in the property prior to the vesting of that person’s interest.

At Entry 118 of the Abstract, there appears a right-of-way easement in favor of Cass Rural Water Users, Inc., dated April 16, 1998, and recorded October 9, 1998, at 1:00 p.m. as Document No. 912983. The easement is for the erection, construction, installation, and thereafter use, inspection, operation, repairing, maintenance, replacing, and removal of water pipelines in connection with the operation of a rural water system. At Entry 173 of the Abstract, there appears a partial release of right-of-way easement dated October 26, 2023, and recorded October 31, 2023, as Document No. 1700634. The partial release releases, cancels, and terminates the easement solely regarding the portion of the property described therein. The easement shall remain in full force and effect with respect to that portion of the property not located within the released property and should be reviewed by anyone taking interest in the property prior to the vesting of that person’s interest. Due to the description contained within the body of the document, I am unable to ascertain whether the easement actually encroaches upon the property being opined hereto. A physical inspection of the property would be necessary to make that determination.

3280 Veterans Blvd S, Ste 302, Fargo, North Dakota 58104
Licensed in North Dakota & Minnesota

At Entry 162 of the Abstract, there appears the Plat of Grant Addition to the City of West Fargo dated June 7, 2022, and recorded June 22, 2022, at 3:51 p.m. as Document No. 1668660. The plat makes reference to lots, blocks, streets, and easements, and should be reviewed by anyone taking interest in the property prior to the vesting of that person's interest.

At Entry 163 of the Abstract, there appears a Subdivision Agreement between the City of West Fargo and Kathleen Grant dated April 12, 2022, and recorded June 23, 2022, at 8:00 a.m. as Document No. 1668671. The agreement sets out certain conditions of plat and development approval and responsibilities of the parties to the agreement, and should be reviewed by anyone taking interest in the property prior to the vesting of that person's interest.

At Entry 164 of the Abstract, there appears an Agreement between Kathleen Grant and EagleRidge Development, LLC, dated June 7, 2022, and recorded September 7, 2022, at 9:04 a.m. as Document No. 1674757. The agreement sets out a cash payment in lieu of public dedication required by the City of West Fargo ordinances and should be reviewed by anyone taking interest in the property prior to the vesting of that person's interest.

At Entry 174 of the Abstract, there appears a pipeline easement in favor of Cass Rural Water Users District dated October 26, 2023, and recorded October 31, 2023, at 2:51 p.m. as Document No. 1700636. The easement is for the purpose of installing, constructing, operating, and maintaining underground pipelines and associated appurtenances to accommodate the water supply infrastructure and should be reviewed by anyone taking interest in the property prior to the vesting of that person's interest.

This opinion does not extend to, and you should satisfy yourself as to the following matters which may affect the title of the property, although they are not matters of record and thus not included in the Abstract:

a. Unrecorded liens of persons who have furnished labor or materials in the improvements of the premises. Such liens may be effective although not recorded until 90 days after the last item of labor or materials is furnished;

b. The rights of persons in possession of the premises or any portion thereof;

c. Any alleyways, easements, right of ways, buried transmission facilities, streets or judicial monuments actually located upon the ground;

3280 Veterans Blvd S, Ste 302, Fargo, North Dakota 58104
Licensed in North Dakota & Minnesota

d. Encroachment of buildings or other improvements on the premises and any discrepancies in measurements or distance which an accurate survey would disclose;

e. Rights which may have accrued since the date of the last continuation of the Abstract;

f. Federal, state, or municipal laws restricting the use of the premises, including the provisions of any applicable subdivision, zoning, and building ordinances;

g. Rights of local municipalities arising from unpaid assessments for local improvements;

h. Access to the described property by public roadway, easement, or other right of ingress and egress; and

i. Claims or liability arising from the deposit of hazardous waste material in or on the soil or arising from underground storage tanks.

Real estate taxes for 2024 and 2025 are shown as unpaid. Tax Parcel No.: 02-0930-00010-000

If you should have any questions, please don't hesitate to email or call. Thank you.

Sincerely,



Alexia Jamieson
Attorney

3280 Veterans Blvd S, Ste 302, Fargo, North Dakota 58104
Licensed in North Dakota & Minnesota

Alexia Jamieson, Esq.
alexia@bullislaw.com
(701) 936-8088
Karissa Rude, Legal Assistant
karissa@bullislaw.com
(701) 936-8093

JAMES R. BULLIS P.C.

James R. Bullis, Esq. | jim@bullislaw.com | (701) 936-8087

Savanah Waliser, Esq.
savanah@bullislaw.com
(701) 936 – 8078
Teresa Kuznia, Legal Assistant
teresa@bullislaw.com
(701) 936 - 8090

April 10, 2026

City of West Fargo
Attn: Aaron Nelson, AICP
2515 6th Street E.
West Fargo, ND 58078
Email: Aaron.Nelson@westfargond.gov

VIA EMAIL ONLY

RE: Title Opinion – Lot 57, Block 1 of The Wilds 11th Addition

Dear Mr. Nelson:

In accordance with your request, we have examined Abstract of Title to the following described real property:

Lot 57, Block 1, The Wilds 11th Addition to the City of West Fargo, situate in the County of Cass and the State of North Dakota

Our examination was made with the aid of Abstract No. 74755 containing Entries 1 through 139, last certified on the 26th day of March, 2026, at 6:59 o'clock a.m. by the Cass County Abstract Company, and review of the North Dakota Recorders Information Network through April 10, 2026.

Assuming said abstract and search to be complete and correct, it is our opinion that, subject to the qualifications contained herein, the record title to this property, as of the date and hour above mentioned, was in:

City of West Fargo

by virtue of a Warranty Deed, dated April 26, 2019, and recorded May 15, 2019, at 8:33 a.m. as Document No. 1562098.

At Entry 58 of the Abstract, there appears an easement in favor of Northwestern Bell Telephone Company dated December 18, 1970, and recorded January 17, 1972, at 4:33 p.m. in Book “R-5” of Misc., page 220, and as Document No. 455116. The easement is for the construction, operation, maintenance, replacement, and enlargement of buried or underground telephone and communications systems and should be reviewed by anyone taking interest in the property prior to the vesting of that person’s interest. Due to the description contained within the body of the document, I am unable to ascertain whether the easement actually encroaches upon the property being opined hereto. A physical inspection of the property would be necessary to make that determination.

At Entry 59 of the Abstract, there appears the Plat of Auditors Lot 1 dated June 23, 1978, and filed July 6, 1978, at 11:55 a.m. in Book “C” of Auditor’s Misc., page 53, and as Document No. 538698. The plat makes reference to lots and easements and should be reviewed by anyone taking interest in the property prior to the vesting of that person’s interest.

At Entry 60 of the Abstract, there appears a Warranty Deed dated June 23, 1978, and recorded July 6, 1978 at 4:00 p.m. in Book “429” of Deeds, page 75, and as Document No. 538712. The warranty deed reserves perpetual easements for ingress and egress and should be reviewed by anyone taking interest in the property prior to the vesting of that person’s interest.

At Entry 66 of the Abstract, there appears an easement in favor of Cass County Electric Cooperative, Inc. dated August 15, 1978, and filed January 23, 1979, at 11:07 a.m. in Book “B-8” of Misc., page 493, and as Document No. 549058. The easement is for the maintenance and repair of an electrical transmission distribution line or system and should be reviewed by anyone taking interest in the property prior to the vesting of that person’s interest.

At Entry 68 of the Abstract, there appears the plat of Auditors Lot No. 3 dated May 18, 1979, and filed May 18, 1979, at 10:51 a.m. in Book “C” of Misc. Plats, page 130, and as Document No. 553434. The plat makes reference to lots and should be reviewed by anyone taking interest in the property prior to the vesting of that person’s interest.

At Entry 95 of the Abstract, there appears a right-of-way easement in favor of Cass Rural Water Users, Inc. dated March 31, 1998, and recorded October 9, 1998, at 1:00 p.m. as Document No. 912982. The easement is for the operation, inspection, repairing, maintenance, replacement, and removal of water pipelines in connection with the operation of a rural water system and should be reviewed by anyone taking interest in the property prior to the vesting of that person’s interest.

3280 Veterans Blvd S, Ste 302, Fargo, North Dakota 58104
Licensed in North Dakota & Minnesota

At Entry 96 of the Abstract, there appears a right-of-way easement in favor of Cass Rural Water Users, Inc., dated April 16, 1998, and recorded October 9, 1998, at 1:00 p.m. as Document No. 912983. The easement is for the erection, construction, installation, and thereafter use, inspection, operation, repairing, maintenance, replacing, and removal of water pipelines in connection with the operation of a rural water system and should be reviewed by anyone taking interest in the property prior to the vesting of that person's interest. Due to the description contained within the body of the document, I am unable to ascertain whether the easement actually encroaches upon the property being opined hereto. A physical inspection of the property would be necessary to make that determination.

At Entry 130 of the Abstract, there appears the Plat of The Wilds Seventh Addition to the City of West Fargo, a Plat of Part of Government Lot 3 and Part of the Southeast Quarter, all in Section 6, Township 138 North, Range 49 West, Cass County, North Dakota recorded on August 26, 2015, at 8:30 a.m. as Document No. 1456086. The plat makes reference to lots, blocks, streets, and easements, and should be reviewed by anyone taking interest in the property prior to the vesting of that person's interest.

At Entry 131 of the Abstract, there appears the Plat of The Wilds Eighth Addition to the City of West Fargo, a Plat of Part of Government Lot 3 and Part of Government Lot 4, all in Section 6, Township 138 North, Range 49 West, Cass County, North Dakota recorded on December 7, 2016, at 1:47 p.m. as Document No. 1497707. The plat makes reference to lots, blocks, streets, and easements, and should be reviewed by anyone taking interest in the property prior to the vesting of that person's interest.

At Entry 133 of the Abstract, there appears a Developer Agreement for The Wilds Eleventh Addition dated September 27, 2018, and recorded May 1, 2019, at 3:22 p.m. as Document No. 1561272. The agreement sets out certain conditions for the creation of The Wilds Eleventh Water Improvement District No. 2018-01, an assessment district for the purpose of financing, funding, and constructing the water infrastructure necessary for providing water service to the property, and should be reviewed by anyone taking interest in the property prior to the vesting of that person's interest.

At Entry 135 of the Abstract, there appears the Plat of The Wilds Eleventh Addition to the City of West Fargo, a Plat of Part of Government Lot 3, Part of Government Lot 4, and Part of Government Lot 5, all in Section 6, Township 138 North, Range 49 West, Cass County, North Dakota recorded May 15, 2019, at 8:33 a.m. as Document No. 1562097. The plat makes reference to lots, blocks, streets, and easements, and should be reviewed by anyone taking interest in the property prior to the vesting of that person's interest.

At Entry 138 of the Abstract, there appears a Subdivision Agreement between the City of West Fargo and Westport Investments, LLC, dated April 26, 2019, and recorded May 15,

3280 Veterans Blvd S, Ste 302, Fargo, North Dakota 58104
Licensed in North Dakota & Minnesota

2019, at 8:33 a.m. as Document No. 1562099. The agreement sets out certain conditions of plat and development approval and responsibilities of the parties to the agreement, and should be reviewed by anyone taking interest in the property prior to the vesting of that person's interest.

At Entry 139 of the Abstract, there appears a Subdivision Agreement between the City of West Fargo and Kathleen Grant dated April 12, 2022, and recorded June 23, 2022, at 8:00 a.m. as Document No. 1668671. The agreement sets out certain conditions of plat and development approval and responsibilities of the parties to the agreement, and should be reviewed by anyone taking interest in the property prior to the vesting of that person's interest.

This opinion does not extend to, and you should satisfy yourself as to the following matters which may affect the title of the property, although they are not matters of record and thus not included in the Abstract:

a. Unrecorded liens of persons who have furnished labor or materials in the improvements of the premises. Such liens may be effective although not recorded until 90 days after the last item of labor or materials is furnished;

b. The rights of persons in possession of the premises or any portion thereof;

c. Any alleyways, easements, right of ways, buried transmission facilities, streets or judicial monuments actually located upon the ground;

d. Encroachment of buildings or other improvements on the premises and any discrepancies in measurements or distance which an accurate survey would disclose;

e. Rights which may have accrued since the date of the last continuation of the Abstract;

f. Federal, state, or municipal laws restricting the use of the premises, including the provisions of any applicable subdivision, zoning, and building ordinances;

g. Rights of local municipalities arising from unpaid assessments for local improvements;

h. Access to the described property by public roadway, easement, or other right of ingress and egress; and

3280 Veterans Blvd S, Ste 302, Fargo, North Dakota 58104
Licensed in North Dakota & Minnesota

i. Claims or liability arising from the deposit of hazardous waste material in or on the soil or arising from underground storage tanks.

Real estate taxes for 2025 are shown as paid. Tax Parcel No.: 02-5835-00570-000.

If you should have any questions, please don't hesitate to email or call. Thank you.

Sincerely,



Alexia Jamieson
Attorney

3280 Veterans Blvd S, Ste 302, Fargo, North Dakota 58104
Licensed in North Dakota & Minnesota



IMPROVEMENT DISTRICT MAP
IMPROVEMENT DISTRICT NO. 1358
GRANT 2nd ADDITION
WEST FARGO, NORTH DAKOTA

Created By: HS Date Created: 04/07/26 Date Saved: 04/09/26 Date Plotted: N/A Date Exported: 04/09/26
Plotted By: Parcel Date: 03/12/26 Aerial Image: 2024 Cass Metro NAIP SIDS Elevation Data: NA
Horizontal Datum: NAD 1983 StatePlane North Dakota South FIPS 3302 Feet Vertical Datum: NA
Q:\Projects\31000\31400\31434 Dist.1358Grant2ndAddition\GIS\APRX\ImprovementDistrictMapRequest_20260407\ImprovementDistrictMapRequest_20260407.aprx

N W E S

moore engineering, inc.

GRANT SECOND ADDITION

TO THE CITY OF WEST FARGO, A REPLAT OF LOT 1, BLOCK 1, GRANT ADDITION TO THE CITY OF WEST FARGO, AND A REPLAT OF LOT 57, BLOCK 1, THE WILDS ELEVENTH ADDITION TO THE CITY OF WEST FARGO, CASS COUNTY, NORTH DAKOTA

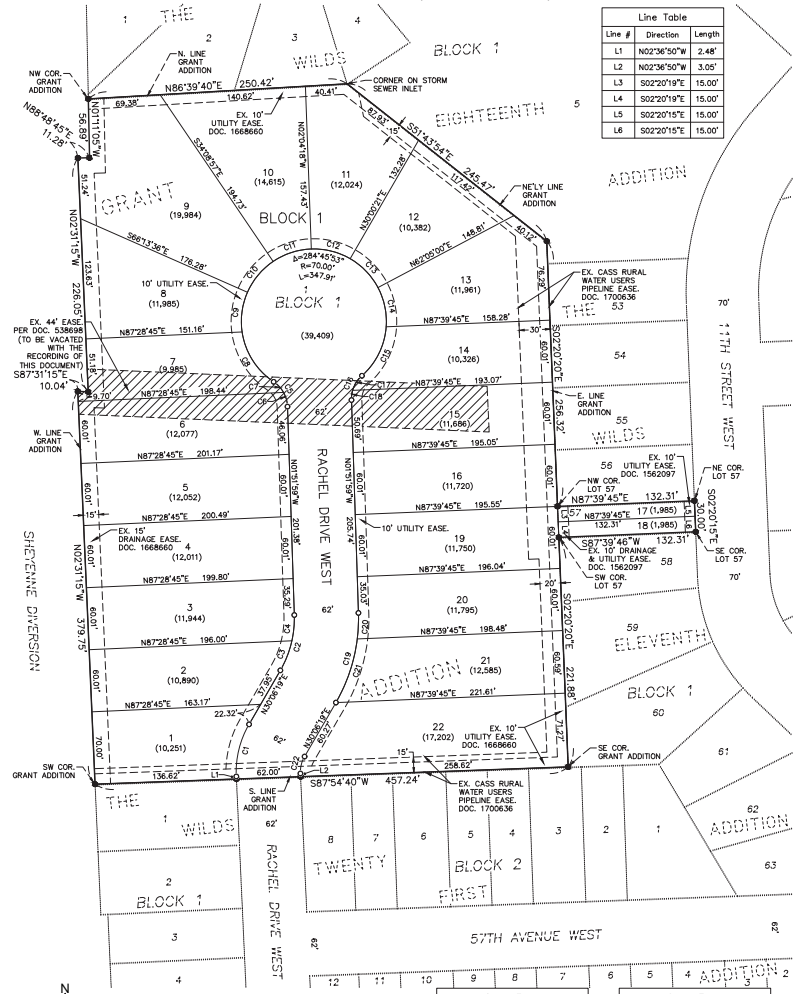

Line Table		
Line #	Direction	Length
L1	N02°36'50"W	2.48'
L2	N02°36'50"W	3.05'
L3	S02°20'19"E	15.00'
L4	S02°20'19"E	15.00'
L5	S02°20'15"E	15.00'
L6	S02°20'15"E	15.00'

Curve Table			
Curve #	Delta	Radius	Length
C1	32°43'09"	92.00'	52.54'
C2	31°58'18"	100.00'	55.80'
C3	17°38'13"	100.00'	30.78'
C4	14°20'05"	100.00'	25.02'
C5	46°58'04"	30.00'	24.59'
C6	27°37'29"	30.00'	14.46'
C7	26°48'14"	30.00'	14.03'
C8	47°59'27"	70.00'	58.63'
C9	32°04'39"	70.00'	39.19'
C10	32°04'39"	70.00'	39.19'
C11	32°04'39"	70.00'	39.19'

Curve Table			
Curve #	Delta	Radius	Length
C12	32°04'39"	70.00'	39.19'
C13	32°04'39"	70.00'	39.19'
C14	32°04'47"	70.00'	39.19'
C15	44°18'24"	70.00'	54.13'
C16	50°20'10"	30.00'	26.36'
C17	32°12'35"	30.00'	16.86'
C18	18°07'35"	30.00'	9.49'
C19	31°58'18"	162.00'	90.40'
C20	8°52'40"	162.00'	25.10'
C21	23°05'38"	162.00'	65.30'
C22	32°43'09"	30.00'	17.13'

LEGEND
- IRON MONUMENT FOUND
- SET 5/8"X18" REBAR WITH YELLOW PLASTIC CAP #6571
- L ARE LENGTH
- R RADIUS LENGTH
- Δ CENTRAL ANGLE
- (134,298) LOT AREA IN SQUARE FEET
- EASEMENT LINE
- EXISTING EASEMENT TO BE VACATED WITH THE RECORDING OF THIS DOCUMENT
- EXISTING LOT LINE
- PLAT BOUNDARY LINE
- LOT LINE

0 60 Scale in Feet

BASIS OF BEARINGS: GRANT ADDITION ACCORDING TO THE RECORDED PLAT THEREOF.

CERTIFICATE

STEVEN W. HOLM, BEING DULY SWORN, DEPOSES AND SAYS THAT HE IS THE REGISTERED LAND SURVEYOR WHO PREPARED AND MADE THE ATTACHED PLAT OF "GRANT SECOND ADDITION" TO THE CITY OF WEST FARGO, A REPLAT OF OF LOT 1, BLOCK 1, GRANT ADDITION TO THE CITY OF WEST FARGO, AND A REPLAT OF LOT 57, BLOCK 1, THE WILDS ELEVENTH ADDITION TO THE CITY OF WEST FARGO, CASS COUNTY, NORTH DAKOTA; THAT SAID PLAT IS A TRUE AND CORRECT REPRESENTATION OF THE BOUNDARY SURVEY; THAT ALL DISTANCES ARE CORRECTLY SHOWN ON SAID PLAT; THAT MONUMENTS HAVE BEEN PLACED IN THE GROUND AS INDICATED FOR THE GUIDANCE OF FUTURE SURVEYS AND THAT SAID ADDITION IS DESCRIBED AS FOLLOWS, TO WIT:

LOT 1, BLOCK 1, GRANT ADDITION, TO THE CITY OF WEST FARGO, ACCORDING TO THE RECORDED PLAT THEREOF, ON FILE AND OF RECORD IN THE OFFICE OF THE RECORDER, CASS COUNTY, NORTH DAKOTA.

AND

LOT 57, BLOCK 1, THE WILDS ELEVENTH ADDITION TO THE CITY OF WEST FARGO, ACCORDING TO THE RECORDED PLAT THEREOF, ON FILE AND OF RECORD IN THE OFFICE OF SAID RECORDER.

SAID TRACT CONTAINS A COMBINED 6.67 ACRES, MORE OR LESS, AND IS SUBJECT TO ALL EASEMENTS, RESTRICTIONS, RESERVATIONS AND RIGHTS OF WAY OF RECORD, IF ANY.

PRELIMINARY

STEVEN W. HOLM
REGISTERED LAND SURVEYOR
REG. NO. LS-6571

REGISTERED LAND SURVEYOR — STEVEN W. HOLM — LS-6571 — DATE — NORTH DAKOTA

STATE OF NORTH DAKOTA)
COUNTY OF CASS)

ON THIS _____ DAY OF _____, 2026, BEFORE ME, A NOTARY PUBLIC IN AND FOR SAID COUNTY AND STATE, PERSONALLY APPEARED STEVEN W. HOLM, REGISTERED LAND SURVEYOR, KNOWN TO ME TO BE THE PERSON DESCRIBED IN AND WHO EXECUTED THE FOREGOING INSTRUMENT AND ACKNOWLEDGED TO ME THAT HE EXECUTED THE SAME AS HIS FREE ACT AND DEED.

_____
NOTARY PUBLIC, CASS COUNTY, NORTH DAKOTA

DEDICATION

WE, THE UNDERSIGNED, DO HEREBY CERTIFY THAT WE ARE THE OWNERS OF THE LAND DESCRIBED IN THE PLAT OF "GRANT SECOND ADDITION" TO THE CITY OF WEST FARGO, A REPLAT OF OF LOT 1, BLOCK 1, GRANT ADDITION TO THE CITY OF WEST FARGO, AND A REPLAT OF LOT 57, BLOCK 1, THE WILDS ELEVENTH ADDITION TO THE CITY OF WEST FARGO, CASS COUNTY, NORTH DAKOTA, THAT WE HAVE CAUSED IT TO BE PLATTED INTO LOTS AND BLOCKS AS SHOWN BY SAID PLAT AND CERTIFICATE OF STEVEN W. HOLM, REGISTERED LAND SURVEYOR, AND THAT THE DESCRIPTION AS SHOWN IN THE CERTIFICATE OF THE REGISTERED LAND SURVEYOR IS CORRECT. WE HEREBY DEDICATE THE UTILITY EASEMENT SHOWN ON SAID PLAT TO THE USE OF THE PUBLIC.

OWNER: LOTS 1–16 & 19–22: J & O REAL ESTATE, LLC

_____
ROBERT JORDAHL, PRESIDENT

STATE OF NORTH DAKOTA)
COUNTY OF CASS)

ON THIS _____ DAY OF _____, 20____, BEFORE ME, A NOTARY PUBLIC IN AND FOR SAID COUNTY AND STATE PERSONALLY APPEARED ROBERT JORDAHL, PRESIDENT OF J & O REAL ESTATE, LLC, KNOWN TO ME TO BE THE PERSON THAT IS DESCRIBED IN AND WHO EXECUTED THE FOREGOING INSTRUMENT AND ACKNOWLEDGED TO ME THAT HE EXECUTED THE SAME IN THE NAME OF J & O REAL ESTATE, LLC.

_____
NOTARY PUBLIC, CASS COUNTY, NORTH DAKOTA

MORTGAGEE: LOTS 1–16 & 19–22: WESTERN STATE BANK

_____
BRAD JACOBSON, PRESIDENT

STATE OF NORTH DAKOTA)
COUNTY OF CASS)

ON THIS _____ DAY OF _____, 20____ BEFORE ME, A NOTARY PUBLIC IN AND FOR SAID COUNTY AND STATE PERSONALLY APPEARED BRAD JACOBSON, PRESIDENT OF WESTERN STATE BANK, KNOWN TO ME TO BE THE PERSON THAT IS DESCRIBED IN AND WHO EXECUTED THE FOREGOING INSTRUMENT AND ACKNOWLEDGED TO ME THAT HE EXECUTED THE SAME IN THE NAME OF WESTERN STATE BANK.

_____
NOTARY PUBLIC, CASS COUNTY, NORTH DAKOTA

CITY ENGINEER'S APPROVAL

THIS PLAT IN THE CITY OF WEST FARGO IS HEREBY APPROVED THIS _____ DAY OF _____, 20____.

REGISTERED PROFESSIONAL ENGINEER — JERROLD F. WALLACE — PE-27431 — DATE: — NORTH DAKOTA

_____
JERROLD F. WALLACE, CITY ENGINEER

STATE OF NORTH DAKOTA)
COUNTY OF CASS)

ON THIS _____ DAY OF _____, 20____, BEFORE ME, A NOTARY PUBLIC IN AND FOR SAID COUNTY AND STATE, PERSONALLY APPEARED JERROLD F. WALLACE, CITY ENGINEER, KNOWN TO ME TO BE THE PERSON DESCRIBED IN AND WHO EXECUTED THE FOREGOING INSTRUMENT AND ACKNOWLEDGED TO ME THAT HE EXECUTED THE SAME AS THE CITY ENGINEER.

_____
NOTARY PUBLIC, CASS COUNTY, NORTH DAKOTA

WEST FARGO CITY ATTORNEY APPROVAL

I HEREBY CERTIFY THAT PROPER EVIDENCE OF TITLE HAS BEEN EXAMINED BY ME AND I APPROVE THE PLAT AS TO FORM AND EXECUTION THIS _____ DAY OF _____, 20____.

_____
KATIE J. SCHMIDT, CITY ATTORNEY

STATE OF NORTH DAKOTA)
COUNTY OF CASS)

ON THIS _____ DAY OF _____, 20____, BEFORE ME, A NOTARY PUBLIC IN AND FOR SAID COUNTY AND STATE, PERSONALLY APPEARED KATIE J. SCHMIDT, CITY ATTORNEY, KNOWN TO ME TO BE THE PERSON DESCRIBED IN AND WHO EXECUTED THE FOREGOING INSTRUMENT AND ACKNOWLEDGED TO ME THAT SHE EXECUTED THE SAME AS THE CITY ATTORNEY.

_____
NOTARY PUBLIC, CASS COUNTY, NORTH DAKOTA

OWNER: LOTS 17–18: CITY OF WEST FARGO

_____ _____
BERNIE L. DARDIS, PRESIDENT OF THE WEST FARGO CITY COMMISSION — DUSTIN T. SCOTT, CITY AUDITOR

STATE OF NORTH DAKOTA)
COUNTY OF CASS)

ON THIS _____ DAY OF _____, 20____, BEFORE ME, A NOTARY PUBLIC IN AND FOR SAID COUNTY AND STATE PERSONALLY APPEARED BERNIE L. DARDIS, PRESIDENT OF THE WEST FARGO CITY COMMISSION, AND DUSTIN T. SCOTT, CITY AUDITOR, KNOWN TO ME TO BE THE PERSONS DESCRIBED IN AND WHO EXECUTED THE FOREGOING INSTRUMENT AND ACKNOWLEDGED TO ME THAT THEY EXECUTED THE SAME IN THE NAME OF THE CITY OF WEST FARGO.

_____
NOTARY PUBLIC, CASS COUNTY, NORTH DAKOTA

WEST FARGO PLANNING COMMISSION APPROVAL

THIS PLAT IN THE CITY OF WEST FARGO IS HEREBY APPROVED THIS _____ DAY OF _____, 20____.

_____
MIKE THORSTAD, CHAIRMAN

STATE OF NORTH DAKOTA)
COUNTY OF CASS)

ON THIS _____ DAY OF _____, 20____ BEFORE ME, A NOTARY PUBLIC IN AND FOR SAID COUNTY AND STATE, PERSONALLY APPEARED MIKE THORSTAD, CHAIRMAN OF THE WEST FARGO PLANNING COMMISSION, KNOWN TO ME TO BE THE PERSON DESCRIBED IN AND WHO EXECUTED THE FOREGOING INSTRUMENT AND ACKNOWLEDGED TO ME THAT HE EXECUTED THE SAME IN THE NAME OF THE WEST FARGO PLANNING COMMISSION.

_____
NOTARY PUBLIC, CASS COUNTY, NORTH DAKOTA

WEST FARGO CITY COMMISSION APPROVAL

THIS PLAT IN THE CITY OF WEST FARGO IS HEREBY APPROVED THIS _____ DAY OF _____, 20____.

_____ _____
BERNIE L. DARDIS, PRESIDENT OF THE WEST FARGO CITY COMMISSION — DUSTIN T. SCOTT, CITY AUDITOR

STATE OF NORTH DAKOTA)
COUNTY OF CASS)

ON THIS _____ DAY OF _____, 20____, BEFORE ME, A NOTARY PUBLIC IN AND FOR SAID COUNTY AND STATE, PERSONALLY APPEARED BERNIE L. DARDIS, PRESIDENT OF THE WEST FARGO CITY COMMISSION, AND DUSTIN T. SCOTT, CITY AUDITOR, KNOWN TO ME TO BE THE PERSONS DESCRIBED IN AND WHO EXECUTED THE FOREGOING INSTRUMENT AND ACKNOWLEDGED TO ME THAT THEY EXECUTED THE SAME IN THE NAME OF THE CITY OF WEST FARGO.

_____
NOTARY PUBLIC, CASS COUNTY, NORTH DAKOTA

SHEET 1 OF 1
PROJ. NO. 31386

moore engineering, inc.

Commissioner _____ introduced the following resolution and moved its adoption:

RESOLUTION RELATING TO WRITTEN PETITION BY OWNERS
OF A MAJORITY OF THE AREA OF PROPERTY
WITHIN THE DISTRICT

BE IT RESOLVED by the Board of City Commissioners of the City of West Fargo, Cass County, North Dakota, that it is hereby determined that a written petition for the improvement within Improvement District No. 1358 – New Water Supply, Sewerage, Street Systems; and Incidentials signed by owners of a majority of the area of the property included within the district, has been received.

BE IT FURTHER RESOLVED that the improvement consists of water main, sanitary sewer, storm sewer, streets, lot services, and other essential infrastructure nessessary to service Lot 1, Block 1 of the Grant 2nd Addition.

BE IT FURTHER RESOLVED that the Resolution Declaring Improvements Necessary shall not be required.

Date: April 20, 2026

APPROVED:

_____
President of Board of City Commissioners

ATTEST:

_____
City Auditor

The motion for the adoption of the foregoing resolution was duly seconded by Commissioner _____. On roll call vote, the following commissioners voted aye: _____ _____. The following commissioners voted nay: _____. The following were absent and not voting: _____. The majority having voted aye, the motion carried and the resolution was duly adopted.

Commissioner _____ introduced the following resolution and moved its adoption:

RESOLUTION CREATING IMPROVEMENT DISTRICT NO. 1358 – NEW WATER SUPPLY, SEWERAGE, STREET SYSTEMS; AND INCIDENTALS OF THE CITY OF WEST FARGO, NORTH DAKOTA

WHEREAS, Jerry Wallace, a Registered Professional Engineer, is the Engineer for the City of West Fargo, and the Board of City Commissioners has consulted with him relating to the establishment, size and form and other matters with regard to Improvement District No. 1358 - New Water Supply, Sewerage, Street Systems; and Incidentals of the City of West Fargo; and

WHEREAS, it is deemed necessary to establish such an Improvement District within the City of West Fargo;

NOW THEREFORE, be it resolved as follows:

That there is hereby created Improvement District No. 1358– New Water Supply, Sewerage, Street Systems; and Incidentals of the City of West Fargo, North Dakota, the boundaries of which shall be as shown on the attached map.

Dated: April 20, 2026

APPROVED:

_____
President of Board of City Commissioners

ATTEST:

_____
City Auditor

The motion for the adoption of the foregoing resolution was duly seconded by Commissioner _____. On roll call vote the following commissioners voted aye: _____ _____. The following commissioners voted nay: _____. The following commissioners were absent and not voting: _____.

The majority having voted aye, the motion carried, and the resolution was duly adopted.

Commissioner _____ introduced the following resolution and moved its adoption:

RESOLUTION DIRECTING ENGINEER TO PREPARE REPORT

BE IT RESOLVED by the Board of City Commissioners of the City of West Fargo, deeming it necessary to make certain improvements consisting of water main, sanitary sewer, storm sewer, streets, lot services, and other essential infrastructure necessary to service the property in connection with the abvoe specified improvements, be constructed and made in Improvement District No. 158 – New Water Supply, Sewerage, Street Systems, and Incidentals of the City of West Fargo, the City hereby directs Jerry Wallace, the Engineer for the City of West Fargo and being a competent engineer, to prepare a report as to the general nature, purpose and feasibility of the proposed project and an estimate of the probable cost of the work.

Dated: April 20, 2026

APPROVED:

_____
President of Board of City Commissioners

ATTEST:

_____
City Auditor

The motion for the adoption of the foregoing resolution was duly seconded by Commissioner _____. On roll call vote the following commissioners voted aye: _____ _____. The following commissioners voted nay: _____. The following commissioners were absent and not voting: _____. The majority having voted aye, the motion carried and the resolution was duly adopted.

City Commission Agenda Item Memo
Meeting Date: April 20, 2026

☐ **Consent Agenda**
☒ **Regular Agenda**

Item Title: Intersection Improvements and Incidentals - 9th St W at Mulberry Ln & 50th Ave W

Requested Action/Staff Recommendation: Accept Petition for Improvements, Create Improvement District No. 2301, and Direct Engineer to prepare an Engineer's Report

Presented By: Jerry Wallace, City Engineer

New Information: The City has been petitioned by Hope Lutheran Church for public improvements to extend city utilities to not conflict with future site improvements and provide turn lanes at both approaches to the Hope Lutheran Addition. Public improvements are anticipated to be constructed in 2026.

Background & Project Summary: The city has been working with Hope Lutheran Church on the platting process of the Hope Lutheran Addition. The project will consist of the installation of new sewerage, water supply, storm sewer, and turn lane systems to service the Hope Lutheran Addition that has petitioned for the improvements.

Financial Analysis: This project will be paid for via special assessments to the benefitting property.

Policy Analysis: Infrastructure will be designed in conformance with city standards to service the Hope Lutheran Addition.

Supporting Documents:

- Hope Lutheran Church Petition for Improvements
- Warranty Deed
- Improvement District Map
- Supporting Resolutions

Previously Presented Information & Commission Actions:

None

West Fargo City Commission
Bernie Dardis, Commission President
Brad Olson, Commission Vice President

City of West Fargo

Process for Contracts and Improvements

Improvement Process Overview

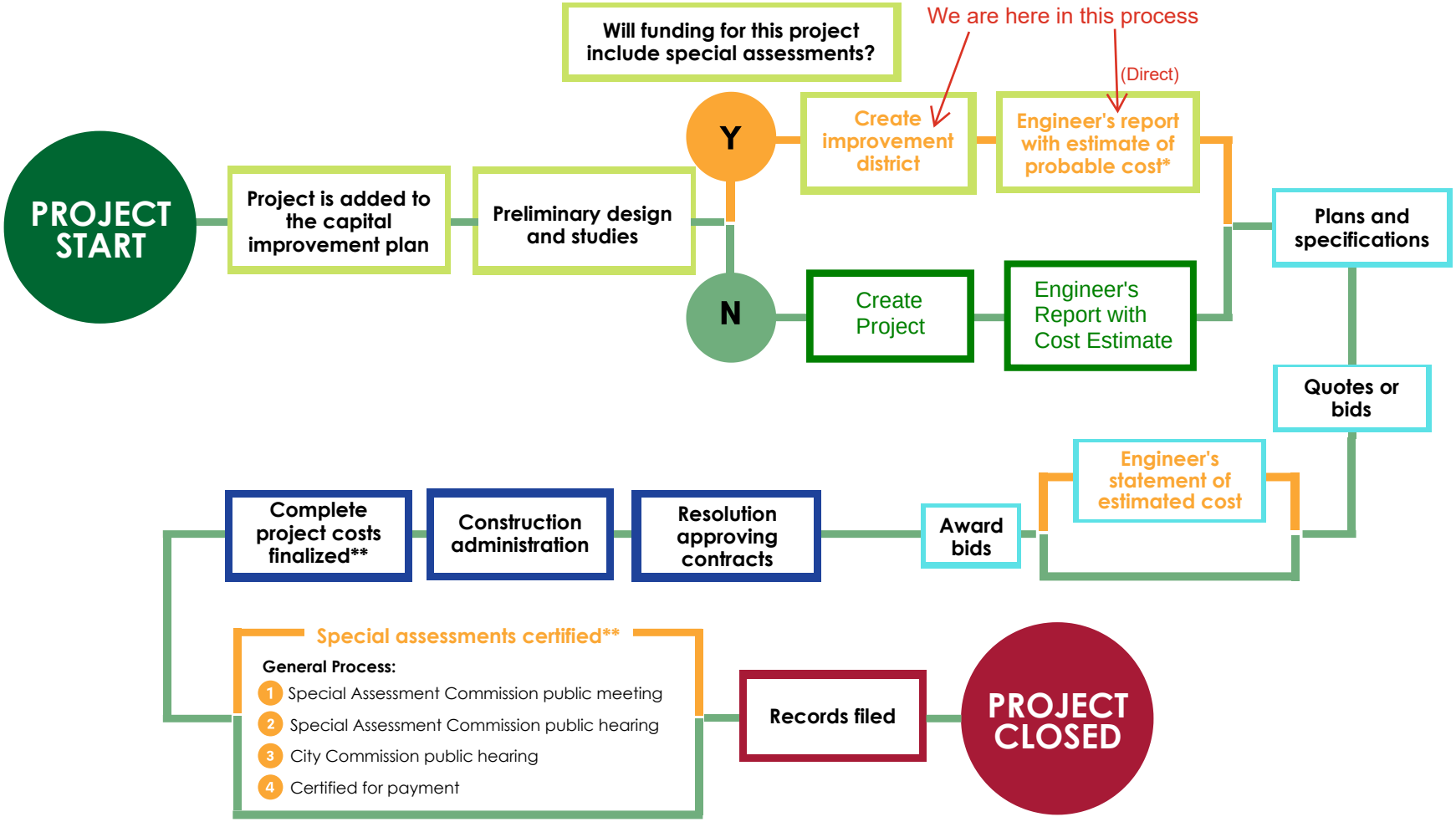

*The City of West Fargo creates an engineer's report and estimate of probable cost for most projects, but is legally required to do so for projects using special assessment funding.

**The special assessment certification process allocates the cost of the project after the complete cost of the project is final. The Special Assessment Commission does not discuss project costs.

We, Hope Lutheran Church, are the legal and equitable owners of the following described property, to-wit:

Lot 1, Block 1, Hope Lutheran Addition to the City of West Fargo, Cass County, North Dakota

(hereinafter the "**Property**")

I/we hereby petition the City Commission of the City of West Fargo, Cass County, North Dakota, to create an improvement district for the purpose of constructing the following municipal improvements: left turn lane on 9th St W, right turn lane on 9th St. W. and related utilities (hereinafter the "**Improvements**")

I/We hereby request that the City Commission of the City of West Fargo, Cass County, North Dakota, determine by resolution that a written petition for the **Improvements** signed by the owners of a majority of the area of the **Property** included within the district, has been received and that the resolution declaring work necessary shall not be required for said improvement district.

I/we hereby certify that I/we am/are the legal and equitable owner(s) of the **Property** and have the authority to grant the City of West Fargo all necessary easements, rights of ways, fee simple, dedications and other interests in the **Property** that may be required to complete the construction of the **Improvements**.

I/We agree that pursuant to North Dakota Century Code Chapters 40-23 through 40-32 that the City shall assess the entire cost of the Improvements against my/our Property and hereby agree to pay the entire cost as levied and apportioned by the city.

Dated this 11 day of March, 2026.

OWNERS:

Hope Lutheran Church

This petition must be accompanied by evidence of ownership of the Property. Such evidence can include the following items: (a) title opinion; (b) O & E report; or (c) a copy of the vesting deed.

WARRANTY DEED

THIS INDENTURE, made this ____ day of _____, 2026, between **52nd Ave Partners LLC,** a Delaware limited liability company (hereinafter, "**Grantor**"), and **Hope Lutheran Church,** a North Dakota nonprofit corporation (hereinafter, "**Grantee**"), whose post office address is 3636 25th Street S., Fargo, North Dakota 58104.

WITNESSETH, That the said Grantor, for and in consideration of the sum of One Dollar and other good and valuable consideration, to it in hand paid by the Grantee, the receipt of which is hereby acknowledged, does hereby **GRANT, BARGAIN, SELL AND CONVEY**, unto said Grantee, its successors and assigns, **FOREVER**, the following real property lying and being in the County of Cass, State of North Dakota, and described as follows, to-wit:

Lot 1, Block 1, Hope Lutheran Addition to the City of West Fargo, Cass County, North Dakota.

The legal description set forth above was obtained from a previously recorded instrument.

TO HAVE AND TO HOLD THE SAME to the said Grantee, its successors and assigns; the said Grantee taking FOREVER and the Grantor, for itself and its successors, does covenant with the Grantee, that: (a) it is well seized in fee of the lands and premises aforesaid, and has good right to sell and convey the same in the manner and form aforesaid; (b) that the same are free from all encumbrances, except real estate taxes not yet due and payable and installments of special assessments or assessments for special improvements that have not been certified to the County Auditor for collection, all prior mineral reservations of record, easements, reservations, covenants, restrictions and other agreements of record, and all easements, dedications and reservations established by the Plat of Hope Lutheran Addition; and (c) the Grantor warrants title to the above bargained and granted premises, in the quiet and peaceable possession of the said Grantee, its successors and assigns, against all persons lawfully claiming or to claim the whole or any part thereof (except those claiming under a title warranty exception listed above), the Grantor will WARRANT and DEFEND title to the same.

The undersigned agent or grantee certifies that the requirement for a report or statement of full consideration does not apply because this deed is for one of the transactions exempted by subdivision f of NDCC § 11-18-02.2(6).

Dated: 1/20/26

By: Grantee or Authorized Agent

IN WITNESS WHEREOF, Grantor has executed this Warranty Deed effective as of the day and year first above written.

GRANTOR:

52ND AVE PARTNERS LLC

By: _____
Mary Quinn Templeton
Its: Authorized Representative

STATE OF North Dakota)
)
COUNTY OF Cass)

On this 21st day of January, 2026, before me, the undersigned, a Notary Public in and for said county and state, personally appeared Mary Quinn Templeton, known to me to be the person who is described in and who executed the above and foregoing document and acknowledged to me that they executed the same on behalf of the 52nd Ave Partners LLC, a Delaware limited liability company.

[SEAL]

_____
Notary Public

ERIC PARVEY
Notary Public
State of North Dakota
My Commission Expires July 2, 2029

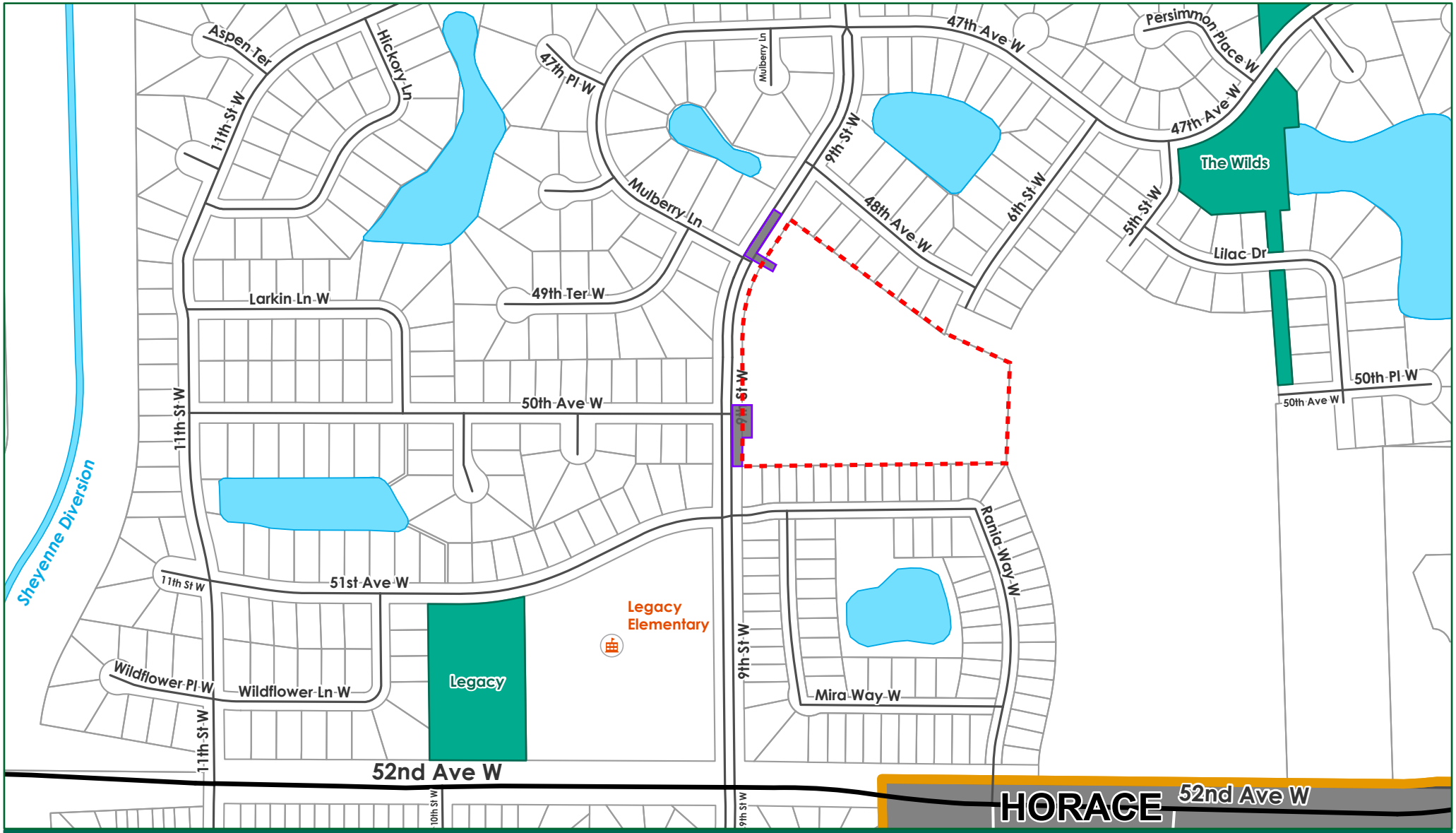

IMPROVEMENT DISTRICT NO. 2301

Intersection Improvements and Incidentals - 9th St W at Mulberry Ln & 50th Ave W

Prepared by:

CITY OF WEST FARGO

0 250 500 1,000 Feet

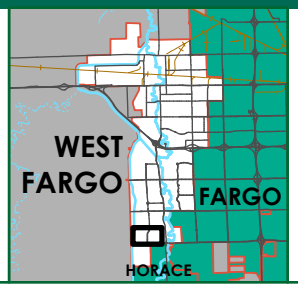

- Project Area
- Park District
- Parcel Boundary
- City Limit
- Improvement District Boundary

N

Issued: 4/15/2026

Commissioner _____ introduced the following resolution and moved its adoption:

RESOLUTION RELATING TO WRITTEN PETITION BY OWNERS
OF A MAJORITY OF THE AREA OF PROPERTY
WITHIN THE DISTRICT

BE IT RESOLVED by the Board of City Commissioners of the City of West Fargo, Cass County, North Dakota, that it is hereby determined that a written petition for the improvement within (Improvement District No. 2301 Intersection Improvements and Incidentals – 9th Street W at Mulberry Ln and 50th Ave W signed by owners of a majority of the area of the property included within the district, has been received.

BE IT FURTHER RESOLVED that the improvement consists of installing a southbound to eastbound left turn lane to service the traffic flow at the intersection of 9th St W and Mulberry Ln, a northbound to eastbound right turn lane to service the traffic flow at the intersection of 9th st W and 50th Ave W, a water main stub to the property at Mulberry Ln, and sanitary sewer, water main and storm sewer stub to the property at 50th Ave W.

BE IT FURTHER RESOLVED that the Resolution Declaring Improvements Necessary shall not be required.

Date: April 20, 2026

APPROVED:

_____
President of Board of City Commissioners

ATTEST:

_____
City Auditor

The motion for the adoption of the foregoing resolution was duly seconded by Commissioner _____. On roll call vote, the following commissioners voted aye: _____ _____. The following commissioners voted nay: _____. The

following were absent and not voting: _____. The majority having voted aye, the motion carried and the resolution was duly adopted.

Commissioner _____ introduced the following resolution and moved its adoption:

RESOLUTION CREATING IMPROVEMENT DISTRICT NO. 2301 – INTERSECTION IMPROVEMENTS AND INCIDENTALS – 9TH ST W AT MULBERRY LN AND 50TH AVE W OF THE CITY OF WEST FARGO, NORTH DAKOTA

WHEREAS, Jerry Wallace, a Registered Professional Engineer, is the Engineer for the City of West Fargo, and the Board of City Commissioners has consulted with him relating to the establishment, size and form and other matters with regard to Improvement District No. 2301 – Intersection Improvements and Incidentals – 9th St W at Mulberry Ln and 50th Ave W of the City of West Fargo; and

WHEREAS, it is deemed necessary to establish an Improvement District within the City of West Fargo;

NOW THEREFORE, be it resolved as follows:

That there is hereby created Improvement District No. 2301 – Intersection Improvements and Incidentals – 9th St W at Mulberry Ln and 50th Ave W of the City of West Fargo, North Dakota, the boundaries of which shall be as shown on the attached map.

Dated: April 20, 2026

APPROVED:

_____
President of Board of City Commissioners

ATTEST:

_____
City Auditor

The motion for the adoption of the foregoing resolution was duly seconded by

Commissioner _____. On roll call vote the following commissioners voted aye: _____ _____. The following commissioners voted nay: _____. The following commissioners were absent and not voting: _____.

The majority having voted aye, the motion carried, and the resolution was duly adopted.

Commissioner _____ introduced the following resolution and moved its adoption:

RESOLUTION DIRECTING ENGINEER TO PREPARE REPORT

BE IT RESOLVED by the Board of City Commissioners of the City of West Fargo, deeming it necessary to make certain improvements consisting of installing a southbound to eastbound left turn lane to service the traffic flow at the intersection of 9th St W and Mulberry Ln, a northbound to eastbound right turn lane to service the traffic flow at the intersection of 9th St W and 50th Ave W, a water main stub to the property at Mulberry Ln, and sanitary sewer, water main and storm sewer stub to the property at 50th Ave W, be constructed and made in Improvement District No. 2301 – Intersection Improvements and Incidentals – 9th St W at Mulberry Ln and 50th Ave W of the City of West Fargo, the City hereby directs Jerry Wallace, the Engineer for the City of West Fargo and being a competent engineer, to prepare a report as to the general nature, purpose and feasibility of the proposed project and an estimate of the probable cost of the work.

Dated: April 20, 2026

APPROVED:

_____
President of Board of City Commissioners

ATTEST:

_____
City Auditor

The motion for the adoption of the foregoing resolution was duly seconded by Commissioner _____. On roll call vote the following commissioners voted aye: _____ _____. The following commissioners voted nay: _____. The following commissioners were absent and not voting: _____. The majority having voted aye, the motion carried and the resolution was duly adopted.

City Commission Agenda Item Memo
Meeting Date: April 20, 2026

☐ **Consent Agenda**
☒ **Regular Agenda**

Item Title: Project No. 2293 – 9th Street NE – Grade Separation

Requested Action/Staff Recommendation: Accept Bid and Award Contract

Presented By: Jerry Wallace, City Engineer

New Information: On March 16th, the City Commission approved plans and specs and authorized the advertisement for bids. A virtual bid opening was held on April 8th, 2026, and four bids were received for the project. The low bidder was Industrial Builders, Inc., with a bid amount of $23,969,611.83. This amount is 15.8% below the bidding Engineer's Opinion of Probable Cost.

The Original Engineer's Opinion of Probable Cost Approved February 2, 2026: $23,816,000

The low bid is 0.64% higher than the Opinion of Probable Cost.

Background & Project Summary: A grade separation (bridge over the railroad) is proposed to be constructed to provide safe and efficient traffic movement through the 9th Street NE corridor which is an important arterial roadway corridor in this area of the city.

Construction of this project is intended to take place beginning in 2026 with completion estimated to take place in the fall of 2027.

Financial Analysis:

The following are the estimated costs for the project:

Estimated Total Project Cost:	$31,891,611
RAISE Grant Funds:	($20,335,689)
Prairie Dog Grant Funds:	($ 5,864,257)
BNSF Grant Funds:	($ 600,000)
Total Local Cost:	$ 5,091,665

The local cost of the project is intended to be paid for via a combination of grants listed above, Capital Improvement Sales Tax and/or a bond or loan. This project is not proposed to be assessed.

Supporting Documents:

- Improvement Process Flow Chart
- Affidavit of Publication
- Bid Tabulation
- Notice of Award
- Engineer's Certification
- Engineer's Statement of Cost
- Associated Resolution(s)

Previously Presented Information & Commission Actions:

April 6, 2026 -

- **Staff Recommendation:** Approve Overpass Agreement and C&M Agreement with BNSF
- **Commission Action:** Commissioner Jorgensen moved and Commissioner Anderson seconded to approve. Commissioner Olson was absent and not voting. No opposition, motion carried.

March 16, 2026

- **Staff Recommendation:** Approve Plans and Specifications, Direct Advertisement for Bids; and Approve Task Order No. 9-3
- **Commission Action:** Commissioner Olson moved and Commissioner Anderson seconded to approve. No opposition, motion carried.

February 2, 2026

- **Staff Recommendation:** Direct and Approve Engineer's Report and Direct Engineer to prepare Plans and Specifications
- **Commission Action:** Commissioner Zundel moved and Commissioner Olson seconded to approve. No opposition, motion carried.

February 3, 2025

- **Staff Recommendation:** Create Project No. 2293 and Approve Task Order No. 9 with Houston Engineering
- **Commission Action:** Commissioner Zundel moved and Commissioner Anderson seconded to approve. No opposition, motion carried.

January 19, 2025

- **Staff Recommendation:** Approve Access Easement Agreement
- **Commission Action:** Commissioner Zundel moved and Commissioner Anderson seconded to approve. No opposition, motion carried.

(Additional actions taken with respect to this project when it was originally a part of Improvement District No. 2265)

Project No. 2265 - Previously Presented Information:

August 5, 2024 –

- **Staff Recommendation:** Approve Task Order No. 3-5 for Design Services
- **Commission Action:** Commissioner Zundel moved, and Commissioner Olson seconded to approve. No opposition, motion carried.

June 5, 2023 –

- **Staff Recommendation:** Approve DCE Submittal with DCE decision Page decisions made by the Commission.
- **Commission Action:** three separate motions were made for the following:
  - Commissioner Olson moved and Commissioner George seconded to concur with the project concepts as proposed.

- Commissioner George moved and Commissioner Olson seconded to proceed with alternative B – Three Lane Urban Corridor.
- Commissioner Olson moved and Commissioner George seconded to with optional work item 1 – frontage road north of 7th Ave NE. Commissioners George, Anderson, Olson, Simmons, and Dardis voted aye. No Commissioners present voted nay, the motions were declared

May 1, 2023 –

- **Staff Recommendation:** Approve Task Order No. 3-3 for Basic Services.
- **Commission Action:** Commissioner Simmons moved, and Commissioner George seconded to approve. No opposition, motion carried.

August 1, 2022-

- **Staff Recommendation:** Approve Phase II Contract with Houston Engineering
- **Commission Action:** Commissioner Olson moved, and Commissioner George seconded to approve. No opposition, motion carried.

April 18, 2022-

- **Staff Recommendation:** Approve the Task Order No. 3 (Phase I Scoping)
- **City Commission Action:** Commissioner Gjerdevig moved, and Commissioner Olson seconded to approve. No opposition, motion carried.

Feb 22, 2022-

- **Staff Recommendation:** Authorize RFP to be published for Project No. 2265
- **City Commission Action:** Commissioner Olson moved, and Commissioner George seconded to approve. No opposition, motion carried.

Dec 7, 2020-

- City Commission authorized grant application

West Fargo City Commission
Bernie Dardis, Commission President
Brad Olson, Commission Vice President
Roben Anderson, Rory Jorgensen, Amy Zundel, Commissioners
Dustin Scott, City Administrator

City of West Fargo

Process for Contracts and Improvements

Improvement Process Overview

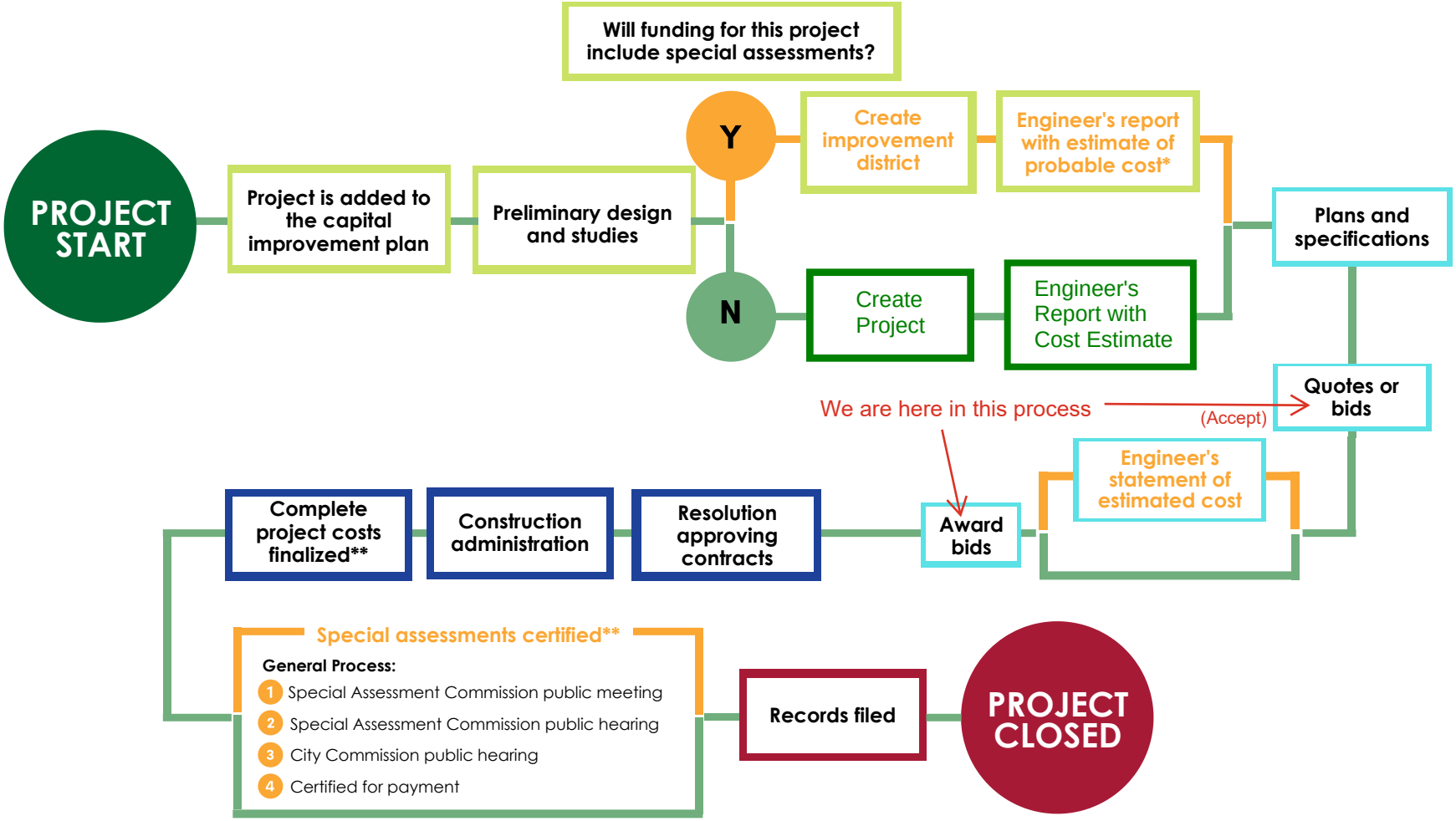

*The City of West Fargo creates an engineer's report and estimate of probable cost for most projects, but is legally required to do so for projects using special assessment funding.

**The special assessment certification process allocates the cost of the project after the complete cost of the project is final. The Special Assessment Commission does not discuss project costs.

HOUSTON engineering, inc.

Fargo Office | P | 701.237.5065
1401 21st Avenue North | Fargo, ND 58102

April 14, 2026

Daniel Hanson, PE
Senior Director of Community & Development
City of West Fargo
West Fargo City Hall
2515 6th Street E
West Fargo, ND 58078

Subject: Project 2293
9th Street NE Overpass

Dear Dan:

Bids were received through Houston Engineering via Quest CDN at www.questcdn.com on April 8, 2026, at 10:00 AM. A total of 4 bids were received ranging from $23,969,611.83 to $26,806,680.45. The bids received were compiled and the bids tabulation is enclosed for your review. With the favorable bidding environment, the low bidder was Industrial Builders, Inc., Fargo, ND with a bid amount of $23,969,611.83. The final Engineers Opinion of Probable cost prior to bidding is $28,466,777.60.

The Engineer's Statement of Cost including the low bidder's construction prices is attached for your review. With the low bid received the Engineer's Statement of Cost of $25,168,092 in Construction including approximately 6% in contingencies, The total project cost including soft costs is $31,891,611.83 for total project costs. The low bid was 15.8% below the Engineers' Opinion of Probable Cost.

Please review the enclosed information and provide comments, if any at your earliest convenience. The recommendation to award is anticipated to be approved by the West Fargo City Commission on April 20, 2026.

Sincerely,

HOUSTON ENGINEERING, INC.

JEFFREY LANSINK, PE
SENIOR CIVIL ENGINEER, PRINCIPAL

DIRECT: 701.499.2048
JLANSINK@HOUSTONENG.COM
Enclosures:

Affidavit of Publication
Bid Tabulations
Notice of Award
Engineer's Statement of Cost

Forum Communications Company

ND Affidavit No. uxU2GCSER3EksCW1J6pP

AFFIDAVIT OF PUBLICATION

State of Florida, County of Broward, ss:

Anjana Bhadoriya, being first duly sworn, deposes and says: That (s)he is a duly authorized signatory of Column Software, PBC and duly authorized agent of the The Forum of Fargo-Moorhead (ND), a newspaper printed and published in the City of Fargo, County of Cass, State of North Dakota.

1. I am the designated agent of The The Forum of Fargo-Moorhead (ND), under the provisions and for the purposes of, Section 31-04-06, NDCC, for the newspaper listed on the attached exhibit.

2. The newspaper listed on the exhibit published the advertisement of: ***ND General Public Notice Notice;*** *(2) time: Wednesday, March 18, 2026, Monday, March 30, 2026*, as required by law or ordinance.

3. All of the listed newspapers are legal newspapers in the State of North Dakota and, under the provisions of Section 46-05-01, NDCC, are qualified to publish any public notice or any matter required by law or ordinance to be printed or published in a newspaper in North Dakota.

Anjana Bhadoriya

(Signed)_____

VERIFICATION

State of Florida
County of Broward

SHERI SMITH
Notary Public - State of Florida
Commission # HH269383
Expires on May 31, 2026

Subscribed in my presence and sworn to before me on this: 03/30/2026

S Smith

Notary Public
Notarized remotely online using communication technology via Proof.

ADVERTISEMENT FOR BIDS
CITY OF WEST FARGO, NORTH DAKOTA PROJECT NO. 2293
9TH St. OVERPASS CONSTRUCTION

General Notice
City of West Fargo is requesting Bids for the construction of the following Project listed above.

Bids for the construction of the Project will be received and accepted via electronic bid (vBid) through QuestCDN until April 8th, 2026 at 10:00 a.m. local time. Bids will be viewed and read via video/phone conference at 10:30 a.m. the same day. Mailed or hand delivered bids will not be opened or considered. Link for the video/phone conference is provided at www.westfargond.gov/268/Engineer by clicking the "Engineering Project Bid System" tab, or at www.questcdn.com.

The Project includes the following Work:
Construction of a bridge over the BNSF Railway. Approach roadway construction, utility replacement, signing and lighting, and other items required to construct the new overpass.

Bids will be received for a single prime Contract. Bids shall be on a unit price basis as indicated in the Bid Form.

The Work will be substantially complete on or before 9/18/2027 with a final completion date of 11/5/2027.

Obtaining the Bidding Documents
Information and Bidding Documents for the Project can be found at the following designated websites: www.houstoneng.com under "Projects for Bid", www.westfargo.org under "Bid Opportunities", or www.questcdn.com.

The complete set of digital documents can be downloaded for a non-refundable fee of $25.00 by locating eBid Doc™ Number 10099440 on the website. An additional fee of $42.00 is required for the bid submission. Please contact QuestCDN.com at 952-233-1632 or info@questcdn.com for assistance in membership registration, downloading and working with this digital project information, and online bid submittal.

Bidding Documents may be downloaded from the designated website. The designated website will be updated periodically with addenda, lists of registered plan holders, reports, and other information relevant to submitting a Bid for the Project. All official notifications, addenda, and other Bidding Documents will be offered only through the designated website. Neither Owner nor Engineer will be responsible for Bidding Documents, including addenda, if any, obtained from sources other than the designated website.

Instructions to Bidders.
For all further requirements regarding bid submittal, qualifications, procedures, and contract award, refer to the Instructions to Bidders that are included in the Bidding Documents.

This Advertisement is issued by:
Owner: City of West Fargo
By:
Dustin T. Scott
Title:
City Administrator
Date:
March 18, 2026

EJCDC® C-111, Advertisement for Bids for Construction Contract.
Copyright© 2018 National Society of Professional Engineers, American

CITY OF WEST FARGO

BID TABULATION
Project 2293
9th Street NE Overpass
West Fargo, ND
Bid Date: April 8, 2026

Line Item	Item Code	Item Description	Unit	Quantity	Engineer Estimate		Industrial Builders, Inc.		Ames Construction		Park Construction Company		KPH, Inc.	
					Bid Unit Price	Bid Price	Bid Unit Price	Bid Price	Bid Unit Price	Bid Price	Bid Unit Price	Bid Price	Bid Unit Price	Bid Price
1	103.1	Contract Bond	L SUM	1	$170,000.00	$170,000.00	$104,520.00	$104,520.00	$130,000.00	$130,000.00	$79,700.00	$79,700.00	$133,000.00	$133,000.00
2	107.1	Railway Protection Insurance	L SUM	1	$10,000.00	$10,000.00	$150,000.00	$150,000.00	$7,200.00	$7,200.00	$155,300.00	$155,300.00	$52,000.00	$52,000.00
3	107.14	Railroad Coordination	L SUM	1	$10,000.00	$10,000.00	$100,000.00	$100,000.00	$10,000.00	$10,000.00	$78,500.00	$78,500.00	$12,500.00	$12,500.00
4	107.145	Railroad Flagging	DAY	280	$1,600.00	$448,000.00	$1,600.00	$448,000.00	$1,200.00	$336,000.00	$1,800.00	$504,000.00	$2,000.00	$560,000.00
5	202.13	Removal of Curb & Gutter	LF	100	$12.00	$1,200.00	$10.00	$1,000.00	$15.00	$1,500.00	$22.80	$2,280.00	$25.00	$2,500.00
6	202.136	Removal of Pavement	TON	6792	$18.00	$122,256.00	$15.00	$101,880.00	$12.00	$81,504.00	$11.70	$79,466.40	$12.00	$81,504.00
7	202.174	Removal of Pipe All Types and Sizes	LF	2352	$40.00	$94,080.00	$26.00	$61,152.00	$30.00	$70,560.00	$33.80	$79,497.60	$30.00	$70,560.00
8	202.288	Excavation & Disposal of Contaminated Soil	CY	4000	$250.00	$1,000,000.00	$65.00	$260,000.00	$160.00	$640,000.00	$201.00	$804,000.00	$65.00	$260,000.00
9	202.312	Remove Existing Fence	LF	821	$2.00	$1,642.00	$14.70	$12,068.70	$14.00	$11,494.00	$14.80	$12,150.80	$16.00	$13,136.00
10	203.101	Common Excavation-Type A	CY	1505	$18.00	$27,090.00	$8.00	$12,040.00	$40.00	$60,200.00	$4.95	$7,449.75	$13.00	$19,565.00
11	203.109	Topsoil	CY	2213	$12.00	$26,556.00	$15.00	$33,195.00	$20.00	$44,260.00	$16.20	$35,850.60	$12.00	$26,556.00
12	203.14	Borrow-Excavation	CY	21429	$25.00	$535,725.00	$20.00	$428,580.00	$17.00	$364,293.00	$12.25	$262,505.25	$18.00	$385,722.00
13	210.102	Class 1 Excavation-Site 1	L SUM	1	$200,000.00	$200,000.00	$100,000.00	$100,000.00	$130,000.00	$130,000.00	$105,600.00	$105,600.00	$117,000.00	$117,000.00
14	210.103	Class 1 Excavation-Site 2	L SUM	1	$125,000.00	$125,000.00	$65,000.00	$65,000.00	$119,000.00	$119,000.00	$102,500.00	$102,500.00	$76,000.00	$76,000.00
15	210.202	Foundation Preparation-Site 1	L SUM	1	$100,000.00	$100,000.00	$175,000.00	$175,000.00	$95,000.00	$95,000.00	$228,500.00	$228,500.00	$205,000.00	$205,000.00
16	210.203	Foundation Preparation-Site 2	L SUM	1	$75,000.00	$75,000.00	$80,000.00	$80,000.00	$57,000.00	$57,000.00	$115,200.00	$115,200.00	$94,000.00	$94,000.00
17	216.1	Water	M GAL	275	$30.00	$8,250.00	$25.00	$6,875.00	$40.00	$11,000.00	$81.70	$22,467.50	$30.00	$8,250.00
18	251.3	Seeding Class III	ACRE	5.4	$5,000.00	$27,000.00	$1,050.00	$5,670.00	$1,097.00	$5,923.80	$1,330.00	$7,182.00	$1,450.00	$7,830.00
19	251.2	Temporary Cover Crop	ACRE	5.1	$300.00	$1,530.00	$110.00	$561.00	$118.00	$601.80	$293.00	$1,494.30	$325.00	$1,657.50
20	253.201	Hydraulic Mulch	ACRE	5.1	$3,250.00	$16,575.00	$1,900.00	$9,690.00	$2,021.00	$10,307.10	$2,400.00	$12,240.00	$2,650.00	$13,515.00
21	253.301	Bonded Fiber Matrix	ACRE	5.4	$4,000.00	$21,600.00	$3,675.00	$19,845.00	$3,760.00	$20,304.00	$5,150.00	$27,810.00	$5,680.00	$30,672.00
22	255.201	Trm Type 1	SY	149	$12.00	$1,788.00	$7.75	$1,154.75	$8.00	$1,192.00	$10.70	$1,594.30	$14.00	$2,086.00
23	256.2	Riprap Grade II	CY	93	$130.00	$12,090.00	$150.00	$13,950.00	$250.00	$23,250.00	$267.00	$24,831.00	$135.00	$12,555.00
24	260.1	Silt Fence Unsupported	LF	508	$1.90	$965.20	$1.85	$939.80	$2.00	$1,016.00	$4.25	$2,159.00	$4.50	$2,286.00
25	260.101	Remove Silt Fence Unsupported	LF	508	$0.30	$152.40	$0.60	$304.80	$0.65	$330.20	$1.05	$533.40	$1.50	$762.00
26	261.112	Fiber Rolls 12IN	LF	2531	$3.50	$8,858.50	$2.25	$5,694.75	$2.30	$5,821.30	$2.85	$7,213.35	$3.00	$7,593.00

HOUSTON engineering, inc.

Line Item	Item Code	Item Description	Unit	Quantity	Engineer Estimate		Industrial Builders, Inc.		Ames Construction		Park Construction Company		KPH, Inc.	
					Bid Unit Price	Bid Price	Bid Unit Price	Bid Price	Bid Unit Price	Bid Price	Bid Unit Price	Bid Price	Bid Unit Price	Bid Price
27	261.113	Remove Fiber Rolls 12IN	LF	1013	$1.00	$1,013.00	$0.50	$506.50	$0.55	$557.15	$0.53	$536.89	$0.60	$607.80
28	265.1	Stabilized Construction Access	EA	2	$7,500.00	$15,000.00	$2,625.00	$5,250.00	$8,000.00	$16,000.00	$3,460.00	$6,920.00	$3,500.00	$7,000.00
29	265.101	Remove Stabilized Construction Access	EA	2	$3,000.00	$6,000.00	$525.00	$1,050.00	$2,000.00	$4,000.00	$496.00	$992.00	$1,500.00	$3,000.00
30	302.101	Salvaged Base Course	CY	1914	$50.00	$95,700.00	$20.00	$38,280.00	$88.00	$168,432.00	$45.70	$87,469.80	$68.00	$130,152.00
31	302.356	Aggregate Surface Course CL 13 Commercial Grade Hot Mix	TON	1253	$30.00	$37,590.00	$30.00	$37,590.00	$42.00	$52,626.00	$26.10	$32,703.30	$32.00	$40,096.00
32	430.5	Asphalt	TON	30	$250.00	$7,500.00	$675.00	$20,250.00	$450.00	$13,500.00	$680.00	$20,400.00	$355.00	$10,650.00
33	550.31	10IN Non Reinf Concrete Pvmt CL AE-Doweled	SY	4158	$115.00	$478,170.00	$120.00	$498,960.00	$136.00	$565,488.00	$122.00	$507,276.00	$130.00	$540,540.00
34	550.1013	3IN Expansion Joint	LF	117.5	$450.00	$52,875.00	$520.00	$61,100.00	$565.00	$66,387.50	$529.00	$62,157.50	$580.00	$68,150.00
35	550.1031	Concrete Sleeper Slab	SY	54	$500.00	$27,000.00	$306.00	$16,524.00	$322.00	$17,388.00	$312.00	$16,848.00	$340.00	$18,360.00
36	602.5	Bridge Substructure Concrete	CY	1854	$1,600.00	$2,966,400.00	$1,400.00	$2,595,600.00	$1,490.00	$2,762,460.00	$1,480.00	$2,743,920.00	$1,640.00	$3,040,560.00
37	602.51	Bridge Deck Concrete	CY	1272	$1,850.00	$2,353,200.00	$1,400.00	$1,780,800.00	$1,100.00	$1,399,200.00	$1,480.00	$1,882,560.00	$1,640.00	$2,086,080.00
38	602.52	Bridge Barrier Concrete	CY	439	$2,500.00	$1,097,500.00	$1,400.00	$614,600.00	$2,500.00	$1,097,500.00	$1,480.00	$649,720.00	$1,640.00	$719,960.00
39	602.1129	Class AE-3 Modified Concrete	CY	1658	$1,600.00	$2,652,800.00	$1,350.00	$2,238,300.00	$1,050.00	$1,740,900.00	$1,420.00	$2,354,360.00	$1,580.00	$2,619,640.00
40	602.1133	Concrete Bridge Approach Slab Penetrating Water Repellent	SY	496	$500.00	$248,000.00	$480.00	$238,080.00	$400.00	$198,400.00	$507.00	$251,472.00	$560.00	$277,760.00
41	602.125	Treatment	SY	4784	$12.00	$57,408.00	$8.00	$38,272.00	$12.00	$57,408.00	$8.45	$40,424.80	$10.00	$47,840.00
42	604.9999	Prestressed I-Beam-MN35IN	LF	5656	$500.00	$2,828,000.00	$550.00	$3,110,800.00	$560.00	$3,167,360.00	$580.00	$3,280,480.00	$650.00	$3,676,400.00
43	612.115	Reinforcing Steel-Grade 60	LBS	419124	$2.50	$1,047,810.00	$1.60	$670,598.40	$1.80	$754,423.20	$1.70	$712,510.80	$1.80	$754,423.20
44	612.116	Reinforcing Steel-Grade 60-Epoxy Coated	LBS	377354	$2.75	$1,037,723.50	$1.80	$679,237.20	$2.00	$754,708.00	$1.90	$716,972.60	$2.10	$792,443.40
45	616.36	Structural Steel	LBS	308	$15.00	$4,620.00	$7.00	$2,156.00	$8.00	$2,464.00	$7.40	$2,279.20	$8.00	$2,464.00
46	622.4	Steel Piling HP 12 X 53	LF	22080	$70.00	$1,545,600.00	$75.00	$1,656,000.00	$72.00	$1,589,760.00	$46.50	$1,026,720.00	$50.00	$1,104,000.00
47	622.6	Steel Piling HP 14 X 73	LF	9720	$90.00	$874,800.00	$98.00	$952,560.00	$93.00	$903,960.00	$104.00	$1,010,880.00	$105.00	$1,020,600.00
48	624.122	Pedestrian Railing Type 1	LF	590	$275.00	$162,250.00	$187.00	$110,330.00	$220.00	$129,800.00	$188.00	$110,920.00	$200.00	$118,000.00
49	624.123	Pedestrian Railing Type 2	LF	1450	$250.00	$362,500.00	$161.00	$233,450.00	$192.00	$278,400.00	$162.00	$234,900.00	$180.00	$261,000.00
50	624.124	Pedestrian Fence	LF	216	$550.00	$118,800.00	$341.00	$73,656.00	$390.00	$84,240.00	$343.00	$74,088.00	$380.00	$82,080.00
51	702.1	Mobilization	L SUM	1	$1,500,000.00	$1,500,000.00	$1,002,000.00	$1,002,000.00	$1,821,000.00	$1,821,000.00	$2,240,000.00	$2,240,000.00	$1,900,000.00	$1,900,000.00
52	704.1	Flagging	MHR	100	$60.00	$6,000.00	$75.00	$7,500.00	$85.00	$8,500.00	$75.00	$7,500.00	$60.00	$6,000.00
53	704.1	Traffic Control Signs	UNIT	2112	$3.00	$6,336.00	$1.75	$3,696.00	$1.50	$3,168.00	$1.60	$3,379.20	$2.00	$4,224.00
54	704.1052	Type III Barricade	EA	9	$130.00	$1,170.00	$105.00	$945.00	$100.00	$900.00	$106.00	$954.00	$115.00	$1,035.00
55	704.106	Delineator Drums	EA	35	$30.00	$1,050.00	$32.00	$1,120.00	$30.00	$1,050.00	$31.70	$1,109.50	$35.00	$1,225.00
56	704.1067	Tubular Markers	EA	17	$6.00	$102.00	$5.25	$89.25	$5.00	$85.00	$5.30	$90.10	$6.00	$102.00
57	704.1087	Sequencing Arrow Panel-Type C	EA	1	$1,300.00	$1,300.00	$525.00	$525.00	$500.00	$500.00	$528.00	$528.00	$600.00	$600.00
58	704.4011	Portable Changeable Message Sign	EA	2	$3,500.00	$7,000.00	$3,150.00	$6,300.00	$3,000.00	$6,000.00	$3,170.00	$6,340.00	$3,500.00	$7,000.00

Line Item	Item Code	Item Description	Unit	Quantity	Engineer Estimate		Industrial Builders, Inc.		Ames Construction		Park Construction Company		KPH, Inc.	
					Bid Unit Price	Bid Price	Bid Unit Price	Bid Price	Bid Unit Price	Bid Price	Bid Unit Price	Bid Price	Bid Unit Price	Bid Price
59	706.4	Field Office	EA	1	$30,000.00	$30,000.00	$60,000.00	$60,000.00	$90,000.00	$90,000.00	$84,400.00	$84,400.00	$40,000.00	$40,000.00
60	706.5	Aggregate Laboratory	EA	1	$15,000.00	$15,000.00	$10,000.00	$10,000.00	$22,000.00	$22,000.00	$54,300.00	$54,300.00	$17,000.00	$17,000.00
61	706.6	Contractor's Laboratory	EA	1	$5,000.00	$5,000.00	$5,000.00	$5,000.00	$14,000.00	$14,000.00	$10,500.00	$10,500.00	$17,000.00	$17,000.00
62	708.9996	Inlet Protection-Type A-1	EA	16	$100.00	$1,600.00	$162.00	$2,592.00	$166.00	$2,656.00	$160.00	$2,560.00	$200.00	$3,200.00
63	708.9997	Remove Inlet Protection-Type A-1	EA	8	$50.00	$400.00	$52.00	$416.00	$54.00	$432.00	$53.30	$426.40	$60.00	$480.00
64	708.9998	Inlet Protection-Type A-2	EA	24	$300.00	$7,200.00	$162.00	$3,888.00	$166.00	$3,984.00	$208.00	$4,992.00	$250.00	$6,000.00
65	708.9999	Remove Inlet Protection-Type A-2	EA	12	$50.00	$600.00	$52.00	$624.00	$54.00	$648.00	$69.40	$832.80	$70.00	$840.00
66	709.151	Geosynthetic Material Type R1	SY	5214	$3.50	$18,249.00	$3.60	$18,770.40	$3.50	$18,249.00	$3.70	$19,291.80	$5.00	$26,070.00
67	714.215	Pipe Conc Reinf 15IN CL V-Storm Drain	LF	327	$145.00	$47,415.00	$115.00	$37,605.00	$88.00	$28,776.00	$91.00	$29,757.00	$110.00	$35,970.00
68	714.337	Pipe Conc Reinf 18IN CL V-Storm Drain	LF	1269	$150.00	$190,350.00	$121.00	$153,549.00	$93.00	$118,017.00	$89.60	$113,702.40	$115.00	$145,935.00
69	714.62	Pipe Conc Reinf 24IN CL III-Storm Drain	LF	207	$200.00	$41,400.00	$152.00	$31,464.00	$115.00	$23,805.00	$113.00	$23,391.00	$145.00	$30,015.00
70	714.825	Pipe Conc Reinf 30IN CL III-Storm Drain	LF	26	$245.00	$6,370.00	$183.00	$4,758.00	$200.00	$5,200.00	$283.00	$7,358.00	$175.00	$4,550.00
71	714.91	Pipe Conc Reinf 36IN CL III-Storm Drain	LF	17	$255.00	$4,335.00	$268.00	$4,556.00	$315.00	$5,355.00	$187.00	$3,179.00	$255.00	$4,335.00
72	714.101	Pipe Conc Reinf 42IN CL III-Storm Drain	LF	122	$360.00	$43,920.00	$347.00	$42,334.00	$320.00	$39,040.00	$232.00	$28,304.00	$330.00	$40,260.00
73	714.1412	Pipe Conc Reinf 66IN CL III-Storm Drain	LF	735	$950.00	$698,250.00	$725.00	$532,875.00	$600.00	$441,000.00	$457.00	$335,895.00	$690.00	$507,150.00
74	714.302	End Sect-Conc Reinf 24IN	EA	4	$1,900.00	$7,600.00	$3,150.00	$12,600.00	$3,000.00	$12,000.00	$2,200.00	$8,800.00	$3,000.00	$12,000.00
75	714.3035	End Sect-Conc Reinf 36IN	EA	1	$3,200.00	$3,200.00	$6,038.00	$6,038.00	$5,800.00	$5,800.00	$3,630.00	$3,630.00	$5,750.00	$5,750.00
76	714.304	End Sect-Conc Reinf 42IN	EA	2	$3,500.00	$7,000.00	$7,193.00	$14,386.00	$7,200.00	$14,400.00	$4,840.00	$9,680.00	$6,850.00	$13,700.00
77	714.306	End Sect-Conc Reinf 66IN	EA	1	$5,000.00	$5,000.00	$15,750.00	$15,750.00	$14,000.00	$14,000.00	$8,810.00	$8,810.00	$15,000.00	$15,000.00
78	714.9696	Edgedrain Non Permeable Base	LF	1931	$10.00	$19,310.00	$12.80	$24,716.80	$16.00	$30,896.00	$13.20	$25,489.20	$13.50	$26,068.50
79	722.1	Manhole 48IN	EA	5	$4,750.00	$23,750.00	$5,775.00	$28,875.00	$3,800.00	$19,000.00	$4,230.00	$21,150.00	$5,500.00	$27,500.00
80	722.11	Manhole 60IN	EA	1	$9,000.00	$9,000.00	$5,825.00	$5,825.00	$4,500.00	$4,500.00	$5,610.00	$5,610.00	$6,500.00	$6,500.00
81	722.12	Manhole 72IN	EA	2	$13,000.00	$26,000.00	$8,715.00	$17,430.00	$5,500.00	$11,000.00	$6,550.00	$13,100.00	$8,300.00	$16,600.00
82	722.14	Manhole 96IN	EA	1	$24,000.00	$24,000.00	$13,125.00	$13,125.00	$17,500.00	$17,500.00	$11,400.00	$11,400.00	$12,500.00	$12,500.00
83	722.11	Manhole Riser 48IN	LF	21.64	$500.00	$10,820.00	$378.00	$8,179.92	$380.00	$8,223.20	$291.00	$6,297.24	$360.00	$7,790.40
84	722.111	Manhole Riser 60IN	LF	3.65	$1,100.00	$4,015.00	$683.00	$2,492.95	$640.00	$2,336.00	$494.00	$1,803.10	$650.00	$2,372.50
85	722.112	Manhole Riser 72IN	LF	11.88	$1,350.00	$16,038.00	$924.00	$10,977.12	$1,200.00	$14,256.00	$583.00	$6,926.04	$880.00	$10,454.40
86	722.114	Manhole Riser 96IN	LF	12.81	$2,000.00	$25,620.00	$1,654.00	$21,187.74	$1,900.00	$24,339.00	$994.00	$12,733.14	$1,575.00	$20,175.75
87	722.351	Inlet-Type 2	EA	10	$5,500.00	$55,000.00	$5,880.00	$58,800.00	$4,000.00	$40,000.00	$4,250.00	$42,500.00	$5,600.00	$56,000.00
88	722.352	Inlet-Type 2 Double	EA	1	$8,750.00	$8,750.00	$11,025.00	$11,025.00	$6,700.00	$6,700.00	$11,000.00	$11,000.00	$10,500.00	$10,500.00
89	722.3701	Inlet Special-Type 2 48IN	EA	1	$9,700.00	$9,700.00	$7,875.00	$7,875.00	$5,000.00	$5,000.00	$6,010.00	$6,010.00	$7,500.00	$7,500.00
90	722.4108	Inlet Special Catch Basin 48IN	EA	2	$8,000.00	$16,000.00	$4,935.00	$9,870.00	$4,000.00	$8,000.00	$4,220.00	$8,440.00	$4,700.00	$9,400.00

Line Item	Item Code	Item Description	Unit	Quantity	Engineer Estimate		Industrial Builders, Inc.		Ames Construction		Park Construction Company		KPH, Inc.	
					Bid Unit Price	Bid Price	Bid Unit Price	Bid Price	Bid Unit Price	Bid Price	Bid Unit Price	Bid Price	Bid Unit Price	Bid Price
91	722.4116	Inlet Special Catch Basin 96IN	EA	1	$20,000.00	$20,000.00	$25,725.00	$25,725.00	$17,500.00	$17,500.00	$17,000.00	$17,000.00	$24,500.00	$24,500.00
92	722.614	Adjust Gate Valve Box	EA	7	$700.00	$4,900.00	$630.00	$4,410.00	$650.00	$4,550.00	$412.00	$2,884.00	$600.00	$4,200.00
93	724.21	Fittings-Ductile Iron	LBS	1215	$30.00	$36,450.00	$27.00	$32,805.00	$22.00	$26,730.00	$17.70	$21,505.50	$26.00	$31,590.00
94	724.3	Gate Valve & Box 6IN	EA	1	$3,500.00	$3,500.00	$4,358.00	$4,358.00	$3,500.00	$3,500.00	$2,700.00	$2,700.00	$4,150.00	$4,150.00
95	724.31	Gate Valve & Box 8IN	EA	1	$4,500.00	$4,500.00	$5,723.00	$5,723.00	$4,500.00	$4,500.00	$3,550.00	$3,550.00	$5,450.00	$5,450.00
96	724.41	Hydrant-Install 5IN	EA	1	$8,500.00	$8,500.00	$10,290.00	$10,290.00	$8,500.00	$8,500.00	$7,820.00	$7,820.00	$9,800.00	$9,800.00
97	724.42	Hydrant-Relocate	EA	1	$3,000.00	$3,000.00	$7,875.00	$7,875.00	$5,000.00	$5,000.00	$6,410.00	$6,410.00	$7,500.00	$7,500.00
98	724.81	Watermain 6IN PVC	LF	13	$80.00	$1,040.00	$158.00	$2,054.00	$180.00	$2,340.00	$85.30	$1,108.90	$150.00	$1,950.00
99	724.83	Watermain 8IN PVC	LF	42	$100.00	$4,200.00	$168.00	$7,056.00	$220.00	$9,240.00	$213.00	$8,946.00	$160.00	$6,720.00
100	724.852	Watermain 16IN PVC	LF	423	$150.00	$63,450.00	$210.00	$88,830.00	$240.00	$101,520.00	$151.00	$63,873.00	$200.00	$84,600.00
101	748.12	Curb & Gutter Mountable-Type I	LF	210	$65.00	$13,650.00	$42.00	$8,820.00	$49.00	$10,290.00	$43.10	$9,051.00	$45.00	$9,450.00
102	748.14	Curb & Gutter-Type I	LF	1815	$55.00	$99,825.00	$38.00	$68,970.00	$42.00	$76,230.00	$38.40	$69,696.00	$40.00	$72,600.00
103	750.3	Pigmented Imprinted Concrete	SY	526	$230.00	$120,980.00	$163.00	$85,738.00	$150.00	$78,900.00	$165.00	$86,790.00	$180.00	$94,680.00
104	750.125	Sidewalk Concrete 5IN	SY	864	$75.00	$64,800.00	$78.00	$67,392.00	$97.00	$83,808.00	$79.50	$68,688.00	$95.00	$82,080.00
105	750.1	Driveway Concrete	SY	2223	$120.00	$266,760.00	$92.00	$204,516.00	$105.00	$233,415.00	$93.40	$207,628.20	$105.00	$233,415.00
106	752.911	Temporary Safety Fence	LF	1660	$4.00	$6,640.00	$3.00	$4,980.00	$3.00	$4,980.00	$3.15	$5,229.00	$4.00	$6,640.00
107	752.922	Fence Remove & Reset	LF	641	$15.00	$9,615.00	$49.00	$31,409.00	$47.09	$30,184.69	$49.70	$31,857.70	$55.00	$35,255.00
108	754.11	Flat Sheet For Signs-Type XI Refl Sheeting	SF	24	$30.00	$720.00	$32.00	$768.00	$30.00	$720.00	$31.70	$760.80	$35.00	$840.00
109	754.206	Steel Galv Posts-Telescoping Perforated Tube	LF	15	$25.00	$375.00	$40.00	$600.00	$37.70	$565.50	$39.80	$597.00	$44.00	$660.00
110	762.122	Preformed Patterned Pvmt MK-Message(Grooved)	SF	64	$40.00	$2,560.00	$52.00	$3,328.00	$49.50	$3,168.00	$52.30	$3,347.20	$58.00	$3,712.00
111	762.1305	Preformed Patterned Pvmt MK 4IN Line-Grooved	LF	4464	$7.50	$33,480.00	$7.60	$33,926.40	$7.25	$32,364.00	$7.65	$34,149.60	$8.50	$37,944.00
112	762.1309	Preformed Patterned Pvmt MK 8IN Line-Grooved	LF	19	$15.00	$285.00	$15.00	$285.00	$14.50	$275.50	$15.30	$290.70	$17.00	$323.00
113	764.131	W-Beam Guardrail	LF	103.8	$50.00	$5,190.00	$57.00	$5,916.60	$55.00	$5,709.00	$58.10	$6,030.78	$65.00	$6,747.00
114	764.145	W-Beam Guardrail End Terminal	EA	2	$2,900.00	$5,800.00	$3,276.00	$6,552.00	$3,120.00	$6,240.00	$3,300.00	$6,600.00	$3,650.00	$7,300.00
115	764.151	Remove W-Beam Guardrail & Posts	LF	179	$5.00	$895.00	$5.25	$939.75	$5.00	$895.00	$5.30	$948.70	$6.00	$1,074.00
116	764.901	Attenuating Crash Cushion TL-2	EA	2	$30,000.00	$60,000.00	$24,000.00	$48,000.00	$20,076.00	$40,152.00	$21,200.00	$42,400.00	$24,500.00	$49,000.00
117	770.1	Lighting System	EA	1	$250,000.00	$250,000.00	$347,000.00	$347,000.00	$325,000.00	$325,000.00	$343,200.00	$343,200.00	$270,000.00	$270,000.00
118	770.32	1.5IN Diameter Rigid Conduit	LF	907	$25.00	$22,675.00	$59.00	$53,513.00	$56.00	$50,792.00	$59.10	$53,603.70	$20.00	$18,140.00
119	770.335	2IN Diameter Rigid Conduit-Bridge Mounted	LF	1732	$30.00	$51,960.00	$131.00	$226,892.00	$125.00	$216,500.00	$132.00	$228,624.00	$30.00	$51,960.00
120	772.92	IT System	EA	1	$35,000.00	$35,000.00	$63,000.00	$63,000.00	$60,000.00	$60,000.00	$63,400.00	$63,400.00	$235,000.00	$235,000.00
121	910.57	Modify Manhole	EA	2	$2,000.00	$4,000.00	$7,875.00	$15,750.00	$12,000.00	$24,000.00	$3,200.00	$6,400.00	$7,500.00	$15,000.00
122	920.1	Geofoam	CY	12861	$150.00	$1,929,150.00	$105.00	$1,350,405.00	$115.00	$1,479,015.00	$101.00	$1,298,961.00	$115.00	$1,479,015.00

Line Item	Item Code	Item Description	Unit	Quantity	Engineer Estimate		Industrial Builders, Inc.		Ames Construction		Park Construction Company		KPH, Inc.	
					Bid Unit Price	Bid Price	Bid Unit Price	Bid Price	Bid Unit Price	Bid Price	Bid Unit Price	Bid Price	Bid Unit Price	Bid Price
123	920.105	Geomembrane	SY	11700	$45.00	$526,500.00	$15.30	$179,010.00	$13.00	$152,100.00	$13.50	$157,950.00	$17.00	$198,900.00
124	920.9999	Composite Drainage Board	SY	1079	$40.00	$43,160.00	$41.00	$44,239.00	$30.00	$32,370.00	$43.30	$46,720.70	$48.00	$51,792.00
125	930.3	Bridge Bench Marks	SET	1	$5,000.00	$5,000.00	$7,500.00	$7,500.00	$2,800.00	$2,800.00	$7,920.00	$7,920.00	$8,500.00	$8,500.00
126	930.304	Bearings(Expansion)	EA	80	$3,500.00	$280,000.00	$3,500.00	$280,000.00	$3,000.00	$240,000.00	$3,700.00	$296,000.00	$4,000.00	$320,000.00
127	930.7012	Roadway Canopy	L SUM	1	$20,000.00	$20,000.00	$25,000.00	$25,000.00	$40,000.00	$40,000.00	$26,400.00	$26,400.00	$30,000.00	$30,000.00
128	930.86	Elastomeric Bearing Pad	SF	115	$150.00	$17,250.00	$201.00	$23,115.00	$115.00	$13,225.00	$212.00	$24,380.00	$230.00	$26,450.00
129	930.8667	5 IN Expansion Joint Strip Seal	LF	117	$500.00	$58,500.00	$770.00	$90,090.00	$450.00	$52,650.00	$813.00	$95,121.00	$905.00	$105,885.00
130	930.9535	Deck Drainage System	L SUM	1	$75,000.00	$75,000.00	$130,000.00	$130,000.00	$120,000.00	$120,000.00	$137,300.00	$137,300.00	$152,000.00	$152,000.00
131	930.9537	Abutment Underdrain System	EA	2	$50,000.00	$100,000.00	$100,000.00	$200,000.00	$81,000.00	$162,000.00	$105,600.00	$211,200.00	$117,000.00	$234,000.00
132	930.9999	Monument Sign	EA	4	$15,000.00	$60,000.00	$5,500.00	$22,000.00	$9,400.00	$37,600.00	$18,000.00	$72,000.00	$6,500.00	$26,000.00
133	990.231	Temporary Access	EA	1	$70,000.00	$70,000.00	$30,000.00	$30,000.00	$75,000.00	$75,000.00	$26,800.00	$26,800.00	$45,000.00	$45,000.00
134	990.9999	Vibration Monitoring	L SUM	1	$50,000.00	$50,000.00	$50,000.00	$50,000.00	$85,000.00	$85,000.00	$45,800.00	$45,800.00	$40,000.00	$40,000.00
Total						**$28,466,777.60**		**$23,969,611.83**		**$24,914,762.94**		**$25,621,347.54**		**$26,806,680.45**

BID TABULATION
Project 2293
9th Street NE Overpass
West Fargo, ND
Bid Date: April 8, 2026

Line Item	Item Code	Item Description	Unit	Quantity	Industrial Builders, Inc. Bid Unit Price	Bid Price
1	103.1	Contract Bond	L SUM	1	$104,520.00	$104,520.00
2	107.1	Railway Protection Insurance	L SUM	1	$150,000.00	$150,000.00
3	107.14	Railroad Coordination	L SUM	1	$100,000.00	$100,000.00
4	107.145	Railroad Flagging	DAY	280	$1,600.00	$448,000.00
5	202.13	Removal of Curb & Gutter	LF	100	$10.00	$1,000.00
6	202.136	Removal of Pavement	TON	6792	$15.00	$101,880.00
7	202.174	Removal of Pipe All Types and Sizes	LF	2352	$26.00	$61,152.00
8	202.288	Excavation & Disposal of Contaminated Soil	CY	4000	$65.00	$260,000.00
9	202.312	Remove Existing Fence	LF	821	$14.70	$12,068.70
10	203.101	Common Excavation-Type A	CY	1505	$8.00	$12,040.00
11	203.109	Topsoil	CY	2213	$15.00	$33,195.00
12	203.14	Borrow-Excavation	CY	21429	$20.00	$428,580.00
13	210.102	Class 1 Excavation-Site 1	L SUM	1	$100,000.00	$100,000.00
14	210.103	Class 1 Excavation-Site 2	L SUM	1	$65,000.00	$65,000.00
15	210.202	Foundation Preparation-Site 1	L SUM	1	$175,000.00	$175,000.00
16	210.203	Foundation Preparation-Site 2	L SUM	1	$80,000.00	$80,000.00
17	216.1	Water	M GAL	275	$25.00	$6,875.00
18	251.3	Seeding Class III	ACRE	5.4	$1,050.00	$5,670.00
19	251.2	Temporary Cover Crop	ACRE	5.1	$110.00	$561.00
20	253.201	Hydraulic Mulch	ACRE	5.1	$1,900.00	$9,690.00

Line Item	Item Code	Item Description	Unit	Quantity	Industrial Builders, Inc. Bid Unit Price	Bid Price
21	253.301	Bonded Fiber Matrix	ACRE	5.4	$3,675.00	$19,845.00
22	255.201	Trm Type 1	SY	149	$7.75	$1,154.75
23	256.2	Riprap Grade II	CY	93	$150.00	$13,950.00
24	260.1	Silt Fence Unsupported	LF	508	$1.85	$939.80
25	260.101	Remove Silt Fence Unsupported	LF	508	$0.60	$304.80
26	261.112	Fiber Rolls 12IN	LF	2531	$2.25	$5,694.75
27	261.113	Remove Fiber Rolls 12IN	LF	1013	$0.50	$506.50
28	265.1	Stabilized Construction Access	EA	2	$2,625.00	$5,250.00
29	265.101	Remove Stabilized Construction Access	EA	2	$525.00	$1,050.00
30	302.101	Salvaged Base Course	CY	1914	$20.00	$38,280.00
31	302.356	Aggregate Surface Course CL 13	TON	1253	$30.00	$37,590.00
32	430.5	Commercial Grade Hot Mix Asphalt	TON	30	$675.00	$20,250.00
33	550.31	10IN Non Reinf Concrete Pvmt CL AE-Doweled	SY	4158	$120.00	$498,960.00
34	550.1013	3IN Expansion Joint	LF	117.5	$520.00	$61,100.00
35	550.1031	Concrete Sleeper Slab	SY	54	$306.00	$16,524.00
36	602.5	Bridge Substructure Concrete	CY	1854	$1,400.00	$2,595,600.00
37	602.51	Bridge Deck Concrete	CY	1272	$1,400.00	$1,780,800.00
38	602.52	Bridge Barrier Concrete	CY	439	$1,400.00	$614,600.00
39	602.1129	Class AE-3 Modified Concrete	CY	1658	$1,350.00	$2,238,300.00
40	602.1133	Concrete Bridge Approach Slab	SY	496	$480.00	$238,080.00
41	602.125	Penetrating Water Repellent Treatment	SY	4784	$8.00	$38,272.00
42	604.9999	Prestressed I-Beam-MN35IN	LF	5656	$550.00	$3,110,800.00
43	612.115	Reinforcing Steel-Grade 60	LBS	419124	$1.60	$670,598.40
44	612.116	Reinforcing Steel-Grade 60-Epoxy Coated	LBS	377354	$1.80	$679,237.20
45	616.36	Structural Steel	LBS	308	$7.00	$2,156.00
46	622.4	Steel Piling HP 12 X 53	LF	22080	$75.00	$1,656,000.00

Line Item	Item Code	Item Description	Unit	Quantity	Industrial Builders, Inc. Bid Unit Price	Bid Price
47	622.6	Steel Piling HP 14 X 73	LF	9720	$98.00	$952,560.00
48	624.122	Pedestrian Railing Type 1	LF	590	$187.00	$110,330.00
49	624.123	Pedestrian Railing Type 2	LF	1450	$161.00	$233,450.00
50	624.124	Pedestrian Fence	LF	216	$341.00	$73,656.00
51	702.1	Mobilization	L SUM	1	$1,002,000.00	$1,002,000.00
52	704.1	Flagging	MHR	100	$75.00	$7,500.00
53	704.1	Traffic Control Signs	UNIT	2112	$1.75	$3,696.00
54	704.1052	Type III Barricade	EA	9	$105.00	$945.00
55	704.106	Delineator Drums	EA	35	$32.00	$1,120.00
56	704.1067	Tubular Markers	EA	17	$5.25	$89.25
57	704.1087	Sequencing Arrow Panel-Type C	EA	1	$525.00	$525.00
58	704.4011	Portable Changeable Message Sign	EA	2	$3,150.00	$6,300.00
59	706.4	Field Office	EA	1	$60,000.00	$60,000.00
60	706.5	Aggregate Laboratory	EA	1	$10,000.00	$10,000.00
61	706.6	Contractor's Laboratory	EA	1	$5,000.00	$5,000.00
62	708.9996	Inlet Protection-Type A-1	EA	16	$162.00	$2,592.00
63	708.9997	Remove Inlet Protection-Type A-1	EA	8	$52.00	$416.00
64	708.9998	Inlet Protection-Type A-2	EA	24	$162.00	$3,888.00
65	708.9999	Remove Inlet Protection-Type A-2	EA	12	$52.00	$624.00
66	709.151	Geosynthetic Material Type R1	SY	5214	$3.60	$18,770.40
67	714.215	Pipe Conc Reinf 15IN CL V-Storm Drain	LF	327	$115.00	$37,605.00
68	714.337	Pipe Conc Reinf 18IN CL V-Storm Drain	LF	1269	$121.00	$153,549.00
69	714.62	Pipe Conc Reinf 24IN CL III-Storm Drain	LF	207	$152.00	$31,464.00
70	714.825	Pipe Conc Reinf 30IN CL III-Storm Drain	LF	26	$183.00	$4,758.00
71	714.91	Pipe Conc Reinf 36IN CL III-Storm Drain	LF	17	$268.00	$4,556.00
72	714.101	Pipe Conc Reinf 42IN CL III-Storm Drain	LF	122	$347.00	$42,334.00

Line Item	Item Code	Item Description	Unit	Quantity	Industrial Builders, Inc. Bid Unit Price	Bid Price
73	714.1412	Pipe Conc Reinf 66IN CL III-Storm Drain	LF	735	$725.00	$532,875.00
74	714.302	End Sect-Conc Reinf 24IN	EA	4	$3,150.00	$12,600.00
75	714.3035	End Sect-Conc Reinf 36IN	EA	1	$6,038.00	$6,038.00
76	714.304	End Sect-Conc Reinf 42IN	EA	2	$7,193.00	$14,386.00
77	714.306	End Sect-Conc Reinf 66IN	EA	1	$15,750.00	$15,750.00
78	714.9696	Edgedrain Non Permeable Base	LF	1931	$12.80	$24,716.80
79	722.1	Manhole 48IN	EA	5	$5,775.00	$28,875.00
80	722.11	Manhole 60IN	EA	1	$5,825.00	$5,825.00
81	722.12	Manhole 72IN	EA	2	$8,715.00	$17,430.00
82	722.14	Manhole 96IN	EA	1	$13,125.00	$13,125.00
83	722.11	Manhole Riser 48IN	LF	21.64	$378.00	$8,179.92
84	722.111	Manhole Riser 60IN	LF	3.65	$683.00	$2,492.95
85	722.112	Manhole Riser 72IN	LF	11.88	$924.00	$10,977.12
86	722.114	Manhole Riser 96IN	LF	12.81	$1,654.00	$21,187.74
87	722.351	Inlet-Type 2	EA	10	$5,880.00	$58,800.00
88	722.352	Inlet-Type 2 Double	EA	1	$11,025.00	$11,025.00
89	722.3701	Inlet Special-Type 2 48IN	EA	1	$7,875.00	$7,875.00
90	722.4108	Inlet Special Catch Basin 48IN	EA	2	$4,935.00	$9,870.00
91	722.4116	Inlet Special Catch Basin 96IN	EA	1	$25,725.00	$25,725.00
92	722.614	Adjust Gate Valve Box	EA	7	$630.00	$4,410.00
93	724.21	Fittings-Ductile Iron	LBS	1215	$27.00	$32,805.00
94	724.3	Gate Valve & Box 6IN	EA	1	$4,358.00	$4,358.00
95	724.31	Gate Valve & Box 8IN	EA	1	$5,723.00	$5,723.00
96	724.41	Hydrant-Install 5IN	EA	1	$10,290.00	$10,290.00
97	724.42	Hydrant-Relocate	EA	1	$7,875.00	$7,875.00
98	724.81	Watermain 6IN PVC	LF	13	$158.00	$2,054.00

Line Item	Item Code	Item Description	Unit	Quantity	Industrial Builders, Inc. Bid Unit Price	Bid Price
99	724.83	Watermain 8IN PVC	LF	42	$168.00	$7,056.00
100	724.852	Watermain 16IN PVC	LF	423	$210.00	$88,830.00
101	748.12	Curb & Gutter Mountable-Type I	LF	210	$42.00	$8,820.00
102	748.14	Curb & Gutter-Type I	LF	1815	$38.00	$68,970.00
103	750.3	Pigmented Imprinted Concrete	SY	526	$163.00	$85,738.00
104	750.125	Sidewalk Concrete 5IN	SY	864	$78.00	$67,392.00
105	750.1	Driveway Concrete	SY	2223	$92.00	$204,516.00
106	752.911	Temporary Safety Fence	LF	1660	$3.00	$4,980.00
107	752.922	Fence Remove & Reset	LF	641	$49.00	$31,409.00
108	754.11	Flat Sheet For Signs-Type XI Refl Sheeting	SF	24	$32.00	$768.00
109	754.206	Steel Galv Posts-Telescoping Perforated Tube	LF	15	$40.00	$600.00
110	762.122	Preformed Patterned Pvmt MK-Message(Grooved)	SF	64	$52.00	$3,328.00
111	762.1305	Preformed Patterned Pvmt MK 4IN Line-Grooved	LF	4464	$7.60	$33,926.40
112	762.1309	Preformed Patterned Pvmt MK 8IN Line-Grooved	LF	19	$15.00	$285.00
113	764.131	W-Beam Guardrail	LF	103.8	$57.00	$5,916.60
114	764.145	W-Beam Guardrail End Terminal	EA	2	$3,276.00	$6,552.00
115	764.151	Remove W-Beam Guardrail & Posts	LF	179	$5.25	$939.75
116	764.901	Attenuating Crash Cushion TL-2	EA	2	$24,000.00	$48,000.00
117	770.1	Lighting System	EA	1	$347,000.00	$347,000.00
118	770.32	1.5IN Diameter Rigid Conduit	LF	907	$59.00	$53,513.00
119	770.335	2IN Diameter Rigid Conduit-Bridge Mounted	LF	1732	$131.00	$226,892.00
120	772.92	IT System	EA	1	$63,000.00	$63,000.00
121	910.57	Modify Manhole	EA	2	$7,875.00	$15,750.00
122	920.1	Geofoam	CY	12861	$105.00	$1,350,405.00
123	920.105	Geomembrane	SY	11700	$15.30	$179,010.00
124	920.9999	Composite Drainage Board	SY	1079	$41.00	$44,239.00

Line Item	Item Code	Item Description	Unit	Quantity	Industrial Builders, Inc. Bid Unit Price	Bid Price
125	930.3	Bridge Bench Marks	SET	1	$7,500.00	$7,500.00
126	930.304	Bearings(Expansion)	EA	80	$3,500.00	$280,000.00
127	930.7012	Roadway Canopy	L SUM	1	$25,000.00	$25,000.00
128	930.86	Elastomeric Bearing Pad	SF	115	$201.00	$23,115.00
129	930.8667	5 IN Expansion Joint Strip Seal	LF	117	$770.00	$90,090.00
130	930.9535	Deck Drainage System	L SUM	1	$130,000.00	$130,000.00
131	930.9537	Abutment Underdrain System	EA	2	$100,000.00	$200,000.00
132	930.9999	Monument Sign	EA	4	$5,500.00	$22,000.00
133	990.231	Temporary Access	EA	1	$30,000.00	$30,000.00
134	990.9999	Vibration Monitoring	L SUM	1	$50,000.00	$50,000.00
Total						**$23,969,611.83**

NOTICE OF AWARD

Date of Issuance:	April 20, 2026		
Owner:	**City of West Fargo**	Owner's Project No.:	**2293**
Engineer:	**Houston Engineering, Inc.**	Engineer's Project No.:	**8654-0020**
Project:	**9th St. Overpass Construction**		
Contract Name:	**Project No. 2293 – 9th St. Overpass Construction**		
Bidder:	**Industrial Builders, Inc.**		
Bidder's Address:	**1307 County Road 17N, West Fargo, ND 58078**		

You are notified that Owner has accepted your Bid dated **4/08/2026** for the above Contract, and that you are the Successful Bidder and are awarded a Contract for:

Project No. 2293 – 9th St. Overpass Construction

The Contract Price of the awarded Contract is **$23,969,611.83**. Contract Price is subject to adjustment based on the provisions of the Contract, including but not limited to those governing changes, Unit Price Work, and Work performed on a cost-plus-fee basis, as applicable.

2 unexecuted counterparts of the Agreement accompany this Notice of Award, and one copy of the Contract Documents accompanies this Notice of Award, or has been transmitted or made available to Bidder electronically.

☒ Drawings will be delivered separately from the other Contract Documents.

You must comply with the following conditions precedent within 15 days of the date of receipt of this Notice of Award:

1. Deliver to Owner **2** counterparts of the Agreement, signed by Bidder (as Contractor).
2. Deliver with the signed Agreement(s) the Contract security (such as required performance and payment bonds) and insurance documentation, as specified in the Instructions to Bidders and in the General Conditions, Articles 2 and 6.
3. Other conditions precedent (if any):

Failure to comply with these conditions within the time specified will entitle Owner to consider you in default, annul this Notice of Award, and declare your Bid security forfeited.

Within 10 days after you comply with the above conditions, Owner will return to you one fully signed counterpart of the Agreement, together with any additional copies of the Contract Documents as indicated in Paragraph 2.02 of the General Conditions.

Owner: **City of West Fargo**

By *(signature)*: _____

Name *(printed)*: Bernie L. Dardis

Title: President of the Board of City Commissioners

Copy: Engineer

EJCDC® C-510, Notice of Award.
Copyright© 2018 National Society of Professional Engineers, American Council of Engineering Companies, and American Society of Civil Engineers. All rights reserved.

DEPARTMENT OF ENGINEERING

CITY OF WEST FARGO
A CITY ON THE GROW

April 20, 2026

Board of City Commissioners
City of West Fargo
2515 6th Street E
West Fargo, ND

Re: Project No. 2293; 9th Street NE – Grade Separation

WHEREAS, bids were opened and filed for the 9th Street NE Grade Separation Project No. 2293 for the City of West Fargo, North Dakota; and

WHEREAS, the engineer for the City of West Fargo, North Dakota is required to make a careful and detailed statement of the estimated cost of work (*pursuant to N.D.C.C. 40-22-29*);

NOW THEREFORE, I, Jerrold F. Wallace, do hereby certify as follows:

That I am the City Engineer for the City of West Fargo, North Dakota;

That the following (and/or attached hereto) is a detailed statement of the estimated cost for work described as Project No. 2293; 9th Street NE Grade Separation of the City of West Fargo, North Dakota.

IN WITNESS THEREOF, I have hereunto set my hand and seal this 16 day of APRIL, 2026.

Jerrold F. Wallace

ND REG.NO. 27431

REGISTERED PROFESSIONAL ENGINEER
JERROLD F. WALLACE
PE-27431
DATE: 4/16/26
NORTH DAKOTA

Engineer for the City of West Fargo
West Fargo, North Dakota

2515 6th Street E
West Fargo, ND 58078
701-515-5100
engineering@westfargond.gov
westfargond.gov

Project 2293
9th Street NE Overpass
West Fargo, ND
ENGINEER'S STATEMENT OF ESTIMATED COST

Line Item	Item Code	Item Description	Unit	Quantity	Industrial Builders, Inc. Bid Unit Price	Bid Price
1	103.1	Contract Bond	L SUM	1	$104,520.00	$104,520.00
2	107.1	Railway Protection Insurance	L SUM	1	$150,000.00	$150,000.00
3	107.14	Railroad Coordination	L SUM	1	$100,000.00	$100,000.00
4	107.145	Railroad Flagging	DAY	280	$1,600.00	$448,000.00
5	202.13	Removal of Curb & Gutter	LF	100	$10.00	$1,000.00
6	202.136	Removal of Pavement	TON	6792	$15.00	$101,880.00
7	202.174	Removal of Pipe All Types and Sizes	LF	2352	$26.00	$61,152.00
8	202.288	Excavation & Disposal of Contaminated Soil	CY	4000	$65.00	$260,000.00
9	202.312	Remove Existing Fence	LF	821	$14.70	$12,068.70
10	203.101	Common Excavation-Type A	CY	1505	$8.00	$12,040.00
11	203.109	Topsoil	CY	2213	$15.00	$33,195.00
12	203.14	Borrow-Excavation	CY	21429	$20.00	$428,580.00
13	210.102	Class 1 Excavation-Site 1	L SUM	1	$100,000.00	$100,000.00
14	210.103	Class 1 Excavation-Site 2	L SUM	1	$65,000.00	$65,000.00
15	210.202	Foundation Preparation-Site 1	L SUM	1	$175,000.00	$175,000.00
16	210.203	Foundation Preparation-Site 2	L SUM	1	$80,000.00	$80,000.00
17	216.1	Water	M GAL	275	$25.00	$6,875.00
18	251.3	Seeding Class III	ACRE	5.4	$1,050.00	$5,670.00
19	251.2	Temporary Cover Crop	ACRE	5.1	$110.00	$561.00
20	253.201	Hydraulic Mulch	ACRE	5.1	$1,900.00	$9,690.00

Line Item	Item Code	Item Description	Unit	Quantity	Industrial Builders, Inc. Bid Unit Price	Bid Price
21	253.301	Bonded Fiber Matrix	ACRE	5.4	$3,675.00	$19,845.00
22	255.201	Trm Type 1	SY	149	$7.75	$1,154.75
23	256.2	Riprap Grade II	CY	93	$150.00	$13,950.00
24	260.1	Silt Fence Unsupported	LF	508	$1.85	$939.80
25	260.101	Remove Silt Fence Unsupported	LF	508	$0.60	$304.80
26	261.112	Fiber Rolls 12IN	LF	2531	$2.25	$5,694.75
27	261.113	Remove Fiber Rolls 12IN	LF	1013	$0.50	$506.50
28	265.1	Stabilized Construction Access	EA	2	$2,625.00	$5,250.00
29	265.101	Remove Stabilized Construction Access	EA	2	$525.00	$1,050.00
30	302.101	Salvaged Base Course	CY	1914	$20.00	$38,280.00
31	302.356	Aggregate Surface Course CL 13	TON	1253	$30.00	$37,590.00
32	430.5	Commercial Grade Hot Mix Asphalt	TON	30	$675.00	$20,250.00
33	550.31	10IN Non Reinf Concrete Pvmt CL AE-Doweled	SY	4158	$120.00	$498,960.00
34	550.1013	3IN Expansion Joint	LF	117.5	$520.00	$61,100.00
35	550.1031	Concrete Sleeper Slab	SY	54	$306.00	$16,524.00
36	602.5	Bridge Substructure Concrete	CY	1854	$1,400.00	$2,595,600.00
37	602.51	Bridge Deck Concrete	CY	1272	$1,400.00	$1,780,800.00
38	602.52	Bridge Barrier Concrete	CY	439	$1,400.00	$614,600.00
39	602.1129	Class AE-3 Modified Concrete	CY	1658	$1,350.00	$2,238,300.00
40	602.1133	Concrete Bridge Approach Slab	SY	496	$480.00	$238,080.00
41	602.125	Penetrating Water Repellent Treatment	SY	4784	$8.00	$38,272.00
42	604.9999	Prestressed I-Beam-MN35IN	LF	5656	$550.00	$3,110,800.00
43	612.115	Reinforcing Steel-Grade 60	LBS	419124	$1.60	$670,598.40
44	612.116	Reinforcing Steel-Grade 60-Epoxy Coated	LBS	377354	$1.80	$679,237.20
45	616.36	Structural Steel	LBS	308	$7.00	$2,156.00
46	622.4	Steel Piling HP 12 X 53	LF	22080	$75.00	$1,656,000.00

Line Item	Item Code	Item Description	Unit	Quantity	Industrial Builders, Inc. Bid Unit Price	Bid Price
47	622.6	Steel Piling HP 14 X 73	LF	9720	$98.00	$952,560.00
48	624.122	Pedestrian Railing Type 1	LF	590	$187.00	$110,330.00
49	624.123	Pedestrian Railing Type 2	LF	1450	$161.00	$233,450.00
50	624.124	Pedestrian Fence	LF	216	$341.00	$73,656.00
51	702.1	Mobilization	L SUM	1	$1,002,000.00	$1,002,000.00
52	704.1	Flagging	MHR	100	$75.00	$7,500.00
53	704.1	Traffic Control Signs	UNIT	2112	$1.75	$3,696.00
54	704.1052	Type III Barricade	EA	9	$105.00	$945.00
55	704.106	Delineator Drums	EA	35	$32.00	$1,120.00
56	704.1067	Tubular Markers	EA	17	$5.25	$89.25
57	704.1087	Sequencing Arrow Panel-Type C	EA	1	$525.00	$525.00
58	704.4011	Portable Changeable Message Sign	EA	2	$3,150.00	$6,300.00
59	706.4	Field Office	EA	1	$60,000.00	$60,000.00
60	706.5	Aggregate Laboratory	EA	1	$10,000.00	$10,000.00
61	706.6	Contractor's Laboratory	EA	1	$5,000.00	$5,000.00
62	708.9996	Inlet Protection-Type A-1	EA	16	$162.00	$2,592.00
63	708.9997	Remove Inlet Protection-Type A-1	EA	8	$52.00	$416.00
64	708.9998	Inlet Protection-Type A-2	EA	24	$162.00	$3,888.00
65	708.9999	Remove Inlet Protection-Type A-2	EA	12	$52.00	$624.00
66	709.151	Geosynthetic Material Type R1	SY	5214	$3.60	$18,770.40
67	714.215	Pipe Conc Reinf 15IN CL V-Storm Drain	LF	327	$115.00	$37,605.00
68	714.337	Pipe Conc Reinf 18IN CL V-Storm Drain	LF	1269	$121.00	$153,549.00
69	714.62	Pipe Conc Reinf 24IN CL III-Storm Drain	LF	207	$152.00	$31,464.00
70	714.825	Pipe Conc Reinf 30IN CL III-Storm Drain	LF	26	$183.00	$4,758.00
71	714.91	Pipe Conc Reinf 36IN CL III-Storm Drain	LF	17	$268.00	$4,556.00
72	714.101	Pipe Conc Reinf 42IN CL III-Storm Drain	LF	122	$347.00	$42,334.00

Line Item	Item Code	Item Description	Unit	Quantity	Industrial Builders, Inc. Bid Unit Price	Bid Price
73	714.1412	Pipe Conc Reinf 66IN CL III-Storm Drain	LF	735	$725.00	$532,875.00
74	714.302	End Sect-Conc Reinf 24IN	EA	4	$3,150.00	$12,600.00
75	714.3035	End Sect-Conc Reinf 36IN	EA	1	$6,038.00	$6,038.00
76	714.304	End Sect-Conc Reinf 42IN	EA	2	$7,193.00	$14,386.00
77	714.306	End Sect-Conc Reinf 66IN	EA	1	$15,750.00	$15,750.00
78	714.9696	Edgedrain Non Permeable Base	LF	1931	$12.80	$24,716.80
79	722.1	Manhole 48IN	EA	5	$5,775.00	$28,875.00
80	722.11	Manhole 60IN	EA	1	$5,825.00	$5,825.00
81	722.12	Manhole 72IN	EA	2	$8,715.00	$17,430.00
82	722.14	Manhole 96IN	EA	1	$13,125.00	$13,125.00
83	722.11	Manhole Riser 48IN	LF	21.64	$378.00	$8,179.92
84	722.111	Manhole Riser 60IN	LF	3.65	$683.00	$2,492.95
85	722.112	Manhole Riser 72IN	LF	11.88	$924.00	$10,977.12
86	722.114	Manhole Riser 96IN	LF	12.81	$1,654.00	$21,187.74
87	722.351	Inlet-Type 2	EA	10	$5,880.00	$58,800.00
88	722.352	Inlet-Type 2 Double	EA	1	$11,025.00	$11,025.00
89	722.3701	Inlet Special-Type 2 48IN	EA	1	$7,875.00	$7,875.00
90	722.4108	Inlet Special Catch Basin 48IN	EA	2	$4,935.00	$9,870.00
91	722.4116	Inlet Special Catch Basin 96IN	EA	1	$25,725.00	$25,725.00
92	722.614	Adjust Gate Valve Box	EA	7	$630.00	$4,410.00
93	724.21	Fittings-Ductile Iron	LBS	1215	$27.00	$32,805.00
94	724.3	Gate Valve & Box 6IN	EA	1	$4,358.00	$4,358.00
95	724.31	Gate Valve & Box 8IN	EA	1	$5,723.00	$5,723.00
96	724.41	Hydrant-Install 5IN	EA	1	$10,290.00	$10,290.00
97	724.42	Hydrant-Relocate	EA	1	$7,875.00	$7,875.00
98	724.81	Watermain 6IN PVC	LF	13	$158.00	$2,054.00

Line Item	Item Code	Item Description	Unit	Quantity	Industrial Builders, Inc. Bid Unit Price	Bid Price
99	724.83	Watermain 8IN PVC	LF	42	$168.00	$7,056.00
100	724.852	Watermain 16IN PVC	LF	423	$210.00	$88,830.00
101	748.12	Curb & Gutter Mountable-Type I	LF	210	$42.00	$8,820.00
102	748.14	Curb & Gutter-Type I	LF	1815	$38.00	$68,970.00
103	750.3	Pigmented Imprinted Concrete	SY	526	$163.00	$85,738.00
104	750.125	Sidewalk Concrete 5IN	SY	864	$78.00	$67,392.00
105	750.1	Driveway Concrete	SY	2223	$92.00	$204,516.00
106	752.911	Temporary Safety Fence	LF	1660	$3.00	$4,980.00
107	752.922	Fence Remove & Reset	LF	641	$49.00	$31,409.00
108	754.11	Flat Sheet For Signs-Type XI Refl Sheeting	SF	24	$32.00	$768.00
109	754.206	Steel Galv Posts-Telescoping Perforated Tube	LF	15	$40.00	$600.00
110	762.122	Preformed Patterned Pvmt MK-Message(Grooved)	SF	64	$52.00	$3,328.00
111	762.1305	Preformed Patterned Pvmt MK 4IN Line-Grooved	LF	4464	$7.60	$33,926.40
112	762.1309	Preformed Patterned Pvmt MK 8IN Line-Grooved	LF	19	$15.00	$285.00
113	764.131	W-Beam Guardrail	LF	103.8	$57.00	$5,916.60
114	764.145	W-Beam Guardrail End Terminal	EA	2	$3,276.00	$6,552.00
115	764.151	Remove W-Beam Guardrail & Posts	LF	179	$5.25	$939.75
116	764.901	Attenuating Crash Cushion TL-2	EA	2	$24,000.00	$48,000.00
117	770.1	Lighting System	EA	1	$347,000.00	$347,000.00
118	770.32	1.5IN Diameter Rigid Conduit	LF	907	$59.00	$53,513.00
119	770.335	2IN Diameter Rigid Conduit-Bridge Mounted	LF	1732	$131.00	$226,892.00
120	772.92	IT System	EA	1	$63,000.00	$63,000.00
121	910.57	Modify Manhole	EA	2	$7,875.00	$15,750.00
122	920.1	Geofoam	CY	12861	$105.00	$1,350,405.00
123	920.105	Geomembrane	SY	11700	$15.30	$179,010.00
124	920.9999	Composite Drainage Board	SY	1079	$41.00	$44,239.00

Line Item	Item Code	Item Description	Unit	Quantity	Industrial Builders, Inc. Bid Unit Price	Bid Price
125	930.3	Bridge Bench Marks	SET	1	$7,500.00	$7,500.00
126	930.304	Bearings(Expansion)	EA	80	$3,500.00	$280,000.00
127	930.7012	Roadway Canopy	L SUM	1	$25,000.00	$25,000.00
128	930.86	Elastomeric Bearing Pad	SF	115	$201.00	$23,115.00
129	930.8667	5 IN Expansion Joint Strip Seal	LF	117	$770.00	$90,090.00
130	930.9535	Deck Drainage System	L SUM	1	$130,000.00	$130,000.00
131	930.9537	Abutment Underdrain System	EA	2	$100,000.00	$200,000.00
132	930.9999	Monument Sign	EA	4	$5,500.00	$22,000.00
133	990.231	Temporary Access	EA	1	$30,000.00	$30,000.00
134	990.9999	Vibration Monitoring	L SUM	1	$50,000.00	$50,000.00

Construction Subtotal		$23,969,611.83
Contingencies (~6%)	$	1,450,000.00
Total Construction		**$25,419,611.83**

Consultant (Design / Construction)	$	2,350,000.00
Other Consultant	$	250,000.00
Legal & Administration (~5%)	$	1,200,000.00
Utility Relocation	$	100,000.00
Land Acquisition	$	622,000.00
BNSF Construction Administration	$	750,000.00
WF Engineering Fee (~1%)	$	240,000.00
Bonding / Interest (~4%)	$	960,000.00

$31,891,611.83

Project 2293
9th Street NE Overpass
West Fargo, ND
Source of Funds

Special Assessments				$	-
Grant Funding				$	26,799,946.46
	RAISE Grant Funds	$	20,335,689.46		
	BNSF Funds	$	600,000.00		
	Prairie Dog Grant Funds	$	5,864,257.00		
	Note: Raise Grant $23,816,500 awarded, capped at 80% of construction cost				
City Funds				$	5,091,665.37
	TBD	$	5,091,665.37		

Commissioner _____ introduced the following resolution and moved its adoption:

RESOLUTION ACCEPTING BID, SHOWING
RECEIPT OF ENGINEER'S STATEMENT OF ESTIMATED COST
AND DIRECTING EXECUTION OF CONTRACT

WHEREAS, bids have heretofore been received for the making of certain improvements in Project No. 2293 – 9th St NE – Grade Separation of the City of West Fargo, North Dakota; and

WHEREAS, said bids were opened and made public and are on file in the office of the City Auditor of the City of West Fargo; and

WHEREAS, the Engineer for the City of West Fargo has made and filed a careful and detailed statement of the estimated cost of said work; and

WHEREAS, it is necessary to accept the bid for the work to be completed;

NOW THEREFORE, BE IT RESOLVED AS FOLLOWS:

That the fact is and that the minutes show that the bid of Industrial Builders, Inc., in the amount of $23,969,611.83, is the lowest bid received and that said company is the lowest responsible bidder; that said bid was accompanied by a bidder's bond in the amount of 5% of the bid price and copy of the contractor's license or certificate of renewal thereof and in conformity with the provisions of Chapter 40-29 of the North Dakota Century Code

That the Engineer for the City of West Fargo, has made and filed with the Board of City Commissioners of the City of West Fargo a careful and detailed statement of the estimated cost of said work in said Project No. 2293;

That the contract for the construction of said improvement for which advertisement for bids is made, be and the same is hereby awarded to the said Industrial Builders, in the amount of $23,969,611.83, and that the President of the Board of City Commissioners and the City Auditor are hereby authorized and directed to enter into a contract with the said contractor for the making of the improvements for which advertisement for bids was heretofore made and for which they were the low bidder.

Dated: April 20, 2026

APPROVED:

_____
President of Board of City Commissioners

ATTEST:

_____
City Auditor

The motion for the adoption of the foregoing resolution was duly seconded by Commissioner _____. Upon roll call vote being taken thereon, the following commissioners voted in favor thereof: _____. The following commissioners were absent and not voting: _____. The following commissioners voted nay: _____. The majority having voted aye, the motion was carried and the resolution was duly adopted.

City Commission Agenda Item Memo
Meeting Date: April 20, 2026

☐ **Consent Agenda**
☒ **Regular Agenda**

Item Title: Project No. 9021 – Wastewater Serviceability and Risk Reduction Study

Requested Action/Staff Recommendation: Approve modifying the Sewer Agreement with Mapleton to include the upsizing of the force main east of 38th Street NW.

Presented By: Dan Hanson, Senior Director of Community and Development Services

---

New Information:

In May of 2019, the City of West Fargo entered into a Sewer Agreement with the City of Mapleton for the purposes of Mapleton to pump their sewage flows to West Fargo. This agreement is in the process of being modified to reflect current uses, flows and rates.

The City of Mapleton is slated to bid a project out within the next few months where they will be constructing a sanitary sewer force main from Mapleton to connect to the City of West Fargo's sewage collection system in the location of SA-40. With their proposed force main going west to east following the railroad, it will be within approximately ½ mile of the Raymond Interchange.

As part of the Wastewater Serviceability Study that is ongoing, servicing future growth area land with sanitary sewer is a challenge as our existing system is at capacity. This means servicing our growth area to the west and southwest will likely need to be pumped around the west side of the city and eventually to the point of connection in the vicinity of SA-40.

Staff is proposing that in addition to the above-mentioned modifications to the existing Sanitary Agreement that it also be modified to reflect the force main to be upsized from 38th St NW to the connection point near SA-40 from their proposed 14" forcemain to a 24" force main. This would allow a 20" force main to be connected at this point which could be used to service the area to the north of 12th Avenue, around the Raymond Interchange as well as West 94 Growth Area to the south.

By making this proposed improvement, the cost of upsizing the force main would be greatly less than West Fargo installing its own force main for servicing this area. The force main with this modification, would be able to service a minimum of 2,500 acres of land and would put the city in a position to be able to develop in the areas mentioned above much sooner and less costly than completing our own forcemain project at some point in the future.

Background & Project Summary: This study has been ongoing and is approximately 90% complete. Upon completion of the study, it will be presented to the Commission.

Financial Analysis:
Preliminary estimates are that the increased construction costs of increasing the size of the force main to accommodate both Mapleton and West Fargo sanitary sewer flows would be approximately $1,500,000. Their project would be bid with the upsizing as an alternate so that after the project has been bid it would be able to be brought before the Commission for final approval. With soft costs included it's estimated that the overall cost of these improvements will be less than $2,000,000.

The funds used to pay for these improvements could be Capital Improvement Sales Tax, Economic Development Sales Tax or a bond/loan. This is yet to be determined.

As was done with the construction of SA-27 to service unincorporated areas south of Interstate I-94, it is proposed that a hook-up fee be established which would be paid to the city upon platting of future growth areas.

If approved to move forward, a new project number will be created for these improvements with an Engineer's Report. In that report there will be a more detailed cost analysis with additional information on the service area of the force main along with a recommendation of how to pay for these improvements and an estimated proposed hook-up fee to reimburse the city for these improvements as well as.

Supporting Documents:

- Shared Force Main Exhibit

Previously Presented Information & Commission Actions:

March 16, 2026 -

- **Staff Recommendation:** Approve Purchase Flow Metering Equipment
- **Commission Action:** Commissioner Olson moved, and Commissioner Jorgensen seconded to approve. No opposition, motion carried.

June 2, 2025 -

- **Staff Recommendation:** Approve Task Order No. 98-1 with Moore Engineering
- **Commission Action:** Commissioner Olson moved, and Commissioner Zundel seconded to approve. No opposition, motion carried.

June 2, 2025 -

- **Staff Recommendation:** Award study to Consultant (Moore Engineering
- **Commission Action:** Commissioner Olson moved, and Commissioner Zundel seconded to approve. No opposition, motion carried.

July 18, 2022 -

- **Staff Recommendation:** Approve Agreement with Burian and Associates to write and submit a BRIC Grant for a redundant lift station
- **Commission Action:** Commissioner Simmons moved and Commissioner George seconded to approve. No opposition, motion carried.

West Fargo City Commission
Bernie Dardis, Commission President
Brad Olson, Commission Vice President
Roben Anderson, Rory Jorgensen, Amy Zundel, Commissioners
Dustin Scott, City Administrator

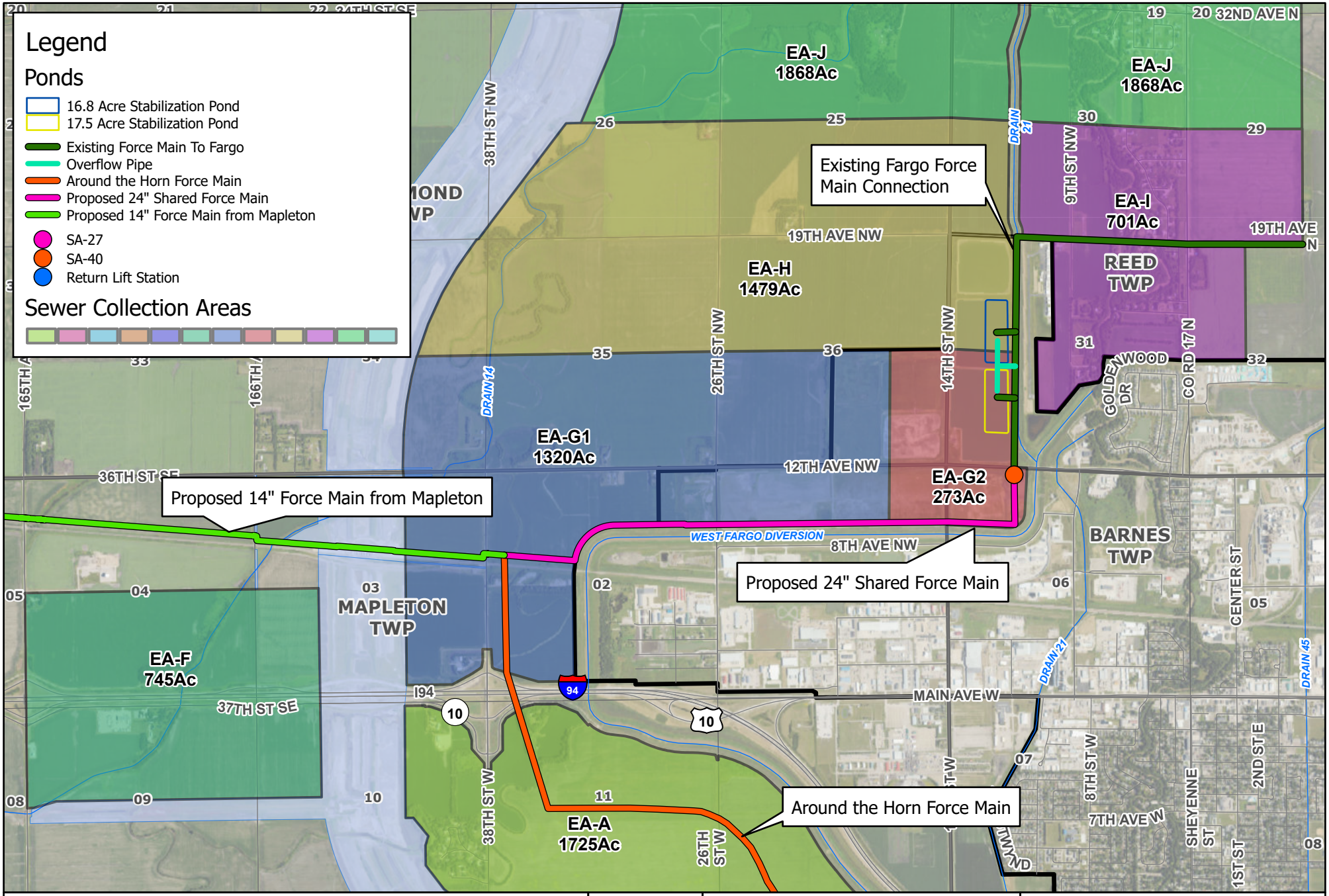

SHARED FORCE MAIN WITH MAPLETON
WEST FARGO PROJECT NO. 9021
WEST FARGO, NORTH DAKOTA

Created By: HS Date Created: 03/16/26 Date Saved: 03/16/26 Date Plotted: N/A Date Exported: 03/16/26
Plotted By: Parcel Date: XX/XX/20 Aerial Image: 2025 ND NAIP SIDS Elevation Data: Lidar
Horizontal Datum: NAD 1983 StatePlane North Dakota South FIPS 3302 Feet Vertical Datum: NAVD1988
Q:\Projects\30000\30200\30278 WFgoRedundantMasterLiftStation\GIS\APRX\30278_GrowthAreasAlternateMaps_20260122\Growth Area Alternate Maps.aprx

N W E S

0 1,250 2,500 5,000 Feet

1:35,000

moore engineering, inc.

Project No. 9021
West Fargo Redundant Master Lift Station
Mapleton Upsize Piping/Shared Force Main
West Fargo, ND
Engineer's Preliminary Opinion of Probable Cost

BID ITEM NO. & DESCRIPTION	*UNIT*	*QUANTITY*	*UNIT PRICE*	*TOTAL*
Sanitary Sewer - 14" Mapleton Force Main From Proposed Connection to WF Discharge				
Sanitary Force Main - 14"	LF	13,200	$95.00	$1,254,000.00
ARV Manhole - 72"	EA	5	$25,000.00	$125,000.00
Connect to Existing Force Main	L SUM	1	$10,000.00	$10,000.00
			14" Mapleton Force Main - Construction Subtotal	**$1,389,000.00**
Sanitary Sewer - Upsized 24" Shared Force Main From Proposed Connection to WF to Discharge				
Sanitary Force Main - 20"	LF	10	$150.00	$1,500.00
Sanitary Force Main - 24"	LF	13,450	$160.00	$2,152,000.00
Sanitary Force Main - 24" Bored	LF	100	$250.00	$25,000.00
Knife Gate Valve Manhole - 72"	EA	2	$50,000.00	$100,000.00
ARV Manhole - 96"	EA	5	$35,000.00	$175,000.00
Aggregate Surfacing - 6"	CY	130	$80.00	$10,400.00
Culvert - 18"	LF	50	$100.00	$5,000.00
Connect to Existing Force Main	L SUM	1	$20,000.00	$20,000.00
Telemetry Control Panel	L SUM	1	$50,000.00	$50,000.00
Electrical Service	L SUM	1	$100,000.00	$100,000.00
			Upsized 24" Force Main - Construction Subtotal	**$2,638,900.00**
			Cost Difference	**$1,249,900.00**

Notes:

1. Other items related to the installation of the above noted pipe are assumed to be the same for the entire stretch of force main.
2. These are construction costs that do not include contingency costs.

MEMORANDUM OF UNDERSTANDING

Municipal Judge Coverage

1. Purpose

This Memorandum of Understanding ("MOU") is entered into by and between the City of West Fargo, a North Dakota home rule city and municipal corporation (the "City"), and Dan Phillips (the "Alternate Municipal Judge").

This MOU establishes the terms under which the Alternate Municipal Judge will provide temporary primary municipal judge coverage for the City following the resignation of the Municipal Judge, Trent Barkus, through the next election, anticipated in June 2026, and appointment.

2. Term

This MOU is effective on May 1, 2026, and will continue through June 30, 2026, or until a duly elected or appointed Municipal Judge assumes the position pursuant to City Ordinance Chapter 1-12.

3. Scope of Services

The Alternate Municipal Judge will perform all duties and responsibilities of the Municipal Judge, as set forth in City Ordinance Chapter 1-12, to maintain continuity of court operations.

4. Compensation

The Alternate Municipal Judge currently serves in this role for the City and will continue to be compensated at a rate of $137.50 per hour.

For purposes of this MOU, the Alternate Municipal Judge will assume primary responsibility for all Municipal Judge duties. The parties agree to a monthly service basis of forty-six (46) hours at the hourly rate set forth herein, resulting in total monthly compensation of $6,325.00.

Payment will be made upon receipt and approval of invoices in accordance with the City's standard accounts payable procedures. The City will not provide any additional benefits to the Alternate Municipal Judge; it will solely provide the compensation as set forth herein.

5. Employment Status

The Alternate Municipal Judge is engaged in a temporary, independent contractor capacity for the limited purpose described in this MOU and is not considered a temporary or a permanent employee of the City.

6. Compliance

The Alternate Municipal Judge shall comply with all applicable laws, City ordinances, and applicable North Dakota judicial conduct requirements.

7. Termination

Either party may terminate this MOU with written notice to the other party. Compensation will be prorated based on actual hours worked up to the termination date.

8. General Provisions

- This MOU does not alter the statutory authority of the Municipal Court.
- Modifications must be in writing and agreed upon by both parties.
- This MOU is limited solely to this temporary appointment period.
- This MOU shall not be considered a waiver of the election requirements for the Alternate Municipal Judge for the City's Municipal Judge position. If the Alternate Municipal Judge desires to fill the Municipal Judge position following his temporary appointment hereunder, he must declare his candidacy and run in the June 2026 election.
- This MOU shall be governed by the laws of the State of North Dakota.

City of West Fargo

By: _____

Name: Bernie Dardis

Title: President of the Board of City Commissioners

Date: _____

Attest:

By: _____

Name: Dustin T. Scott

Title: City Auditor

Date: _____

Alternate Municipal Judge

By: 

Name: Dan Phillips

Date: 4/8/2026